




TAMIYA 1/35 M-51 ISHERMAN

AMPS Atlanta 2014 Club Project




IDF M-51 SHERMAN




M-51 COMBAT HISTORY

THE SIX DAY WAR



THE BUILD


The base undercoat was done with an overall coat of Tamiya “Flat Brown” darkened slightly with “Flat Black”.



The finish coat was a 50 / 50 mix of Tamiya “Dark Yellow” and “Buff”. This was based on the IDF colors defined on the IPMS Stockholm web site.


THE BUILD

A highlight shade was made by adding flat white to the base coat. This color was painted on raised detail of the model to provide added highlights.





THE BUILD

Detail painting was done with thinned Vallejo acrylics. Colors are chosen based on references and my personal preference for the shades that look right but also accentuate the detail. The markings were Verlinden dry transfers. The hull chevrons were hand painted using thinned Vallejo "Off White".



THE BUILD

Vallejo acrylic “Grey Pumice” and “Sandy Paste” were added to the lower hull and running gear to add some texture and start the weathering process with heavier dirt and mud



NEXT UP

- Weathering
- Stowage
- Detail Painting

RETREADS



ATLANTA

2015