

Thunder
MODEL
迅雷模型

1/35 SCALE

GERMAN BERGEPANZER HETZER LATE



PLASTIC KIT 35100

1:35 BERGEPANZER HETZER LATE
Limited bonus edition Thunder
model 35100

二戰德軍追獵者槍修裝甲車晚型

模型比例：1/35

產品編號：35100

Bergpanzer 38(t) was a recovery vehicle based on the Hetzer base. It had a flat roof on-top superstructure, manufactured by BMM company. The production of 170 vehicles in the form of a Hetzer was approved in September 1944 and called for. The Bergpanzer was equipped with a five-ton winch. In fact just 101 vehicles were built. The Bergpanzer was equipped with two-ton folding jib crane used to handle engines and other heavy components. Additionally the recovery vehicle was equipped with five-ton winch of Baumgarten company. The winch was driven by the vehicle's engine through transmission system. At the end a blade was installed at the rear of the hull, but it is again unclear how many vehicles were equipped with it. There were also some development works to install the blade at the front of the vehicle, as seen in the company blueprints, but probably they were never realized.

Thunder

Thunder
迅雷模型

Brief history

- Based on the Hetzer 38t chassis
- Development = spring 1944
- Production initiated = may 1944 = Bergepanzer 38t „early“
- From February 1945 = „late“



- 181 vehicles build total



The kit

- 360 plastic parts (including 22 plastic nuts), 119 photo etch parts, 3x cooper wires, 2x threads, metal chain, 3x resin parts
- Cooperation with LZ Models
 - (similarities to Dragon Hetzer hull, etc...)
 - LZ Models already issued update kit

(similar approach as with Scammel Pioneer model = wheels) ...unfair threatening of modellers...

The kit

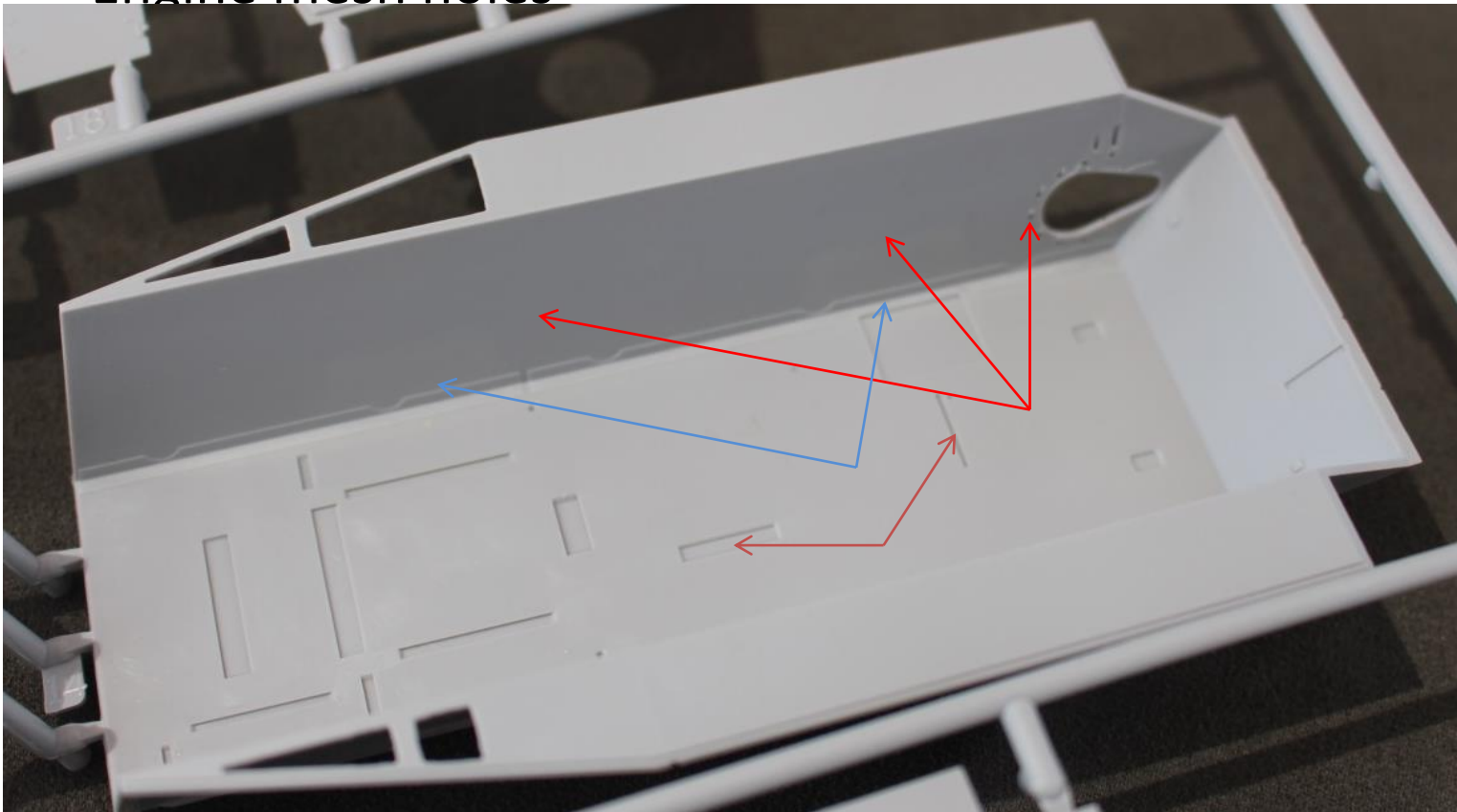
- Good plastic, no flash, minimal sink holes, good layout of pin marks
- Very soft details!!!
- Some crude details (weld cuts on front Armor)
- Some missing info in instructions (due to poor research) colors for MIG Paints only

accuracy

name	Size on Model	Real vehicle reference (scale down to 1:35)	Gunpower book diagram	Ground power Book diagram
Hull height	38	Nelze změřit	34,29	35
Hull wide (front mudguard)	71,12	72,28	71,42	72,5
Bottom armour wide	38,86	37,74	38	39
Hull Length (rear armor)	12,654	Nelze změřit	12,4	Nelze změřit
Sprocket diameter (without teeth)	17,98	18	17,6	18,5
Sprocket diameter (with teeth)	19,5	20	19,6	20,5
Road Wheel diameter	23,6	23,4	22,97	24
Inner disk on road wheel diameter	7,08	7,14	7,08	7,56
Idler wheel diameter	17,55	17,42		
Track wide:	10,68	9,85	10,5	10,2
Track height	0,74	0,85	0,81	0,98
Track height with tooth	0,125	0,114	1,27	1,53
Fender wide	11,43	11,42	11,43	11,43
Spade arm length	32,71	Nelze změřit	32,7	Nelze změřit
spade wide	47,86	Nelze změřit	48,2	Nelze změřit


Bottom hull

- Screws
- Holes, corner strenghtens
- Missing details for interior parts
- Engine mesh holes




Rear hull



- Very soft detail,
- Simplistic
- Missing stuff



carriage




carriage




sprocket

- Undersized, wrong shaped teeth
- Idler missing inner disk



Tracks – early pattern provided

- Links and length
- Oversized
- underdetailed
- Friulmodel
 - ATL-15 early,
 - ALT-35 late;
- MasterClub
 - MTL35059 early/middle,
 - MTL35060 late (resin pins);
- Modelkasten
 - SK-28 early/middle,
 - SK-29 late




Late hetzer = late tracks

Factory bergepanzer hetzer „late“ = early tracks!!!


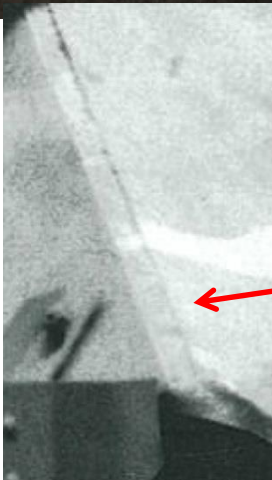

Lack of research from THUNDER = lucky this time

Upper hull




- Front armor
ISSUE (60mm on
early, 30mm on
late)
- plastic wide is
correct, the front
detail is not!
- Missing details
(hatch)



Front armor issue = FAIL!!





Rear engine deck



fenders

- Photo etch fenders in limited, plastic is OK







- Air intake part = missing inner grill, too wide
- Wrong construction



Voyager Model PE35916

Hull external details



- Rear Notek missing
- Tool box = undersized detail
- Schurzen = missing detail



Limited edition = photo etch schurzen

Tow bars, crane


- Crane simplified, no control detail, NICE
- No info overall – similar to bergepanzer IV in appearance

Upper hull details

simplified



Totally wrong 115-135% off




Upper hull detail

- Recovery beam = missing? (size = 70x9x9 mm)
- Jack,
- holders,
- engineering equipment = lack detail





spade

- S-shape hook =
instruction = template =
wrong shape



Inner compartment, engine bay

- Engine 25 parts,
- missing detail,
- missing stuff in compartment
- engine 10°
angeled on real vehicle
- No cables
- **Battery in cover box,**
- **Engine tool box**
- Engine bay
COLORS!! Not provided




PRAGA AE engine

Reference = 3D sketches in Gunpower pg. 166-173

Fighting compartment

- Praga-Wilson transmission (direct LZ kick off) very well detailed, but still not to „now days“ standarts



- Steering handles too thick,
- undersized handles
- Missing springs and other details



Reference for missing details

[http://mymodelplace.wbs.cz/b/b109_ original.jpg](http://mymodelplace.wbs.cz/b/b109_original.jpg)



Drivers place



- Missing pedal detail,
- Photo etch pedal details
- Wrong details on the ground
- Nice instruments pannel



- Missing inner details, like periscope details, hatch!!, pouches, weapon holders
- Absolute lack of research!!

Rear compartment

- What-if? No reference
- LZ kick off





Should not be there
Radio „hole“
Missing details (oil, fuel pump,
hot air vent ...)

interior

- Color? Yellow?
- Full interior
„on the box
only“
- No evidence but...
 - Commanders seat
 - Radio equipment (if anywhere but recovery vehicle?)
 - Fire extinguisher
 - 1st aid box
 - Weapons
 - Mg-34
 - 600x ammo (boxes 50xround),
 - Inner holder with strap
 - external holder Like on sd.kfz251? Simple?
 - Stg-44, or mp.40 for crew, hand granates?
 - Top cover tarp

Markings = WHAT-IF ☹️

- Book Gunpower states that „licht und schatten tarnung“ camo not used,
- Only factory tri-colors, or perhaps plane yellow ONLY!!
- NO decals!!
- Factory Reference vehicle nr. **322519**



conclusion

- „Accurate“ model so far
- soft, undersized, or missing details
- Lack of details (interior), poor research
- 1990 short run kit?
- With a bit of effort a very good representation
- Kit for experienced modellers (multi materiel parts)
- Options in assembly = attractive possibilities for DIO

Voyager PE35916 Bergepanzer Hetzer Basic

- A must have!! Still misses some details 😞
- Decide if to buy a basic kit (sacrifice engine for better exterior detail) or limited edition kit
- Or buy both like me:D

Reference used

- JENTZ, Thomas L. *PANZER TRACTS NO. 16 BERGEPANZERWAGEN: BERGEPANZER 38 TO BERGEPANTHER*. 1. PANZER TRACTS, 2004. ISBN 0-9744862-5-6.
- RAINKO, Marcin. *GUNPOWER 31: Jagdpanzer 38 HETZER vol.2*. 1. Gdańsk: AJ-Press, 2010. ISBN 978-83-7237-211-6.
- EDMUNDSON, Gary. *Modelling the Jagdpanzer 38(t) HETZER*. 1. UK: Osprey, 2004. ISBN 1-84176-705-0.
- FRANCEV, Vladimír a Miroslav BÍLÝ. *Jagdpanzer 38 HETZER*. 1. Praha: MBI, 2006. ISBN 80-86524-11-6.
- DOYLE, Hilary a Tom JENTZ. *New Vanguard No.36: Jagdpanzer 38 HERZER 1944-1945*. 1. UK: Osprey, 2001. ISBN 1-84176-135-4.
- *Ground Power november: Jagdpanzer 38(t) HETZER (2), universal carrier manual (1), Japanese special operation units (4)*. Tokyo JP: Delta publishing, 2001, **2001**(090). ISSN 03291-11.
- *Ground Power June 2013 (no.229): Jagdpanzer 38(t) HETZER, Type 89 IFV*. Tokyo JP: Galileo publishing Co., 2013, **6**(229). ISSN 13501-06.
- <http://www.pzfahrer.net/>
- <https://forum.valka.cz/topic/view/31393/Bergepanzer-38t-vyprostovacie-vozidlo>
- <https://forum.valka.cz/topic/view/31393#113269>
- https://www.net-maquettes.com/pictures/hetzer-g13-d-walk/?afg250_page_id=8#afg-250
- www.primeportal.com
- www.modelforum.cz
- <http://rctanksaustralia.com/forum1/viewtopic.php?t=36>