


# Modeling Water for Your Dioramas


By: Tony Zadro



# Materials:

- EnviroTex Lite  
([www.eti-usa.com](http://www.eti-usa.com))
- Available at Michaels
- Cures in 8 hrs @ 70 degrees  
(full strength in 48 hrs)
- Equal parts resin and hardener (warming the bottles will result in easier mixing and fewer bubbles)
- Requires layering for thick sections






# Materials:


- EasyCast  
([www.eti-usa.com](http://www.eti-usa.com))
- Available at Michaels
- Low Odor
- Soft cures in 24 hrs/hard 48 hrs
- Equal parts resin and hardener
- Tint w/ Castin' Craft Transparent Dyes
- No layering required






# Materials:

- Quick Water for Silks  
([www.miraclecoatings.com](http://www.miraclecoatings.com))
- Available at Hobby Lobby/  
Joann
- Non yellowing Urethane
- 8-10 hr. cure






# Materials:

- Amazing Clear Cast ([www.amazingmoldputty.com](http://www.amazingmoldputty.com))
- Available at Hobby Lobby
- Equal Parts and B
- Tint w/ Alumilite dyes






# Materials:

- Castin' Craft Liquid Plastic ([www.eti.com](http://www.eti.com))
- Available at Michaels and Hobbytown
- Can be poured in thicker sections
- Use associated catalyst in recommended ratios
- Tint w/ Castin' Craft Transparent Dyes






# Materials:

- Magic Water  
([www.unrealdetails.com](http://www.unrealdetails.com))
- Available at Model Train Shops
- Doesn't Smell
- Sets up in 12-24 hrs
- Mix one part A with two parts B
- Pour up to ½" thick layers





# Materials:

- Liquitex Gloss Gel Medium ([www.liquitex.com](http://www.liquitex.com))

- Vallejo Water Effects

- Available at Michaels/  
Art Supply Stores


- Used to build up ripples  
and surface texture

- Goes on white/  
Dries Clear

- Apply w/Syringe








# Materials:


- Transparent Resin Tint
- Available at Michaels/Art Supply Stores
- Castin' Craft, Chemco, Alumilite



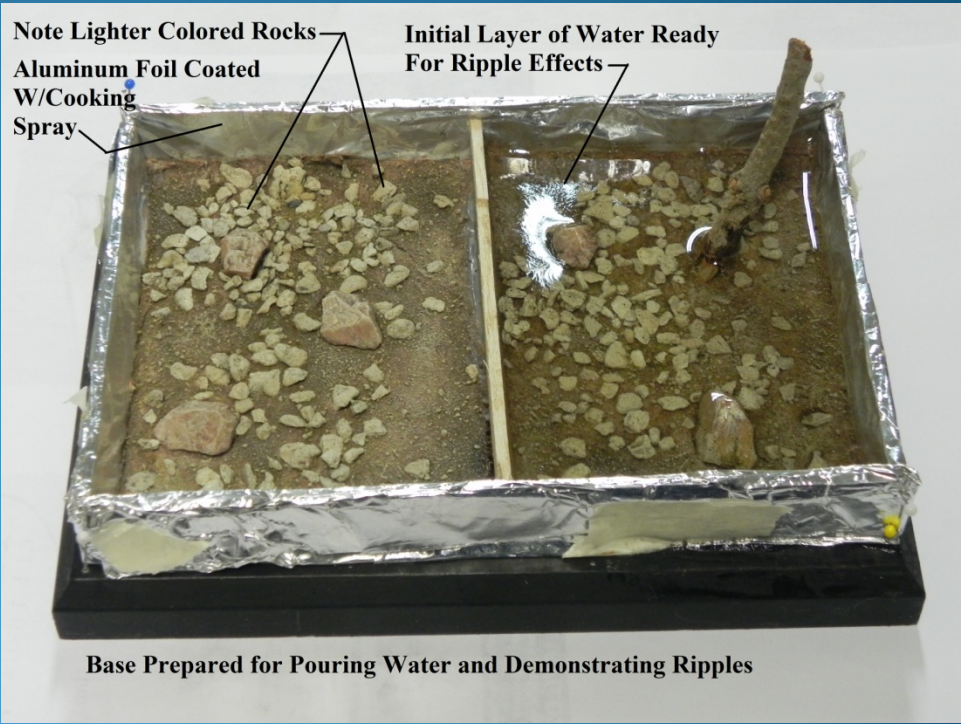



## Three Principal Types:

- 1) Opaque Muddy Puddles
- 2) Tinted Clear Water Such as Still Ponds and Pools
- 3) Flowing Water Effects and Ripples




# Demonstration of Pouring Techniques





# Example of Puddles on Diorama Base










**Note the Fish**



FIRE SUPPORT





Note Turtle






Soldatenheim  
Kriegsheimat  
Kriegsheimat

EIN KAMPF  
VIVE LA FRANCE

HURRICANE


24

Water  
Running from  
Pipe



Note  
'Island'

Wine  
Bottle




# Examples of Clear, Still Water Pools and Ponds




Cattails


Turtle




**Ripples  
Around  
Cattails**





# Flowing Water Effects and Ripples














**Note Stream of Water  
(Stretched Clear Sprue  
Coated With Epoxy)**

**Note Floating  
Debris**







Turtles


More Opaque  
Tinted Water

Lots of Floating Debris  
and Vegetation at the Bank

SECURITY CHECK



**Note Ripples Around the Elephant's Legs  
and Darker Wet Areas on Legs**



# Flowing Water Effects and Ripples




Note Rocky Banks

The Retrieval




**Note Highly  
Textured Surface  
Indicating Flowing Water**




# Flowing Water Effects and Ripples








# Flowing Water Effects and Ripples




**Note Rocky Bottom**

**Boat Set Into the Water Layers**

**Jumping Fish Splash and Ripples**



**Retaining Wall  
Adds Interest**





# Reference Photos

Note Rocky  
Bottom

Log and Debris

Tree at Edge of Bank



# Reference Photos

Note Rocky  
Bottom

Note Mossy Bank

Leaves, Debris in  
Shallows

Ripples



# Reference Photos

Note Rocky  
Bottom  
and Logs

Note Roots Going Into Water

Leaves, Debris at Bank



Ripples

# Reference Photos

Still, Muddy Water

Grass Clumps at Water's  
Edge





# Reference Photos

Still, Muddy Water

Log, Debris in Water



# Reference Photos

Grassy Banks

Logs in Water

Note Moss on Stream Bed



# Reference Photos

Rushing Water

Larger  
Rocks

Rocky Bank  
And  
Bottom



# Reference Photos

Rocky Island

Rushing Water



Log  
Jam