

## Conway County Volunteer Fire Department

This agreement should be signed by all members of the Conway County Fire Department so that each person may be covered by the Association of Arkansas Counties Workers' Compensation Insurance. Check the duties that apply. If you are a firefighter and medical responder, check both boxes.

- (1.)  **Firefighter In Training**  
One year or less with CCVFD. One or more of the required classes have not been taken. Check # 3 if also Medical Responder. Firefighters in training must be under direct supervision of a Trained Firefighter at the scene of a fire.
  
- (2.)  **Trained Firefighter**  
Must have completed minimum training - Introduction to Firefighting, Protective Equipment, and Wildland Fires. Check # 3 if also Medical Responder.
  
- (3.)  **Medical Responder**  
First Responder, EMT, or higher level of training. Check # 1 or # 2 if also Firefighter in Training or Trained Firefighter.
  
- (4.)  **Administrative or Support Duties Only**  
This may include maintenance and upkeep of equipment and station, driving trucks for non-emergency purposes, record keeping, supplying food and drink at fire scenes, and various other odd jobs for the department. Under no circumstance will this person fight fires. (Administrative / support personnel are not required to take firefighting courses.)

I have completed the required training for the duty/duties marked above and I understand and agree with any limitations placed on my activities due to the lack of training. I further understand that Workers Compensation will not cover any injuries sustained performing firefighting activities if I am not a certified or non-certified firefighter.

Name (print or type)	Social Security #
Signature	Date

As Chief of District # \_\_\_\_\_ of the Conway County Volunteer Fire Department, I certify that this person has received the training as indicated above.

District Chiefs signature	Date
---------------------------	------

\_\_\_\_\_ DO NOT WRITE BELOW THIS LINE---COUNTY USE ONLY \_\_\_\_\_

Signature	Title	Date
-----------	-------	------

# CONWAY COUNTY FIRE DEPARTMENT

## MEMBERSHIP APPLICATION/PERSONNEL ACTION FORM

### MEMBERSHIP APPLICATION SECTION

Name: _____	Date of Birth: _____
LAST                      FIRBT                      Middle	MM                      DD                      YY
Social Security #: _____	Sex: M <input type="checkbox"/> F <input type="checkbox"/>
Driver's License #: _____	Age: _____
Address _____	
_____	_____
City	State                      Zip Code
Home Phone: _____	Work Phone: _____

(Circle the Correct Answer in this Section)

- Have you ever been convicted of a felony?  
(if yes, give full details on a separate sheet)                      Yes                      No
- Do you suffer from a chronic or disabling health problem?  
(if yes, give full details on a separate sheet)  
We reserve the right to require a full medical examination at your expense                      Yes                      No
- Have you ever served on or applied for membership on the Conway County Fire Department?  
(if yes, give full details on a separate sheet, including reason(s) for leaving)                      Yes                      No
- Have you or are you now serving on any other emergency service organization?  
(if yes, give full details on a separate sheet, including name of organization, address, name used if different from above and any training)                      Yes                      No

I do hereby certify that all information supplied on this application and any attachments are true and complete. I understand that false or misleading information provided herein constitutes grounds for denial of membership or immediate dismissal. I hereby authorize representatives of the Conway County Fire Department to verify any information provided herein. I hereby authorize Conway County Fire Department to secure a Motor Vehicle Report on me. I understand and agree that if granted membership on the Conway County Fire Department, I will serve in a probationary period of six months, during which time I may be dismissed without right of appeal.

Applicants Signature	Date	Witnessed	Date
<b>PERSONNEL ACTION SECTION/DEPARTMENT USE ONLY</b>			
District: _____	Date of Action: _____	New Rank: _____	
Unit #: _____	Type of Action: _____	Appointment	Termination
		Promotion	Suspension
_____ Officer's Signature			

# Conway County Volunteer Fire Department

New Member Pkg Sign Off Sheet



Conway County Volunteer Fire Dept. Dist # \_\_\_\_\_

(Print)

Applicants Name: \_\_\_\_\_

has completed the following Forms required by the Conway County Volunteer Fire Department for all New Members.

## New Member Application:

Date Completed: \_\_\_\_\_ Applicants Signature: \_\_\_\_\_

Date Terminated: \_\_\_\_\_ Chiefs Signature: \_\_\_\_\_

## VFIS Beneficiary Designation for Accident & Sickness Policy:

Date Completed: \_\_\_\_\_ Applicants Signature: \_\_\_\_\_

## Conway County Volunteer Fire Department Training Agreement:

Date Completed: \_\_\_\_\_ Applicants Signature: \_\_\_\_\_

### CCVFD Mandatory Training

Intorduction to Fire Fighting Date Completed: \_\_\_\_\_

Protective Equipment Date Completed: \_\_\_\_\_

Wildland Fires Date Completed: \_\_\_\_\_

NIMS 100 All Members Date Completed: \_\_\_\_\_

NIMS 200 All Members Date Completed: \_\_\_\_\_

NIMS 300 Chief Only Date Completed: \_\_\_\_\_

NIMS 400 Chief Only Date Completed: \_\_\_\_\_

NIMS 700 All Members Date Completed: \_\_\_\_\_

NIMS 800 All Officers Date Completed: \_\_\_\_\_

## LOPFI Application:

Date Completed: \_\_\_\_\_ Applicants Signature: \_\_\_\_\_

## Emergency Worker Identification Card Information Sheet:

Date Completed: \_\_\_\_\_ Applicants Signature: \_\_\_\_\_



VFIS<sup>®</sup>

## Beneficiary Designation for Accident & Sickness Policy

Complete this block each time this form is used—Please Print

Name of Organization \_\_\_\_\_ State \_\_\_\_\_

Member's /Employee's Name \_\_\_\_\_

Member's Date of Birth \_\_\_\_\_ Date Member Joined Organization \_\_\_\_\_

**Complete, sign and date this block if you wish to name or change your beneficiary.**

I hereby designate the following beneficiary(ies) with respect to amounts payable as indemnity for loss of life under the referenced Accident & Sickness Policy and hereby revoke any designation of beneficiary thereunder heretofore made by me. I direct that any amounts payable under said policy to my beneficiary(ies) named below be paid to those of Primary Beneficiary who survive me, otherwise to those surviving in Contingent Beneficiary, in proportion to the percentages listed.

Primary (Please refer to back of form for examples)

Beneficiary Name \_\_\_\_\_ Relationship \_\_\_\_\_ Date of Birth \_\_\_\_\_ Share \_\_\_\_\_ %  
 Name \_\_\_\_\_ Relationship \_\_\_\_\_ Date of Birth \_\_\_\_\_ Share \_\_\_\_\_ %

Contingent Beneficiary Name \_\_\_\_\_ Relationship \_\_\_\_\_ Date of Birth \_\_\_\_\_ Share \_\_\_\_\_ %  
 Name \_\_\_\_\_ Relationship \_\_\_\_\_ Date of Birth \_\_\_\_\_ Share \_\_\_\_\_ %

If none of the above-named beneficiaries are living at the time of my death, I direct that payment be made in accordance with the terms of the policy. I reserve the right to revoke or change this designation.

Signature \_\_\_\_\_ Date \_\_\_\_\_

This form should be retained in the files of your department or organization and reviewed and updated on a regular basis.

### Specifying Beneficiaries

Individual (always show relationship to the insured)	*Primary Beneficiary	**Contingent Beneficiary	Second Contingent Beneficiary
One Beneficiary	Jane Ann Jones, wife, 100%	(leave blank)	(leave blank)
One Primary Beneficiary and one Contingent Beneficiary	Jane Ann Jones, wife, 100%	David Lee Jones, son, 100%	(leave blank)
Two primary beneficiaries and one contingent beneficiary	Arthur Leo Jones, father, 50% Grace Hays Jones, mother 50%	Mary Jones Ford, sister, 100%	(leave blank)
One Primary Beneficiary, unnamed children as first Contingent Beneficiary and two second Contingent Beneficiaries	Jane Ann Jones, wife, 100%	Children born of my marriage to Jane Ann Jones, to share equally	Arthur Leo Jones, father 50% Grace Hays Jones, mother 50%
Unequal distribution (always use percentages)	Grace Hays Jones, mother, 50% Mary Jones Ford, sister, 25% William Roger Jones, brother, 25%	Surviving Primary Beneficiaries share equally in the portion designated for any Beneficiary(ies) who predeceases the insured	(leave blank)
Insured's Estate	Executors, Administrators or Assigns of the Insured	(leave blank)	(leave blank)

\* Primary Beneficiary is the person(s) who will receive the insurance proceeds.

\*\* Contingent Beneficiary is the person(s) who will receive the insurance proceeds if the primary beneficiary is not alive at your death.



# ARKANSAS STATE POLICE

ASP 122  
(Rev. 02/19/2019)

## Identification Bureau Individual Record Check Request Form

### INSTRUCTIONS

If you are mandated by law to have the background check performed, please contact the licensing agency/entity that requires the background check for the proper request form.

1. When **an Arkansas background check** is requested, include a properly completed **ASP 122** request form and a check or money order in the amount of **\$25.00 (DO NOT SEND CASH)**, made payable to the Arkansas State Police. A fingerprint card is NOT required to be submitted if only the Arkansas background check is requested. The results of the Arkansas background check will be sent to the person/entity as specified on this form.
2. The subject of the criminal records search may challenge the completeness or accuracy of the criminal history information by using the procedures as outlined in Title 28, Code of Federal Regulation (CFR) Section 16.34 and/or Arkansas Code §12-12-1013.
3. If the request is made by mail, an envelope properly addressed to the person/entity to whom the background check will be released, as specified on the ASP 122 form, with sufficient return postage must be included.
4. When the properly completed **ASP 122** form is submitted, other than in person at the ASP ID Bureau in Little Rock by the subject of the record check, this request form must be notarized.
5. Send properly completed request form, envelope, and proper payment to:

**Arkansas State Police  
Identification Bureau  
1 State Police Plaza Drive  
Little Rock, AR 72209**

To contact the Arkansas State Police ID Bureau, you may call **501-618-8500**.

**SEE OTHER SIDE FOR REQUEST FORM**



# ARKANSAS STATE POLICE

ASP 122  
(Rev. 02/19/2019)

## Identification Bureau Individual Record Check Request Form

Last Name \_\_\_\_\_ First Name \_\_\_\_\_ Middle Name \_\_\_\_\_ Jr./Sr./III \_\_\_\_\_  
 Daytime Phone #: \_\_\_\_\_  
 List **ALL** other names ever used (married, maiden, shortened, etc.) \_\_\_\_\_  
 Date of Birth: \_\_\_\_\_ State of Birth: \_\_\_\_\_ Race: \_\_\_\_\_ Sex: \_\_\_\_\_  
 (Month/Day/Year)  
 Social Security #: \_\_\_\_\_ Driver's License #: \_\_\_\_\_ State \_\_\_\_\_  
 Mailing Address: \_\_\_\_\_  
 Street/P.O. Box \_\_\_\_\_  
 City \_\_\_\_\_ State \_\_\_\_\_ Zip Code \_\_\_\_\_

### APPLICANT RECORD NOTICE

**Obtaining Copy:** Procedures for obtaining a copy of the FBI criminal history record are set forth in Title 28, Code of Federal Regulations (CFR) Section 16.30 through 16.33 or the FBI website at <http://www.fbi.gov/about-us/cjis/background-checks>.

**Change, Correction, or Updating:** Procedures for obtaining a change, correction, or updating of an FBI criminal history record are set forth in Title 28, Code of Federal Regulations (CFR), Section 16.34.

I give my consent for the Arkansas State Police to conduct a criminal record search on myself and release any results to the following person or entity:

Signature: \_\_\_\_\_ Date: \_\_\_\_\_  
(First/MI/Last Name) (Month/Day/Year)

Release to: Convey County Fire Department  
(First/MI/Last Name) OR Full Name of Agency

Mailing Address: 117 S. Morse St.  
Street/P.O. Box \_\_\_\_\_  
Morrilton City AR State 72110 Zip Code

**WHEN THIS PROPERLY COMPLETED REQUEST FORM IS SUBMITTED (OTHER THAN IN PERSON BY THE SUBJECT OF THE CHECK) THIS REQUEST FORM MUST BE NOTARIZED**

STATE OF \_\_\_\_\_


COUNTY OF \_\_\_\_\_

Subscribed and sworn before me, a Notary Public, in and for the county and state aforesaid, this is the \_\_\_\_\_ day of \_\_\_\_\_, 20 \_\_\_\_\_.

\_\_\_\_\_  
Notary Public

### BELOW FOR OFFICE USE ONLY

82005 State Record Check



\*Enclosed are the forms for the fire department employee. Please complete and return this packet to the County Clerk's office. Please ensure that the employee signs and dates where indicated on each form as well as the Chief or Admin for the Fire Department.

\*Please secure and make a copy of the employee's photo identification and social security card

**\*The I-9 is a federal requirement.** The form requires review of valid identification provided by the employee. The I9 must be completed within 3 days of hire. The employee must sign as well as the Chief or Admin.

*If you have any questions, please contact Mandy Fresneda @ 501-354-9621 or*

*[mfresneda@conwaycounty.org](mailto:mfresneda@conwaycounty.org).*

*117 South Moose Suite 202*

*Morrilton, AR 72110*





# Direct Deposit Authorization

## Personal information:

Name: \_\_\_\_\_

Address: \_\_\_\_\_

City, State, Zip Code: \_\_\_\_\_

## Financial Institution Information:

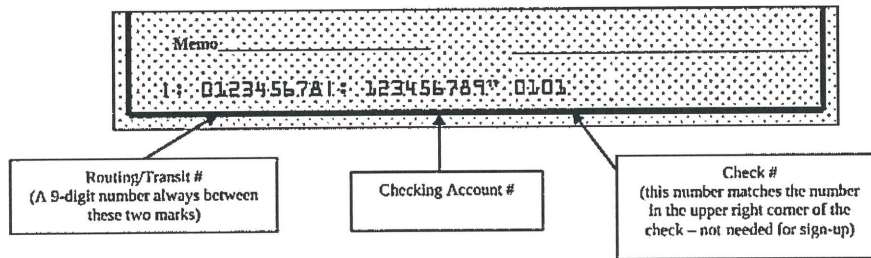
Name of Bank: \_\_\_\_\_

Account #: \_\_\_\_\_

9-Digit Routing #: \_\_\_\_\_

Type of Account: Checking \_\_\_ Savings \_\_\_

Below is a sample check MICR line, detailing where the information necessary to complete this form can be found.



**\*Please attach a voided check or letter from your bank confirming your information\***

Place voided check here

I hereby authorize **Conway County** to send credit entries, as well as appropriate debit and adjustment entries, to my account indicated above. These deposits may be made electronically or by any other commercially accepted method.

Signature

\_\_\_\_\_ Date



# Employment Eligibility Verification

## Department of Homeland Security

### U.S. Citizenship and Immigration Services

**USCIS**  
**Form I-9**  
OMB No. 1615-0047  
Expires 07/31/2026

**START HERE:** Employers must ensure the form instructions are available to employees when completing this form. Employers are liable for failing to comply with the requirements for completing this form. See below and the **Instructions**.

**ANTI-DISCRIMINATION NOTICE:** All employees can choose which acceptable documentation to present for Form I-9. Employers cannot ask employees for documentation to verify information in **Section 1**, or specify which acceptable documentation employees must present for **Section 2** or Supplement B, Reverification and Rehire. Treating employees differently based on their citizenship, immigration status, or national origin may be illegal.

**Section 1. Employee Information and Attestation:** Employees must complete and sign Section 1 of Form I-9 no later than the **first day of employment**, but not before accepting a job offer.

Last Name (Family Name)		First Name (Given Name)		Middle Initial (if any)	Other Last Names Used (if any)				
Address (Street Number and Name)			Apt. Number (if any)	City or Town		State ZIP Code			
Date of Birth (mm/dd/yyyy)	U.S. Social Security Number		Employee's Email Address			Employee's Telephone Number			
<p><b>I am aware that federal law provides for imprisonment and/or fines for false statements, or the use of false documents, in connection with the completion of this form. I attest, under penalty of perjury, that this information, including my selection of the box attesting to my citizenship or immigration status, is true and correct.</b></p>	Check one of the following boxes to attest to your citizenship or immigration status (See page 2 and 3 of the instructions.):								
	<input type="checkbox"/> 1. A citizen of the United States								
	<input type="checkbox"/> 2. A noncitizen national of the United States (See Instructions.)								
	<input type="checkbox"/> 3. A lawful permanent resident (Enter USCIS or A-Number.)								
	<input type="checkbox"/> 4. A noncitizen (other than Item Numbers 2. and 3. above) authorized to work until (exp. date, if any)								
If you check Item Number 4., enter one of these:									
USCIS A-Number		OR		Form I-94 Admission Number		OR		Foreign Passport Number and Country of Issuance	
Signature of Employee					Today's Date (mm/dd/yyyy)				

If a preparer and/or translator assisted you in completing Section 1, that person **MUST** complete the **Preparer and/or Translator Certification** on Page 3.

**Section 2. Employer Review and Verification:** Employers or their authorized representative must complete and sign Section 2 within three business days after the employee's first day of employment, and must physically examine, or examine consistent with an alternative procedure authorized by the Secretary of DHS, documentation from List A OR a combination of documentation from List B and List C. Enter any additional documentation in the Additional Information box; see Instructions.

List A	OR	List B	AND	List C	
Document Title 1	OR		AND		
Issuing Authority					
Document Number (if any)					
Expiration Date (if any)					
Document Title 2 (if any)	<b>Additional Information</b>				
Issuing Authority					
Document Number (if any)					
Expiration Date (if any)					
Document Title 3 (if any)					
Issuing Authority					
Document Number (if any)					
Expiration Date (if any)					
<input type="checkbox"/> Check here if you used an alternative procedure authorized by DHS to examine documents.					
<b>Certification:</b> I attest, under penalty of perjury, that (1) I have examined the documentation presented by the above-named employee, (2) the above-listed documentation appears to be genuine and to relate to the employee named, and (3) to the best of my knowledge, the employee is authorized to work in the United States.				First Day of Employment (mm/dd/yyyy):	
Last Name, First Name and Title of Employer or Authorized Representative			Signature of Employer or Authorized Representative		Today's Date (mm/dd/yyyy)
Employer's Business or Organization Name			Employer's Business or Organization Address, City or Town, State, ZIP Code		

For reverification or rehire, complete **Supplement B, Reverification and Rehire** on Page 4.

## LISTS OF ACCEPTABLE DOCUMENTS

All documents containing an expiration date must be unexpired.

\* Documents extended by the issuing authority are considered unexpired.

Employees may present one selection from List A or a combination of one selection from List B and one selection from List C.

**Examples of many of these documents appear in the Handbook for Employers (M-274).**

LIST A Documents that Establish Both Identity and Employment Authorization	OR	LIST B Documents that Establish Identity	AND	LIST C Documents that Establish Employment Authorization
<ol style="list-style-type: none"> <li>1. U.S. Passport or U.S. Passport Card</li> <li>2. Permanent Resident Card or Alien Registration Receipt Card (Form I-551)</li> <li>3. Foreign passport that contains a temporary I-551 stamp or temporary I-551 printed notation on a machine-readable immigrant visa</li> <li>4. Employment Authorization Document that contains a photograph (Form I-766)</li> <li>5. For an individual temporarily authorized to work for a specific employer because of his or her status or parole:               <ol style="list-style-type: none"> <li>a. Foreign passport; and</li> <li>b. Form I-94 or Form I-94A that has the following:                   <ol style="list-style-type: none"> <li>(1) The same name as the passport; and</li> <li>(2) An endorsement of the individual's status or parole as long as that period of endorsement has not yet expired and the proposed employment is not in conflict with any restrictions or limitations identified on the form.</li> </ol> </li> </ol> </li> <li>6. Passport from the Federated States of Micronesia (FSM) or the Republic of the Marshall Islands (RMI) with Form I-94 or Form I-94A indicating nonimmigrant admission under the Compact of Free Association Between the United States and the FSM or RMI</li> </ol>	OR	<ol style="list-style-type: none"> <li>1. Driver's license or ID card issued by a State or outlying possession of the United States provided it contains a photograph or information such as name, date of birth, gender, height, eye color, and address</li> <li>2. ID card issued by federal, state or local government agencies or entities, provided it contains a photograph or information such as name, date of birth, gender, height, eye color, and address</li> <li>3. School ID card with a photograph</li> <li>4. Voter's registration card</li> <li>5. U.S. Military card or draft record</li> <li>6. Military dependent's ID card</li> <li>7. U.S. Coast Guard Merchant Mariner Card</li> <li>8. Native American tribal document</li> <li>9. Driver's license issued by a Canadian government authority</li> <li style="text-align: center;"><b>For persons under age 18 who are unable to present a document listed above:</b></li> <li>10. School record or report card</li> <li>11. Clinic, doctor, or hospital record</li> <li>12. Day-care or nursery school record</li> </ol>	AND	<ol style="list-style-type: none"> <li>1. A Social Security Account Number card, unless the card includes one of the following restrictions:               <ol style="list-style-type: none"> <li>(1) NOT VALID FOR EMPLOYMENT</li> <li>(2) VALID FOR WORK ONLY WITH INS AUTHORIZATION</li> <li>(3) VALID FOR WORK ONLY WITH DHS AUTHORIZATION</li> </ol> </li> <li>2. Certification of report of birth issued by the Department of State (Forms DS-1350, FS-545, FS-240)</li> <li>3. Original or certified copy of birth certificate issued by a State, county, municipal authority, or territory of the United States bearing an official seal</li> <li>4. Native American tribal document</li> <li>5. U.S. Citizen ID Card (Form I-197)</li> <li>6. Identification Card for Use of Resident Citizen in the United States (Form I-179)</li> <li>7. Employment authorization document issued by the Department of Homeland Security               <p style="margin-left: 20px;">For examples, see <a href="#">Section 7</a> and <a href="#">Section 13</a> of the M-274 on <a href="http://uscis.gov/i-9-central">uscis.gov/i-9-central</a>.</p> <p style="margin-left: 20px;">The Form I-766, Employment Authorization Document, is a List A, <b>Item Number 4</b>, document, not a List C document.</p> </li> </ol>
<p><b>Acceptable Receipts</b></p> <p>May be presented in lieu of a document listed above for a temporary period.</p> <p>For receipt validity dates, see the M-274.</p>				
<ul style="list-style-type: none"> <li>• Receipt for a replacement of a lost, stolen, or damaged List A document.</li> <li>• Form I-94 issued to a lawful permanent resident that contains an I-551 stamp and a photograph of the individual.</li> <li>• Form I-94 with "RE" notation or refugee stamp issued to a refugee.</li> </ul>	OR	<p>Receipt for a replacement of a lost, stolen, or damaged List B document.</p>	AND	<p>Receipt for a replacement of a lost, stolen, or damaged List C document.</p>

\*Refer to the Employment Authorization Extensions page on [I-9 Central](#) for more information.



# Supplement A, Preparer and/or Translator Certification for Section 1

Department of Homeland Security  
U.S. Citizenship and Immigration Services

USCIS  
Form I-9  
Supplement A  
OMB No. 1615-0047  
Expires 07/31/2026

Last Name ( <i>Family Name</i> ) from Section 1.	First Name ( <i>Given Name</i> ) from Section 1.	Middle initial (if any) from Section 1.
--	--	---

**Instructions:** This supplement must be completed by any preparer and/or translator who assists an employee in completing Section 1 of Form I-9. The preparer and/or translator must enter the employee's name in the spaces provided above. Each preparer or translator must complete, sign, and date a separate certification area. Employers must retain completed supplement sheets with the employee's completed Form I-9.

**I attest, under penalty of perjury, that I have assisted in the completion of Section 1 of this form and that to the best of my knowledge the information is true and correct.**

Signature of Preparer or Translator		Date ( <i>mm/dd/yyyy</i> )	
Last Name ( <i>Family Name</i> )	First Name ( <i>Given Name</i> )		Middle Initial ( <i>if any</i> )
Address ( <i>Street Number and Name</i> )	City or Town	State	ZIP Code

**I attest, under penalty of perjury, that I have assisted in the completion of Section 1 of this form and that to the best of my knowledge the information is true and correct.**

Signature of Preparer or Translator		Date ( <i>mm/dd/yyyy</i> )	
Last Name ( <i>Family Name</i> )	First Name ( <i>Given Name</i> )		Middle Initial ( <i>if any</i> )
Address ( <i>Street Number and Name</i> )	City or Town	State	ZIP Code

**I attest, under penalty of perjury, that I have assisted in the completion of Section 1 of this form and that to the best of my knowledge the information is true and correct.**

Signature of Preparer or Translator		Date ( <i>mm/dd/yyyy</i> )	
Last Name ( <i>Family Name</i> )	First Name ( <i>Given Name</i> )		Middle Initial ( <i>if any</i> )
Address ( <i>Street Number and Name</i> )	City or Town	State	ZIP Code

**I attest, under penalty of perjury, that I have assisted in the completion of Section 1 of this form and that to the best of my knowledge the information is true and correct.**

Signature of Preparer or Translator		Date ( <i>mm/dd/yyyy</i> )	
Last Name ( <i>Family Name</i> )	First Name ( <i>Given Name</i> )		Middle Initial ( <i>if any</i> )
Address ( <i>Street Number and Name</i> )	City or Town	State	ZIP Code



## Supplement B, Reverification and Rehire (formerly Section 3)

Department of Homeland Security  
U.S. Citizenship and Immigration Services

**USCIS**  
**Form I-9**  
**Supplement B**  
OMB No. 1615-0047  
Expires 07/31/2026

Last Name ( <i>Family Name</i> ) from Section 1.	First Name ( <i>Given Name</i> ) from Section 1.	Middle initial (if any) from Section 1.
--	--	---

**Instructions:** This supplement replaces Section 3 on the previous version of Form I-9. Only use this page if your employee requires reverification, is rehired within three years of the date the original Form I-9 was completed, or provides proof of a legal name change. Enter the employee's name in the fields above. Use a new section for each reverification or rehire. Review the Form I-9 Instructions before completing this page. Keep this page as part of the employee's Form I-9 record. Additional guidance can be found in the Handbook for Employers: Guidance for Completing Form I-9 (M-274)

Date of Rehire ( <i>if applicable</i> )	New Name ( <i>if applicable</i> )		
Date ( <i>mm/dd/yyyy</i> )	Last Name ( <i>Family Name</i> )	First Name ( <i>Given Name</i> )	Middle Initial
Reverification: If the employee requires reverification, your employee can choose to present any acceptable List A or List C documentation to show continued employment authorization. Enter the document information in the spaces below.			
Document Title	Document Number (if any)	Expiration Date (if any) ( <i>mm/dd/yyyy</i> )	
I attest, under penalty of perjury, that to the best of my knowledge, this employee is authorized to work in the United States, and if the employee presented documentation, the documentation I examined appears to be genuine and to relate to the individual who presented it.			
Name of Employer or Authorized Representative	Signature of Employer or Authorized Representative	Today's Date ( <i>mm/dd/yyyy</i> )	
Additional Information (Initial and date each notation.)			<input type="checkbox"/> Check here if you used an alternative procedure authorized by DHS to examine documents.

Date of Rehire ( <i>if applicable</i> )	New Name ( <i>if applicable</i> )		
Date ( <i>mm/dd/yyyy</i> )	Last Name ( <i>Family Name</i> )	First Name ( <i>Given Name</i> )	Middle Initial
Reverification: If the employee requires reverification, your employee can choose to present any acceptable List A or List C documentation to show continued employment authorization. Enter the document information in the spaces below.			
Document Title	Document Number (if any)	Expiration Date (if any) ( <i>mm/dd/yyyy</i> )	
I attest, under penalty of perjury, that to the best of my knowledge, this employee is authorized to work in the United States, and if the employee presented documentation, the documentation I examined appears to be genuine and to relate to the individual who presented it.			
Name of Employer or Authorized Representative	Signature of Employer or Authorized Representative	Today's Date ( <i>mm/dd/yyyy</i> )	
Additional Information (Initial and date each notation.)			<input type="checkbox"/> Check here if you used an alternative procedure authorized by DHS to examine documents.

Date of Rehire ( <i>if applicable</i> )	New Name ( <i>if applicable</i> )		
Date ( <i>mm/dd/yyyy</i> )	Last Name ( <i>Family Name</i> )	First Name ( <i>Given Name</i> )	Middle Initial
Reverification: If the employee requires reverification, your employee can choose to present any acceptable List A or List C documentation to show continued employment authorization. Enter the document information in the spaces below.			
Document Title	Document Number (if any)	Expiration Date (if any) ( <i>mm/dd/yyyy</i> )	
I attest, under penalty of perjury, that to the best of my knowledge, this employee is authorized to work in the United States, and if the employee presented documentation, the documentation I examined appears to be genuine and to relate to the individual who presented it.			
Name of Employer or Authorized Representative	Signature of Employer or Authorized Representative	Today's Date ( <i>mm/dd/yyyy</i> )	
Additional Information (Initial and date each notation.)			<input type="checkbox"/> Check here if you used an alternative procedure authorized by DHS to examine documents.

# Employee's Withholding Certificate

Department of the Treasury  
Internal Revenue Service

Complete Form W-4 so that your employer can withhold the correct federal income tax from your pay.  
Give Form W-4 to your employer.  
Your withholding is subject to review by the IRS.

# 2024

<b>Step 1:</b> Enter Personal Information	(a) First name and middle initial	Last name	(b) Social security number
	Address		Does your name match the name on your social security card? If not, to ensure you get credit for your earnings, contact SSA at 800-772-1213 or go to <a href="http://www.ssa.gov">www.ssa.gov</a> .
	City or town, state, and ZIP code		
	(c) <input type="checkbox"/> Single or Married filing separately <input type="checkbox"/> Married filing jointly or Qualifying surviving spouse <input type="checkbox"/> Head of household (Check only if you're unmarried and pay more than half the costs of keeping up a home for yourself and a qualifying individual.)		

Complete Steps 2-4 ONLY if they apply to you; otherwise, skip to Step 5. See page 2 for more information on each step, who can claim exemption from withholding, and when to use the estimator at [www.irs.gov/W4App](http://www.irs.gov/W4App).

**Step 2:** Complete this step if you (1) hold more than one job at a time, or (2) are married filing jointly and your spouse also works. The correct amount of withholding depends on income earned from all of these jobs.

**Multiple Jobs or Spouse Works** Do only one of the following.

(a) Use the estimator at [www.irs.gov/W4App](http://www.irs.gov/W4App) for most accurate withholding for this step (and Steps 3-4). If you or your spouse have self-employment income, use this option; or

(b) Use the Multiple Jobs Worksheet on page 3 and enter the result in Step 4(c) below; or

(c) If there are only two jobs total, you may check this box. Do the same on Form W-4 for the other job. This option is generally more accurate than (b) if pay at the lower paying job is more than half of the pay at the higher paying job. Otherwise, (b) is more accurate

Complete Steps 3-4(b) on Form W-4 for only ONE of these jobs. Leave those steps blank for the other jobs. (Your withholding will be most accurate if you complete Steps 3-4(b) on the Form W-4 for the highest paying job.)

<b>Step 3:</b> Claim Dependent and Other Credits	If your total income will be \$200,000 or less (\$400,000 or less if married filing jointly):		
	Multiply the number of qualifying children under age 17 by \$2,000 \$ _____		
	Multiply the number of other dependents by \$500 . . . . . \$ _____		
	Add the amounts above for qualifying children and other dependents. You may add to this the amount of any other credits. Enter the total here . . . . .	3	\$ _____
<b>Step 4 (optional):</b> Other Adjustments	(a) Other income (not from jobs). If you want tax withheld for other income you expect this year that won't have withholding, enter the amount of other income here. This may include interest, dividends, and retirement income . . . . .	4(a)	\$ _____
	(b) Deductions. If you expect to claim deductions other than the standard deduction and want to reduce your withholding, use the Deductions Worksheet on page 3 and enter the result here . . . . .	4(b)	\$ _____
	(c) Extra withholding. Enter any additional tax you want withheld each pay period . . . . .	4(c)	\$ _____

**Step 5:** Sign Here Under penalties of perjury, I declare that this certificate, to the best of my knowledge and belief, is true, correct, and complete.

Employee's signature (This form is not valid unless you sign it.) \_\_\_\_\_ Date \_\_\_\_\_

<b>Employers Only</b>	Employer's name and address	First date of employment	Employer Identification number (EIN)

## General Instructions

Section references are to the Internal Revenue Code.

### Future Developments

For the latest information about developments related to Form W-4, such as legislation enacted after it was published, go to [www.irs.gov/FormW4](http://www.irs.gov/FormW4).

### Purpose of Form

Complete Form W-4 so that your employer can withhold the correct federal income tax from your pay. If too little is withheld, you will generally owe tax when you file your tax return and may owe a penalty. If too much is withheld, you will generally be due a refund. Complete a new Form W-4 when changes to your personal or financial situation would change the entries on the form. For more information on withholding and when you must furnish a new Form W-4, see Pub. 505, Tax Withholding and Estimated Tax.

**Exemption from withholding.** You may claim exemption from withholding for 2024 if you meet both of the following conditions: you had no federal income tax liability in 2023 and you expect to have no federal income tax liability in 2024. You had no federal income tax liability in 2023 if (1) your total tax on line 24 on your 2023 Form 1040 or 1040-SR is zero (or less than the sum of lines 27, 28, and 29), or (2) you were not required to file a return because your income was below the filing threshold for your correct filing status. If you claim exemption, you will have no income tax withheld from your paycheck and may owe taxes and penalties when you file your 2024 tax return. To claim exemption from withholding, certify that you meet both of the conditions above by writing "Exempt" on Form W-4 in the space below Step 4(c). Then, complete Steps 1(a), 1(b), and 5. Do not complete any other steps. You will need to submit a new Form W-4 by February 15, 2025.

**Your privacy.** Steps 2(c) and 4(a) ask for information regarding income you received from sources other than the job associated with this Form W-4. If you have concerns with providing the information asked for in Step 2(c), you may choose Step 2(b) as an alternative; if you have concerns with providing the information asked for in Step 4(a), you may enter an additional amount you want withheld per pay period in Step 4(c) as an alternative.

**When to use the estimator.** Consider using the estimator at [www.irs.gov/W4App](http://www.irs.gov/W4App) if you:

1. Expect to work only part of the year;
2. Receive dividends, capital gains, social security, bonuses, or business income, or are subject to the Additional Medicare Tax or Net Investment Income Tax; or
3. Prefer the most accurate withholding for multiple job situations.

**Self-employment.** Generally, you will owe both income and self-employment taxes on any self-employment income you receive separate from the wages you receive as an employee. If you want to pay these taxes through withholding from your wages, use the estimator at [www.irs.gov/W4App](http://www.irs.gov/W4App) to figure the amount to have withheld.

**Nonresident alien.** If you're a nonresident alien, see Notice 1392, Supplemental Form W-4 Instructions for Nonresident Aliens, before completing this form.

## Specific Instructions

**Step 1(c).** Check your anticipated filing status. This will determine the standard deduction and tax rates used to compute your withholding.

**Step 2.** Use this step if you (1) have more than one job at the same time, or (2) are married filing jointly and you and your spouse both work.

Option (a) most accurately calculates the additional tax you need to have withheld, while option (b) does so with a little less accuracy.

Instead, if you (and your spouse) have a total of only two jobs, you may check the box in option (c). The box must also be checked on the Form W-4 for the other job. If the box is checked, the standard deduction and tax brackets will be cut in half for each job to calculate withholding. This option is accurate for jobs with similar pay; otherwise, more tax than necessary may be withheld, and this extra amount will be larger the greater the difference in pay is between the two jobs.



**Multiple jobs.** Complete Steps 3 through 4(b) on only one Form W-4. Withholding will be most accurate if you do this on the Form W-4 for the highest paying job.

**Step 3.** This step provides instructions for determining the amount of the child tax credit and the credit for other dependents that you may be able to claim when you file your tax return. To qualify for the child tax credit, the child must be under age 17 as of December 31, must be your dependent who generally lives with you for more than half the year, and must have the required social security number. You may be able to claim a credit for other dependents for whom a child tax credit can't be claimed, such as an older child or a qualifying relative. For additional eligibility requirements for these credits, see Pub. 501, Dependents, Standard Deduction, and Filing Information. You can also include **other tax credits** for which you are eligible in this step, such as the foreign tax credit and the education tax credits. To do so, add an estimate of the amount for the year to your credits for dependents and enter the total amount in Step 3. Including these credits will increase your paycheck and reduce the amount of any refund you may receive when you file your tax return.

**Step 4 (optional).**

**Step 4(a).** Enter in this step the total of your other estimated income for the year, if any. You shouldn't include income from any jobs or self-employment. If you complete Step 4(a), you likely won't have to make estimated tax payments for that income. If you prefer to pay estimated tax rather than having tax on other income withheld from your paycheck, see Form 1040-ES, Estimated Tax for Individuals.

**Step 4(b).** Enter in this step the amount from the Deductions Worksheet, line 5, if you expect to claim deductions other than the basic standard deduction on your 2024 tax return and want to reduce your withholding to account for these deductions. This includes both itemized deductions and other deductions such as for student loan interest and IRAs.

**Step 4(c).** Enter in this step any additional tax you want withheld from your pay **each pay period**, including any amounts from the Multiple Jobs Worksheet, line 4. Entering an amount here will reduce your paycheck and will either increase your refund or reduce any amount of tax that you owe.



**Step 2(b) – Multiple Jobs Worksheet** *(Keep for your records.)*



If you choose the option in Step 2(b) on Form W-4, complete this worksheet (which calculates the total extra tax for all jobs) on **only ONE** Form W-4. Withholding will be most accurate if you complete the worksheet and enter the result on the Form W-4 for the highest paying job. To be accurate, submit a new Form W-4 for all other jobs if you have not updated your withholding since 2019.

**Note:** If more than one job has annual wages of more than \$120,000 or there are more than three jobs, see Pub. 505 for additional tables; or, you can use the online withholding estimator at [www.irs.gov/W4App](http://www.irs.gov/W4App).

- 1 **Two jobs.** If you have two jobs or you're married filing jointly and you and your spouse each have one job, find the amount from the appropriate table on page 4. Using the "Higher Paying Job" row and the "Lower Paying Job" column, find the value at the intersection of the two household salaries and enter that value on line 1. Then, skip to line 3 . . . . . 1 \$ \_\_\_\_\_
- 2 **Three jobs.** If you and/or your spouse have three jobs at the same time, complete lines 2a, 2b, and 2c below. Otherwise, skip to line 3.
  - a Find the amount from the appropriate table on page 4 using the annual wages from the highest paying job in the "Higher Paying Job" row and the annual wages for your next highest paying job in the "Lower Paying Job" column. Find the value at the intersection of the two household salaries and enter that value on line 2a . . . . . 2a \$ \_\_\_\_\_
  - b Add the annual wages of the two highest paying jobs from line 2a together and use the total as the wages in the "Higher Paying Job" row and use the annual wages for your third job in the "Lower Paying Job" column to find the amount from the appropriate table on page 4 and enter this amount on line 2b . . . . . 2b \$ \_\_\_\_\_
  - c Add the amounts from lines 2a and 2b and enter the result on line 2c . . . . . 2c \$ \_\_\_\_\_
- 3 Enter the number of pay periods per year for the highest paying job. For example, if that job pays weekly, enter 52; if it pays every other week, enter 26; if it pays monthly, enter 12, etc. . . . . 3 \_\_\_\_\_
- 4 **Divide** the annual amount on line 1 or line 2c by the number of pay periods on line 3. Enter this amount here and in **Step 4(c)** of Form W-4 for the highest paying job (along with any other additional amount you want withheld) . . . . . 4 \$ \_\_\_\_\_

**Step 4(b) – Deductions Worksheet** *(Keep for your records.)*



- 1 Enter an estimate of your 2024 itemized deductions (from Schedule A (Form 1040)). Such deductions may include qualifying home mortgage interest, charitable contributions, state and local taxes (up to \$10,000), and medical expenses in excess of 7.5% of your income . . . . . 1 \$ \_\_\_\_\_
- 2 Enter: {
  - \$29,200 if you're married filing jointly or a qualifying surviving spouse
  - \$21,900 if you're head of household
  - \$14,600 if you're single or married filing separately
 } . . . . . 2 \$ \_\_\_\_\_
- 3 If line 1 is greater than line 2, subtract line 2 from line 1 and enter the result here. If line 2 is greater than line 1, enter "-0-" . . . . . 3 \$ \_\_\_\_\_
- 4 Enter an estimate of your student loan interest, deductible IRA contributions, and certain other adjustments (from Part II of Schedule 1 (Form 1040)). See Pub. 505 for more information . . . . . 4 \$ \_\_\_\_\_
- 5 **Add** lines 3 and 4. Enter the result here and in **Step 4(b)** of Form W-4 . . . . . 5 \$ \_\_\_\_\_

**Privacy Act and Paperwork Reduction Act Notice.** We ask for the information on this form to carry out the Internal Revenue laws of the United States. Internal Revenue Code sections 3402(f)(2) and 6109 and their regulations require you to provide this information; your employer uses it to determine your federal income tax withholding. Failure to provide a properly completed form will result in your being treated as a single person with no other entries on the form; providing fraudulent information may subject you to penalties. Routine uses of this information include giving it to the Department of Justice for civil and criminal litigation; to cities, states, the District of Columbia, and U.S. commonwealths and territories for use in administering their tax laws; and to the Department of Health and Human Services for use in the National Directory of New Hires. We may also disclose this information to other countries under a tax treaty, to federal and state agencies to enforce federal nontax criminal laws, or to federal law enforcement and intelligence agencies to combat terrorism.

You are not required to provide the information requested on a form that is subject to the Paperwork Reduction Act unless the form displays a valid OMB control number. Books or records relating to a form or its instructions must be retained as long as their contents may become material in the administration of any Internal Revenue law. Generally, tax returns and return information are confidential, as required by Code section 6103.

The average time and expenses required to complete and file this form will vary depending on individual circumstances. For estimated averages, see the instructions for your income tax return.

If you have suggestions for making this form simpler, we would be happy to hear from you. See the instructions for your income tax return.

**Married Filing Jointly or Qualifying Surviving Spouse**

Higher Paying Job Annual Taxable Wage & Salary	Lower Paying Job Annual Taxable Wage & Salary											
	\$0 - 9,999	\$10,000 - 19,999	\$20,000 - 29,999	\$30,000 - 39,999	\$40,000 - 49,999	\$50,000 - 59,999	\$60,000 - 69,999	\$70,000 - 79,999	\$80,000 - 89,999	\$90,000 - 99,999	\$100,000 - 109,999	\$110,000 - 120,000
\$0 - 9,999	\$0	\$0	\$780	\$850	\$940	\$1,020	\$1,020	\$1,020	\$1,020	\$1,020	\$1,020	\$1,370
\$10,000 - 19,999	0	780	1,780	1,940	2,140	2,220	2,220	2,220	2,220	2,220	2,570	3,570
\$20,000 - 29,999	780	1,780	2,870	3,140	3,340	3,420	3,420	3,420	3,420	3,420	4,770	5,770
\$30,000 - 39,999	850	1,940	3,140	3,410	3,610	3,690	3,690	3,690	4,040	5,040	6,040	7,040
\$40,000 - 49,999	940	2,140	3,340	3,610	3,810	3,890	3,890	4,240	5,240	6,240	7,240	8,240
\$50,000 - 59,999	1,020	2,220	3,420	3,690	3,890	3,970	4,320	5,320	6,320	7,320	8,320	9,320
\$60,000 - 69,999	1,020	2,220	3,420	3,690	3,890	4,320	5,320	6,320	7,320	8,320	9,320	10,320
\$70,000 - 79,999	1,020	2,220	3,420	3,690	4,240	5,320	6,320	7,320	8,320	9,320	10,320	11,320
\$80,000 - 99,999	1,020	2,220	3,620	4,890	6,090	7,170	8,170	9,170	10,170	11,170	12,170	13,170
\$100,000 - 149,999	1,870	4,070	6,270	7,540	8,740	9,820	10,820	11,820	12,830	14,030	15,230	16,430
\$150,000 - 239,999	1,960	4,360	6,760	8,230	9,630	10,910	12,110	13,310	14,510	15,710	16,910	18,110
\$240,000 - 259,999	2,040	4,440	6,840	8,310	9,710	10,990	12,190	13,390	14,590	15,790	16,990	18,190
\$260,000 - 279,999	2,040	4,440	6,840	8,310	9,710	10,990	12,190	13,390	14,590	15,790	16,990	18,190
\$280,000 - 299,999	2,040	4,440	6,840	8,310	9,710	10,990	12,190	13,390	14,590	15,790	16,990	18,380
\$300,000 - 319,999	2,040	4,440	6,840	8,310	9,710	10,990	12,190	13,390	14,590	15,980	17,980	19,980
\$320,000 - 364,999	2,040	4,440	6,840	8,310	9,710	11,280	13,280	15,280	17,280	19,280	21,280	23,280
\$365,000 - 524,999	2,720	6,010	9,510	12,080	14,580	16,950	19,250	21,550	23,850	26,150	28,450	30,750
\$525,000 and over	3,140	6,840	10,540	13,310	16,010	18,590	21,090	23,590	26,090	28,590	31,090	33,590

**Single or Married Filing Separately**

Higher Paying Job Annual Taxable Wage & Salary	Lower Paying Job Annual Taxable Wage & Salary											
	\$0 - 9,999	\$10,000 - 19,999	\$20,000 - 29,999	\$30,000 - 39,999	\$40,000 - 49,999	\$50,000 - 59,999	\$60,000 - 69,999	\$70,000 - 79,999	\$80,000 - 89,999	\$90,000 - 99,999	\$100,000 - 109,999	\$110,000 - 120,000
\$0 - 9,999	\$240	\$870	\$1,020	\$1,020	\$1,020	\$1,540	\$1,870	\$1,870	\$1,870	\$1,870	\$1,910	\$2,040
\$10,000 - 19,999	870	1,680	1,830	1,830	2,350	3,350	3,680	3,680	3,680	3,720	3,920	4,050
\$20,000 - 29,999	1,020	1,830	1,980	2,510	3,510	4,510	4,830	4,830	4,870	5,070	5,270	5,400
\$30,000 - 39,999	1,020	1,830	2,510	3,510	4,510	5,510	5,830	5,870	6,070	6,270	6,470	6,600
\$40,000 - 59,999	1,390	3,200	4,360	5,360	6,360	7,370	7,890	8,090	8,290	8,490	8,690	8,820
\$60,000 - 79,999	1,870	3,680	4,830	5,840	7,040	8,240	8,770	8,970	9,170	9,370	9,570	9,700
\$80,000 - 99,999	1,870	3,690	5,040	6,240	7,440	8,640	9,170	9,370	9,570	9,770	9,970	10,810
\$100,000 - 124,999	2,040	4,050	5,400	6,600	7,800	9,000	9,530	9,730	10,180	11,180	12,180	13,120
\$125,000 - 149,999	2,040	4,050	5,400	6,600	7,800	9,000	10,180	11,180	12,180	13,180	14,180	15,310
\$150,000 - 174,999	2,040	4,050	5,400	6,860	8,860	10,860	12,180	13,180	14,230	15,530	16,830	18,060
\$175,000 - 199,999	2,040	4,710	6,860	8,860	10,860	12,860	14,380	15,680	16,980	18,280	19,580	20,810
\$200,000 - 249,999	2,720	5,610	8,060	10,360	12,660	14,960	16,590	17,890	19,190	20,490	21,790	23,020
\$250,000 - 399,999	2,970	6,080	8,540	10,840	13,140	15,440	17,060	18,360	19,660	20,960	22,260	23,500
\$400,000 - 449,999	2,970	6,080	8,540	10,840	13,140	15,440	17,060	18,360	19,660	20,960	22,260	23,500
\$450,000 and over	3,140	6,450	9,110	11,610	14,110	16,610	18,430	19,930	21,430	22,930	24,430	25,870

**Head of Household**

Higher Paying Job Annual Taxable Wage & Salary	Lower Paying Job Annual Taxable Wage & Salary											
	\$0 - 9,999	\$10,000 - 19,999	\$20,000 - 29,999	\$30,000 - 39,999	\$40,000 - 49,999	\$50,000 - 59,999	\$60,000 - 69,999	\$70,000 - 79,999	\$80,000 - 89,999	\$90,000 - 99,999	\$100,000 - 109,999	\$110,000 - 120,000
\$0 - 9,999	\$0	\$510	\$850	\$1,020	\$1,020	\$1,020	\$1,020	\$1,220	\$1,870	\$1,870	\$1,870	\$1,960
\$10,000 - 19,999	510	1,510	2,020	2,220	2,220	2,220	2,420	3,420	4,070	4,070	4,160	4,360
\$20,000 - 29,999	850	2,020	2,560	2,760	2,760	2,960	3,960	4,960	5,610	5,700	5,900	6,100
\$30,000 - 39,999	1,020	2,220	2,760	2,960	3,160	4,160	5,160	6,160	6,900	7,100	7,300	7,500
\$40,000 - 59,999	1,020	2,220	2,810	4,010	5,010	6,010	7,070	8,270	9,120	9,320	9,520	9,720
\$60,000 - 79,999	1,070	3,270	4,810	6,010	7,070	8,270	9,470	10,670	11,520	11,720	11,920	12,120
\$80,000 - 99,999	1,870	4,070	5,670	7,070	8,270	9,470	10,670	11,870	12,720	12,920	13,120	13,450
\$100,000 - 124,999	2,020	4,420	6,160	7,560	8,760	9,960	11,160	12,360	13,210	13,880	14,880	15,880
\$125,000 - 149,999	2,040	4,440	6,180	7,580	8,780	9,980	11,250	13,250	14,900	15,900	16,900	17,900
\$150,000 - 174,999	2,040	4,440	6,180	7,580	9,250	11,250	13,250	15,250	16,900	18,030	19,330	20,630
\$175,000 - 199,999	2,040	4,510	7,050	9,250	11,250	13,250	15,250	17,530	19,480	20,780	22,080	23,380
\$200,000 - 249,999	2,720	5,920	8,620	11,120	13,420	15,720	18,020	20,320	22,270	23,570	24,870	26,170
\$250,000 - 449,999	2,970	6,470	9,310	11,810	14,110	16,410	18,710	21,010	22,960	24,260	25,560	26,860
\$450,000 and over	3,140	6,840	9,880	12,580	15,080	17,580	20,080	22,580	24,730	26,230	27,730	29,230

## STATE OF ARKANSAS Employee's Withholding Exemption Certificate



Print Full Name \_\_\_\_\_ Social Security Number \_\_\_\_\_  
 Print Home Address \_\_\_\_\_ City \_\_\_\_\_ State \_\_\_\_\_ Zip \_\_\_\_\_

	<b>How to Claim Your Withholding</b> <i>See instructions below</i>	Number of Exemptions Claimed					
<p><b>Employee:</b> File this form with your employer. Otherwise, your employer must withhold state income tax from your wages without exemptions or dependents.</p> <p><b>Employer:</b> Keep this certificate with your records.</p>	<p>1. CHECK ONE OF THE FOLLOWING FOR EXEMPTIONS CLAIMED</p> <p>a. <input type="checkbox"/> You claim yourself. <i>(Enter one exemption)</i> ..... 1a</p> <p>b. <input type="checkbox"/> You claim yourself and your spouse. <i>(Enter two exemptions)</i> ..... 1b</p> <p>c. <input type="checkbox"/> Head of Household, and you claim yourself. <i>(Enter two exemptions)</i> ..... 1c</p>	<table border="1" style="width: 100%; height: 100%; border-collapse: collapse;"> <tr><td style="height: 20px;"> </td></tr> <tr><td style="height: 20px;"> </td></tr> <tr><td style="height: 20px;"> </td></tr> <tr><td style="height: 20px;"> </td></tr> <tr><td style="height: 20px;"> </td></tr> </table>					
<p>2. NUMBER OF CHILDREN or DEPENDENTS. <i>(Enter one exemption per dependent)</i> ..... 2</p>	<table border="1" style="width: 100%; height: 100%; border-collapse: collapse;"> <tr><td style="height: 20px;"> </td></tr> <tr><td style="height: 20px;"> </td></tr> <tr><td style="height: 20px;"> </td></tr> <tr><td style="height: 20px;"> </td></tr> <tr><td style="height: 20px;"> </td></tr> </table>						
<p>3. TOTAL EXEMPTIONS. <i>(Add Lines 1a, b, c, and 2)</i> If no exemptions or dependents are claimed, enter zero..... 3</p>	<table border="1" style="width: 100%; height: 100%; border-collapse: collapse;"> <tr><td style="height: 20px;"> </td></tr> <tr><td style="height: 20px;"> </td></tr> <tr><td style="height: 20px;"> </td></tr> <tr><td style="height: 20px;"> </td></tr> <tr><td style="height: 20px;"> </td></tr> </table>						
<p>4. Additional amount, if any, you want deducted from each paycheck. <i>(Enter dollar amount)</i> ..... 4</p>	<table border="1" style="width: 100%; height: 100%; border-collapse: collapse;"> <tr><td style="height: 20px;"> </td></tr> <tr><td style="height: 20px;"> </td></tr> <tr><td style="height: 20px;"> </td></tr> <tr><td style="height: 20px;"> </td></tr> <tr><td style="height: 20px;"> </td></tr> </table>						
<p>5. I qualify for the low-income tax rates. <i>(See below for details)</i>..... 5                  Please check filing status: <input type="checkbox"/> Single <input type="checkbox"/> Married Filing Jointly <input type="checkbox"/> Head of Household</p>	<table border="1" style="width: 100%; height: 100%; border-collapse: collapse;"> <tr> <td style="width: 50%; text-align: center;"> <input type="checkbox"/> Yes <input type="checkbox"/> No                 </td> </tr> </table>	<input type="checkbox"/> Yes <input type="checkbox"/> No					
<input type="checkbox"/> Yes <input type="checkbox"/> No							

I certify that the number of exemptions and dependents claimed on this certificate does not exceed the number to which I am entitled.

Signature: \_\_\_\_\_ Date: \_\_\_\_\_

### Instructions

**TYPES OF INCOME** - This form can be used for withholding on all types of income, including pensions and annuities.

**NUMBER OF EXEMPTIONS** – *(Husband and/or Wife)* Do not claim more than the correct number of exemptions. However, if you expect to owe more income tax for the year, you may increase your withholding by claiming a smaller number of exemptions and/or dependents, or you may enter into an agreement with your employer to have additional amounts withheld. This is especially important if you have more than one employer, or if both husband and wife are employed.

**DEPENDENTS** – To qualify as your dependent *(line 2 of form)*, a person must (a) receive more than 1/2 of their support from you for the year, (b) not be claimed as a dependent by such person's spouse, (c) be a citizen or resident of the United States, and (d) have your home as their principal residence and be a member of your household for the entire year or be related to you as follows: son, daughter, grandchild, stepson, stepdaughter, son-in-law or daughter-in-law; your father, mother, grandparent, stepfather, stepmother, father-in-law or mother-in-law; your brother, sister, stepbrother, stepsister, half-brother, half-sister, brother-in-law or sister-in-law; your uncle, aunt, nephew or niece *(but only if related by blood)*.

**CHANGES IN EXEMPTIONS OR DEPENDENTS** – You may file a new certificate at any time if the number of exemptions or dependents INCREASES. You must file a new certificate within 10 days if the number of exemptions or dependents previously claimed by you DECREASES for any of the following reasons:

(a) Your spouse for whom you have been claiming an exemption is divorced or legally separated from you, or claims his or her own exemption on a separate certificate, **or**


(b) The support you provide to a dependent for whom you claimed an exemption is expected to be less than half of the total support for the year. OTHER DECREASES in exemptions or dependents, such as the death of a spouse or a dependent, does not affect your withholding until next year, but requires the filing of a new certificate by December 1 of the year in which they occur.

You may claim additional amounts of withholding tax if desired. This will apply most often when you have income other than wages.

You qualify for the low income tax rates if your **total** income from all sources is:

- |  |                      |
|--|----------------------|
| (a) Single   | \$12,493 to \$14,900 |
| (b) Married Filing Jointly<br>(1 or less dependents)                 | \$21,068 to \$24,800 |
| (c) Married Filing Jointly<br>(2 or more dependents)                 | \$25,356 to \$30,800 |
| (d) Head of Household/Qualifying Widow(er)<br>(1 or less dependents) | \$17,762 to \$21,600 |
| (e) Head of Household/Qualifying Widow(er)<br>(2 or more dependents) | \$21,173 to \$24,800 |

**For additional information consult your employer or write to:**  
 Arkansas Withholding Tax Section  
 P. O. Box 8055  
 Little Rock, Arkansas 72203-8055



*Kathy Kordsmeier*  
County and Probate Clerk  
Conway County  
117 South Moose, Room 202  
Morrilton, AR 72110  
(501) 354-9621 Fax (501) 354-9610

## **EMERGENCY CONTACT**

### **FOR EMPLOYEE:**

Name: \_\_\_\_\_

Address: \_\_\_\_\_ Town: \_\_\_\_\_

State: \_\_\_\_\_ Zip: \_\_\_\_\_

Phone: \_\_\_\_\_

Emergency Contact:

Name: \_\_\_\_\_

Relationship: \_\_\_\_\_

Contact Phone Number: \_\_\_\_\_