

Factsheet 1 - How to Renew Your Pony Club Membership

Please remember – members under the age of 18 need to have a person responsible over the age of 18 join the club as an Adult Supporter/Mounted, Club Coach, Life Member or Non Riding Member.

1. Go to the My Pony Club home page: <https://osm-pony.omnisportsmanagement.com>
Select Members from the top menu.



2. Log in for existing members can be found on the left-hand side. Are you a new member? Go to Factsheet 3.

Log In Here

Welcome to MyPonyClub Member Portal

If you are a current member you will already have a MEMBER PROFILE in the system.
Log in using your Pony Club member number and password.

Haven't logged into the system yet?

Leave My Pony Club ID and password blank ... then
Click on the **Login** button below.
A verification box will pop up. If your details can't be matched you will be instructed to ring SMA.
You can also call your Club or State Office for help!

Current member? And wanting to update profile or re-register?

My Pony Club ID:
(Enter your Pony Club Number)

Password:

Login

New member? Click below to register.

New Member

Forgotten your password? [Click here](#)

3. You will need your ID (Membership number) This can be found on your membership card.
If you have already set a password enter your ID and password to log in.


Log In Here


Welcome to MyPonyClub Member Portal

If you are a current member you will already have a MEMBER PROFILE in the system.
Log in using your Pony Club member number and password.

Haven't logged into the system yet?

Leave My Pony Club ID and password blank ... then
Click on the **Login** button below.
A verification box will pop up, if your details can't be matched you will be instructed to ring SMA.
You can also call your Club or State Office for help!

 **Current member?** And wanting to update profile or re-register?

 **New member?** Click below to register.

My Pony Club ID:
(Enter your Pony Club Number)

Password:

Login

New Member

Forgotten your password? [Click here](#)

4. No password – follow the prompts for forgotten password. You will need your ID number and the email address linked to your membership.


Log In Here


Welcome to MyPonyClub Member Portal

If you are a current member you will already have a MEMBER PROFILE in the system.
Log in using your Pony Club member number and password.

Haven't logged into the system yet?

Leave My Pony Club ID and password blank ... then
Click on the **Login** button below.
A verification box will pop up, if your details can't be matched you will be instructed to ring SMA.
You can also call your Club or State Office for help!

 **Current member?** And wanting to update profile or re-register?

 **New member?** Click below to register.

My Pony Club ID:
(Enter your Pony Club Number)

Password:

Login

New Member

Forgotten your password? [Click here](#)

Forgotten Password

Please enter your My Pony Club ID and Email Address

Pony Club ID:

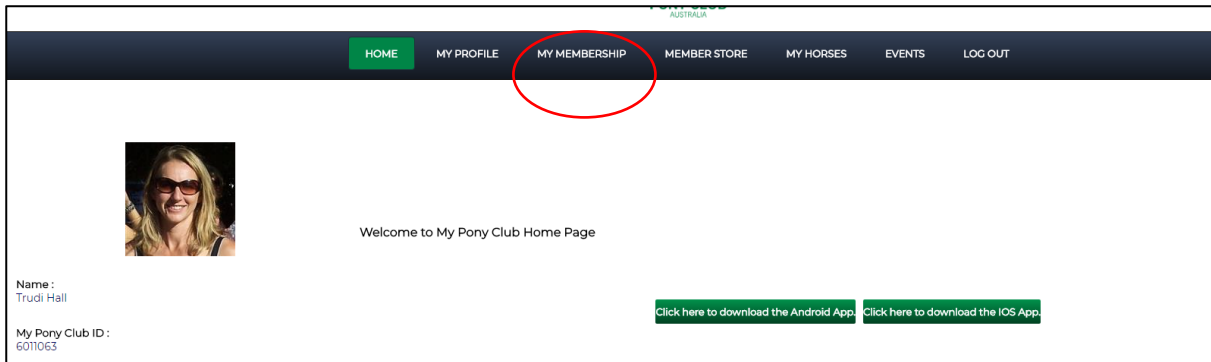
Email Address:

Note: To ensure you receive confirmation information from Pony Club, please be sure to add omnisportsmanagement.com to your safe senders list.
If you don't receive the email from us, be sure to check your Spam folder and mark any emails from omnisportsmanagement.com as Not Spam.

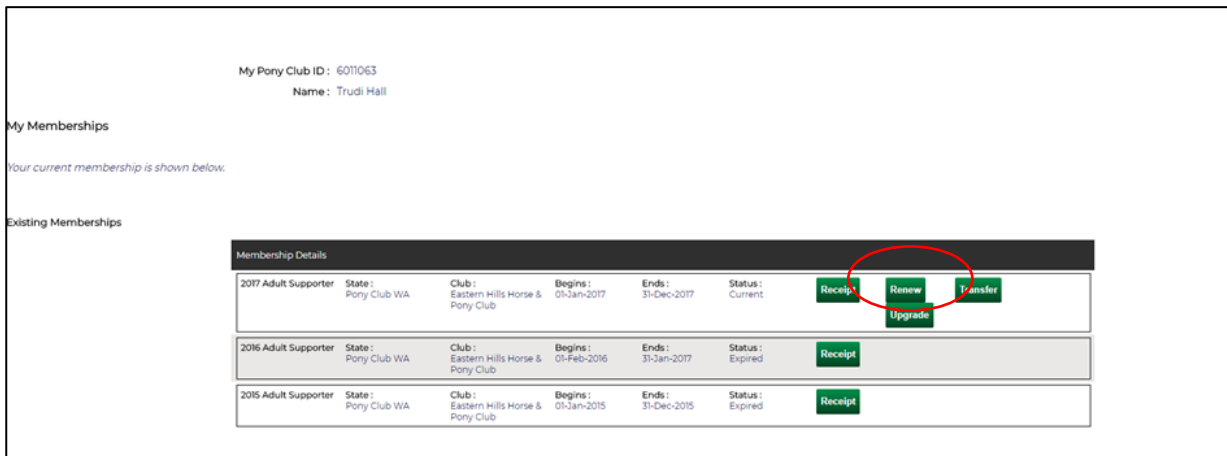
Thank you.

Cancel **Submit**

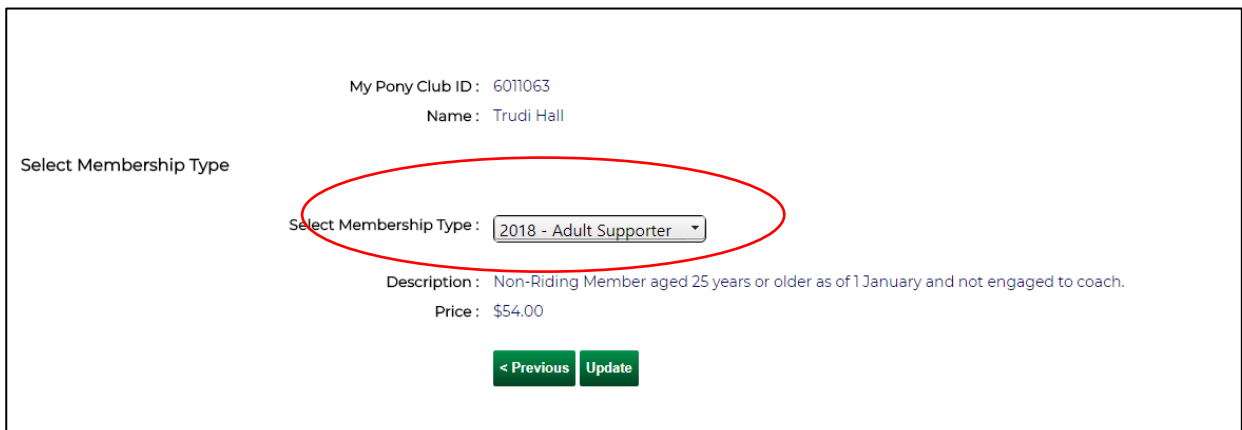
5. Once you have successfully logged in, you will be taken to your membership portal. Select My Membership from the top menu.



6. You now have the option to Renew or Transfer. If renewing with your current club select **Renew**. If transferring, please read fact sheet 2.



7. Select Membership Type from the drop down menu and press update.



8. You will be taken through all of your profile details. Please check that all information is up to date before clicking through to the payment screen.

When you reach Screening Authorisation you have 3 options

- Add in WWCC details
- Select Parent Exemption if you are a parent volunteer with a child under the age of 18 at the club.
- Select continue if you are under the age of 18 and not engaged to work with children in a paid capacity.

Membership Screening

You only need to complete Member Screening if your state legislation requires it, otherwise please leave the fields blank and click on **Continue**. If you are unsure of your State Requirements, please contact your Pony Club State Controlling Body.

Screening Information

No records to display.

* State: Pony Club WA

* Screening Authorisation: --Please Select--

* Number: WWCC

Start Date: Parent Exemption

* End Date:

Active:

Select a File on your Computer

Upload the selected File(s)

9. Once you reach the payment screen you select method of payment from the drop down box.

If paying by cash/cheque or EFT – the total amount due is paid directly to your club.

If paying by Credit Card, the total amount due will be deducted from your credit card ONLY when your membership application has been approved by your club.

Registration Fees:

Registration	Fee
Pony Club WA	\$54.00
Service Fee:	\$0.30
Credit Card/Online Fee:	\$1.11
Total:	\$55.41

Payment Methods

Please select how you are paying:

Payment Type: Credit Card Credit Card/Online Fee: \$1.11

Cash or Cheque

Please enter your credit card details

Account name: Trudi Hall

Cardholder name: Trudi Hall

Card Number:

Card Type: Mastercard

Card Expiry Date: -- --

Verification Code:

Total Amount: \$55.41

Well done – your membership is now pending and awaiting club approval.

Any queries, please contact your club secretary or membership@ponyclubwa.asn.au