




PRODUCT CATALOG



2026

WEBSITE EDITION

TERMS OF SALE

To Place an Order

Phone: 1.800.736.0390

Fax: 870.251.2803

E-Mail: sales@bowmanhandlesinc.com

Payment Terms:

Payment is due prior to shipping. Credit Cards, E-Checks or checks sent via US mail are accepted.

Freight Terms:

All orders are shipped F.O.B. Batesville, AR

Guarantee:

All products listed in this catalog are of first quality. Should you find any of our products to be defective they may be returned for full credit or replacement. Please note that all returned merchandise is subject to inspection. If we should find that an item has been abused, used for something other than its intended purpose, or used beyond the reasonable life of the product, we will be unable to issue credit or to provide a replacement. To return defective merchandise, please call our toll free number for a return authorization or speak to your sales person.

Returns:

Returned merchandise must be in re-saleable condition in order for us to issue full credit. Bowman Handles, Inc. is not responsible for freight on returned merchandise. Collect shipments for return merchandise will be refused unless there is prior authorization. All returns have to be made within 30 days of purchase.

Please ship returns to:

Bowman Handles, Inc.

1743 Batesville Blvd.

Batesville, AR 72501


Please note:

Prices and terms are subject to change WITHOUT notice. If you would like to confirm pricing, please don't hesitate to contact our office and someone will be glad to assist you. Our business hours are 8:00 a.m. - 5:00 p.m. Monday thru Friday.



DISTRIBUTOR, MANUFACTURER & SUPPLIER SINCE 1967

WE'RE A FAMILY OWNED & OPERATED BUSINESS COMPRISED OF FOUR GENERATIONS OF EXPERIENCE IN OUR INDUSTRY.



BRUSH FIBER GUIDE

NYLON

A SYNTHETIC MAN-MADE FILAMENT THAT OFFERS EXCELLENT RESILIENCY AND DURABILITY. THIS FIBER HAS HIGH WATER ABSORBENCY AND IS IMPERVIOUS TO SOLVENTS, ALKALIS AND CERTAIN ACIDS AND IS IMMUNE TO MOST COMMON CHEMICALS. NYLON CAN WITHSTAND USE NEAR HIGH TEMPERATURES AND HAS HIGH RESISTANCE TO ABRASION.

PALMYRA

A VERY COARSE FILL HAVING THE APPEARANCE OF SPLIT BAMBOO. THE STIFF LONG-LASTING MATERIAL IS USED ALMOST EXCLUSIVELY IN STREET AND CONTRACTOR BROOMS.

POLYPROPYLENE

AVAILABLE IN A VARIETY OF DIAMETERS AND COLORS. POLYPROPYLENE IS HIGHLY RESISTANT TO PETROLEUM SOLVENTS, ACIDS, CAUSTICS AND DETERGENTS. POLYPROPYLENE IS USED IN BRUSHES SUCH AS ACID BRUSHES, GARAGE FLOOR BRUSHES, AND BLACK-TOP COATER BRUSHES. POLYPROPYLENE IS NOT AFFECTED BY ACIDS.

UNION

A MIXTURE USUALLY OF TAMPICO AND PALMYRA AND OFTEN INCLUDING BASSINE. THIS FIBER IS CREAM AND MEDIUM BROWN IN COLOR AND IS USED IN MANY DIFFERENT STYLES OF BRUSHES FOR WET OR DRY SCRUBBING.

WIRE

A VARIETY OF WIRES ARE USED IN OUR BRUSHES. WE USE ONLY VERY HIGH PSI CARBON AND STAINLESS-STEEL WIRE IN OUR SCRATCH BRUSHES AND TEMPERED BRASS IN OUR AIRCRAFT BRUSHES, WHITE SIDEWALL BRUSHES AND SPECIAL-USE BRUSHES.

HORSEHAIR

PRODUCED IN THE UNITED STATES, SOUTH AMERICA, CANADA, AUSTRALIA, AND CHINA FROM THE TAILS AND MANES. THE TAILS PRODUCE THE STIFFER GRADES IN BOTH BLACK AND GREY. THE MANE HAIR IS SOFT AND PRODUCED IN BOTH BLACK AND GREY, ALSO. HORSEHAIR IS USED IN A VARIETY OF BRUSHES SUCH AS, FLOOR SWEEPS, SHOESHINE BRUSHES, TIN HANDLE ACID BRUSHES, COUNTER DUSTERS, WINDOW BRUSHES, ETC.

PALMYRA

A NATURAL CINNAMON-COLOR FIBER OBTAINED FROM THE LEAF STALK OF A PALM TREE NATIVE TO INDIA. PALMYRA IS OBTAINABLE IN THE PRIME STIFF AND MEDIUM STIFF GRADES. THIS FIBER IS USED IN GARAGE FLOOR BRUSHES, GONG OR FENDER WASHING BRUSHES, DECK BRUSHES, SCRUB BRUSHES, ETC.

POLYSTYRENE

HIGHLY RESISTANT TO ACIDS AND DETERGENTS BUT HAS A LOWER RESISTANCE TO PETROLEUM SOLVENTS. POLYSTYRENE HAS EXCELLENT FLEXIBILITY AND WEAR ABILITY, WHICH MAKES IT THE CHOICE OF FILAMENT IN FLOOR SWEEPING BRUSHES, CAR WASHING BRUSHES, SCRUB BRUSHES AND MANY OTHERS. ALSO AVAILABLE IN A VARIETY OF DIAMETERS AND COLORS.

TAMPICO

A VEGETABLE FIBER OBTAINED FROM THE AGAVE LECHUGUILLA CACTUS WHICH GROWS WILD ON MOUNTAIN SLOPES IN MEXICO. THE NATURAL COLOR OF THE FIBER IS CREAM COLOR. TAMPICO FIBER IS OBTAINABLE IN NATURAL COLOR AND DYED COLORS AS WELL AS MIXTURES OF DIFFERENT COLORS. TAMPICO IS USED IN FLOOR SWEEPING BRUSHES, AUTOMOBILE WASHING BRUSHES, ACID BRUSHES, COUNTER DUSTERS AND MANY OTHER BRUSHES.

TABLE OF CONTENTS



REPLACEMENT HANDLES 1-12	
STRIKING 1-5	
AXE	
o HATCHET	1
- STRAIGHT	1
- RIG	1
- ROOFING	1
- "CURVED"/ CAMP "SCOUT"	1
o SINGLE BIT	1
o DOUBLE BIT	2
- BROAD	2
- OCTAGON	2
MAUL	
o POST	2
o OVAL EYE	2
o SLEDGE EYE	2
o STRAIGHT EYE	2
HAMMER	
o SLEDGE	3
o BALL PEIN	3
o BLACKSMITH	3
o BRICK	4
o CLAW & OCTAGON	4
o DRILL	4
o ENGINEER	5
o FRAMING	5
MATTOCK	
o AXE EYE	5
o PICK	5
AGRI 6-12	
CUTTER	
o FOOT ADZE	6
o KIZER/DITCH BANK BLADE	6
o WEED	6
o SHEAR	6
- HEDGE	6
- LOPPING	6
HOE & RAKE	
o BORED & CHUCKED	7
o SOLID CHUCKED	7
o EYE & BERRY	7
o GRUB	7
o HEAVY COTTON	8
o LIGHT COTTON & BOW RAKE	8
FORK	
o BENT HAY	8
o BENT PITCH / MANURE	8
o STRAIGHT HAY	8
o SEEDING & SPADING	8
SHOVEL	
o ROUND & SQUARE POINT	9
HOLLOWBACK	9
- FLORAL	9
- SCOOP	9
- SHARP SHOOTER	9
- PONY	10
o RAZORBACK	10
- SCOOP	10
- SHARP SHOOTER	10
- PONY	11
POST HOLE DIGGER	
o ROUND	11
o SQUARE	11
GARDEN & FIELD PLOW	
WHEELBARROW & WEDGE	
MISC	
o FILE	12
- PUSH	12
- TWIST	12
o GIG & PIKE POLE	12
o TAMPER	12
o TIRE TOOL	12
o CANE	12
- WALKING	12
- SHEPHERD	12
o CATTLE STICK	12

ASSEMBLY COMPONENTS 13-14	
WEDGE	
o WOOD	13
o ROUND METAL	13
o FLAT METAL	13
o PACK & ASSTD PIECES BOX	13
EPOXY MIXING PACK	14
HOE NAIL	14
SHOVEL RIVET	14
SHEATH	14
D-GRIP REPLACEMENT	14
HOE & RAKE FERRULE	14

SQUEEGEES 15-16	
STRAIGHT	
o HEAVY DUTY	15
o TAPERED	15
CURVED	
o HEAVY DUTY	15
o TAPERED	15
REPLACEMENT BLADES COMBINATION	
o BLACKTOP	16
o BRUSH COATER	16
o WINDOW COMBO	16

AUTOMOTIVE 17-18	
FOUNTAIN BRUSH HANDLE	
TRUCK WASH	
o BI-LEVEL	17
o 9"	17
o 10"	17
WHEEL & TIRE BRUSHES	
o FENDER WASH	18
o GASOLINE PARTS	18
o WHITE SIDEWALL	18
o WIRE WHEEL SPOKE	18

BRUSHES 19-22	
COUNTER DUSTER CLEANING	
o BOWL	19
o HAND & NAIL	19
o SMALL PARTS	19
o DAIRY UTILITY	19
o MASON ACID	19
o WATER PAINT	20
o PASTE / WHITE -WASH	20
o BARBEQUE GRILL SCOUR	20
o ROOFERS	20
SCRATCH	
o PAINTERS WITH SCRAPER	21
o SHOE HANDLE WIRE	21
o STRAIGHT HANDLE	21
o STRAIGHTBACK	21
o WIRE	21
SCRUB	
o ALL PURPOSE	22
o DECK	22
o HAND HELD	22
FINISH	
o CONCRETE	22
o FINE CONCRETE	22

BROOMS & MOPS 23-27	
BRACE & SCRAPER	
BROOM / BRUSH HANDLE	
STREET	
o CARBON STEEL	23
o No. 13 LINE	23
o No. 15 LINE	24
o No. 37 LINE	24
LINE FLOOR	
o No. 10	24
o No. 18	25
o No. 26	25
LINE GARAGE	
o No. 12	26
o No. 14	26
BROOM WITH HANDLE	
DUST MOP WITH HANDLE	
STA-FLAT MOP & HANDLE	
MOP WITH HANDLE	
QUICK-CHANGE	
COTTON MOP HEAD	

COMPLETE TOOLS 28-46	
STRIKING 28-31	
AXE	
o SINGLE BIT	28
- BOY'S/HOUSE	28
- CAMP	28
o DOUBLE BIT	28
MAUL	
o AXE EYE	28
o SLEDGE EYE	29
o POST	29
MALLET	
o RUBBER	29
o WOOD	29
SPLITTING WEDGE	
HAMMER	
o BRICK	29
o DOUBLE FACED SLEDGE	30
o DRILL	30
o BALL PEIN	31
o CROSS PEIN	31
o CLAW	31
- CURVED	31
- PAINTED CURVED	31
- STRAIGHT RIP	31
AGRI 32-42	
HOE	
o SOCKET	32
- BUTTERFLY	32
- MORTAR	32
- WARREN	32
o SHANK GARDEN	32
o EYE BLADE	32
o ONE PRONG	32
o TWO PRONG	32
o BERRY	33
PICK & MATTOCK	
o CUTTER MATTOCK	33
o PICK MATTOCK	33
o RAILROAD PICK	33
CORN DRAG	
SPEEDY CULTIVATOR	
POTATO HOOK	
FORK	
o COTTON SEED	34
o ENSILAGE	34
o 3 TINE PITCH	34
o 4 TINE PITCH	34
o 5 TINE PITCH	35
o 6 TINE PITCH	35
o 10 TINE PITCH/BEDDING	35
o SPADING	35
RAKE	
o ASPHALT	35
o ROAD	35
o BOW / GARDEN	36
o BROOM	36
o SHRUB	36
o SPRING BACK LEAF	36
o POLY LEAF	36

COMPLETE TOOLS 28-46	
SCRAPER	
o BARN	37
o DELUXE	37
o FLOOR	37
CONCRETE COME-A-LONG	
SHOVEL	
o SPADE	37
- DRAIN SPADE / SHARP	37
- SHOOTER	38
- GARDEN	38
- TRENCHING	38
- ROOFING	38
o ROUND POINT	39
- HOLLOWBACK	39
- SOLID SHANK	39
o SQUARE POINT	39
- HOLLOWBACK	39
- SOLID SHANK	39
o FLORAL	40
o RICE	40
o SCOOP	40
- ALUMINUM	40
- POLY GRAIN	40
- STEEL	41
o FOLDING CAMPING	41
CUTTERS	
o KIZER / DITCH BANK	41
o WEED	41
o BEAN HOOK	41
o CANE KNIFE	42
o CORN KNIFE MACHETE	42
o MACHETE & SHEATH	42
LANDSCAPE 42-46	
FOLDING PRUNING SAW	
POTTED GARDEN SET	
PRUNER	
o BYPASS	42
o POLE TREE	43
SHEAR	
o HEDGE	43
o LOPPING	43
FENCING	
o HOMEOWNER GRADE	43
o P.H. DIGGER	43
o CONSTRUCTION GRADE	43
o P.H. DIGGER	43
o DRIVER	43
HARDWARE 43-46	
BAR	
o POST HOLE TAMPER	43
o CAT'S CLAW	44
o DUAL HEAD	44
o GOOSENECK	44
o UTILITY	44
o PINCH POINT	44
o SAN ANGELO & SLATE	44
o WEDGE POINT	44
BOLT CUTTER	
WRENCH	
o ADJUSTABLE	45
o PIPE	45
LOGGING	
o CANT HOOK	45
o LOG JACK	46
o SKIDDING	46
o COME-A-LONG	46
LOAD SECURITY	
o ROPE	46
o BUNGEE CORD	46
o RATCHET STRAP	46

TEAM 47	
------------	--



PRODUCT INDEX



REPLACEMENT HANDLES 1-12

Stock No.	PG. No.			
00100	2	00230	4	00102-30 3
00100	3	00231	4	00103-30 3
00101	2	00232	5	00106F 1
00101	3	00233	5	00112F 2
00102	3	00234	5	00114F 2
00103	3	00235	5	00114-OCT 2
00104	3	00236	1	00124F 5
00105	3	00237	1	00129-S 5
00106	1	00238	1	00136-2 6
00107	1	00239	1	00136B 6
00108	1	00240	1	00136F 6
00109	1	00241	1	00137-2 6
00110	1	00242	1	00137B 6
00111	1	00243	1	00140-26 6
00112	2	00244	1	00140L 6
00113	2	00245	1	00200-OCT 4
00114	2	00253	12	00201-OCT 4
00115	2	00301	7	00202-OCT 4
00116	2	00303	7	00203-OCT 4
00117	2	00305	8	00204-OCT 4
00118	2	00306	7	00204-OCTF 4
00119	2	00307	7	00205-OCT 4
00120	5	00312	9	00206-OCT 4
00121	5	00313	10	00206-OCTF 4
00122	2	00313	11	00207-OCT 4
00123	2	00314	9	00216F 3
00124	5	00315	10	00226F 3
00125	5	00316	9	00230F 4
00126	5	00318	10	00232-14 5
00127	5	00319	9	00233-14 5
00128	5	00320	10	00244F 1
00129	5	00322	9	00300R 7
00130	2	00324	8	00301R 7
00131	2	00325	8	00302R 7
00133	6	00326	8	00303R 7
00136	6	00327	8	00303RWF 7
00137	6	00328	8	00303-WF 7
00138	6	00329	8	00305A 8
00139	6	00330	8	00305AWF 8
00140	6	00331	11	00305WF 8
00149	2	00332	11	00306W 7
00151	7	00333	11	00307-18 7
00200	4	00334	11	00313-54 11
00201	4	00336	11	00313-60 11
00202	4	00338	11	00314F 9
00203	4	00343	11	00316B 9
00204	4	00344	6	00318-54 10
00205	4	00346	6	00318-54H 10
00206	4	00350	12	00318-60 10
00207	4	00355	12	00318-60H 10
00208	3	00356	12	00318H 10
00209	3	00362	12	00319F 9
00210	3	00384	12	00322A 10
00211	3	00385	12	00324-42 8
00212	3	00386	12	00326A 8
00213	3	00387	12	00331-8 11
00214	3	00388	12	00331F 11
00215	3	00389	6	00338W 11
00216	3	00390	6	00343W 11
00217	3	00393	6	00355W 12
00218	4	01306	12	00356W 12
00219	4	01308	12	00371 12
00222	5	01312	12	00372 12
00223	5	010144	12	00373 12
00224	3	00100B	3	00374 12
00225	3	00100F	2	00375 12
00226	3	00100F	3	00376 12
00227	3	00100G	3	00377 12
00228	3	00101B	3	00378 12
00229	3	00101G	3	

ASSEMBLY COMPONENTS 13-14

Stock No.	PG. No.			
00304	14	40006	14	23606H3 13
23127	14	00100E	14	23606S 13
23601	13	00304A	14	23606S5 13
23602	13	23127C	14	23606TR1 13
23603	13	23127D	14	23606TR2 13
23604	13	23127E	14	40006P 14
23605	13	23606A	13	HOENAIL 14
23606	13	23606A4	13	
40005	14	23606H	13	

SQUEEGEES 15-16

Stock No.	PG. No.			
M1422	16	M4136TP	15	M4618TP 15
M4118	15	M4136TPN	15	M4624 15
M4118TP	15	M4224R	16	M4624TP 15
M4124	15	M4236R	16	M4636 15
M4124TP	15	M4316S	16	M4636TP 15
M4136	15	M4618	15	

AUTOMOTIVE 17-18

Stock No.	PG. No.			
M10	18	M3032	17	M49 18
M12	18	M3032B	17	M626 18
M186N	17	M40	18	M6N 18
M3029	17	M44	18	MF60 17
M3029B	17	M45	18	

BRUSHES 19-22

Stock No.	PG. No.			
M156	19	M196	20	M4043 20
M166	22	M196T	20	M45 21
M167R	22	M15	21	M45B 21
M176	19	M15C	21	M45C 21
M176-P	19	M2124	22	M54 19
M178	19	M2124B	22	M55 19
M179	19	M271	19	M561 20
M179T	19	M2918	22	M567 20
M179TWH	19	M2918B	22	M55 21
M179WH	19	M2924	22	M55C-15 21
M191	20	M2924B	22	M68CP 19
M195T	20	M314Y	22	M85C 21

BROOMS & MOPS 23-27

Stock No.	PG. No.			
01048	23	01836	26	M1418 26
01060	23	01060A	23	M1418B 26
01072	23	01260A	23	M1424 26
01148	23	01612R	27	M1424B 26
01160	23	01616R	27	M1430 26
01248	23	01624R	27	M1430B 26
01260	23	01632R	27	M1436 26
01272	23	01700R	27	M1436B 26
01412	26	01818C	26	M1516P 24
01414	26	01818F	26	M1516PWH 24
01430	26	01824C	26	M1524P 24
01516	27	01824F	26	M1524PWH 24
01524	27	01836C	26	M1818 25

BROOMS & MOPS 23-27

Stock No.	PG. No.			
01532	27	01836F	26	M1818B 25
01616	27	01860H	26	M1824 25
01624	27	M1030	24	M1824B 25
01632	27	M1030B	24	M2636 25
01660	27	M1036	24	M3718 24
01708	27	M1036B	24	M3718B 24
01712	27	M1218	25	M3724 24
01716	27	M1218B	25	M3724B 24
01724	27	M1224	25	M3736 24
01732	27	M1224B	25	M3736B 24
01750	27	M1316	23	M3916 23
01816	27	M1316WH	23	M463 26
01818	26	M1324	23	M98 23
01824	26	M1324WH	23	M99 23

COMPLETE TOOLS 28-46

Stock No.	PG. No.			
00142	45	164018	45	40108LF 41
00143	45	164024	45	40112F 41
00144	45	164030	45	40112L 41
00145	45	164036	45	40112LF 41
00146	45	164042	45	40114B 38
00147	45	202213	29	40114BF 38
8132	43	202216	29	40114F 38
8133	43	04110912	36	40115F 38
8504	43	04112219	36	40116F 38
8618	42	04132216	36	40117-C 38
8622	42	00142-30	45	40117F 38
20002	30	041122G	36	40118-C 38
20003	30	041122K	36	40118F 38
20004	30	041122R	36	40205D 35
20102	31	20002F	30	40206-10 35
20103	31	20003F	30	40206-10D 35
20104	31	20004F	30	40206-6 35
20122	30	20102F	31	40206-6D 35
20203	30	20103F	31	40206E 34
20204	30	20104F	31	40206EL 34
20206	30	20122F	30	40206L 34
20208	30	20203F	30	40207E 35
20210	30	20204F	30	40210C 34
20212	30	20206F	30	40301B 32
20216	30	20208F	30	40327-0 32
20220	30	20210F	30	40327-2 32
20306	28	20212F	30	40327-M 32
20308	28	20216F	30	40350A 32
20406	29	20220F	30	40361-16 36
20408	29	202213-FF	29	40361-16H 36
20525	33	202216-FF	29	40365R 35
20535	33	20406F	29	40365SS 37
20625	33	20408F	29	40368B 37
20633	33	20535WWH	33	40376F 41
20635	33	20633-GI	33	40380F 43
20705	33	20633-WH	33	40382-8 43
20706	33	20635WWH	33	40382F 43
20707	33	20705WWH	33	40485-218 33
21103	29	20706WWH	33	40485-2HD 33
21104	29	20707WWH	33	40485-2WH 33
21105	29	22135F	28	40485WH 33
21108	29	22235F	28	40485WH18 33
22135	28	22325H	28	6203-315 44
22225	28	23125R	28	8205-24 43
22235	28	23125RF	28	8205-30 43
22325	28	23125RS	28	8205-36 43
23131	31	23125RS	28	8600-12 43
23132	31	23132F	31	8618S 42
23133	31			8618WS 42
23134	31			8622S 42
23135	31			8622S 42
23135	31			8622WS 42
23150	31			

COMPLETE TOOLS 28-46

Stock No.	PG. No.			
23151	31	23134F	31	B2620/13 42
23152	31	23150-04	31	B2621/13 42
23153	31	23150-12	31	B2644/18 42
23154	31	23151F	31	B4165/08 31
23155	31	23152F	31	B4170/16 31
33012	44	23153F	31	B4230/18 29
33018	44	37260B	44	B4230/20 29
33024	44	37270B	44	B4230/24 29
33030	44	40000B	39	BI-950 42
33036	44	40000BF	39	BI-951 42
33048	44	40000BSS	39	BRTD112 46
37248	44	40000B-SSF	39	BRTD30 46
37258	44	40000F	39	B56 46
37260	44	40000-SS	39	B5C12 46
37272	44	40000SSF	39	B5C18 46
37360	44	40001B	39	B5C21 46
37372	43	40001BF	39	B5C24 46
40000	39	40001BSS	39	B5C30 46
40001	39	40001BSSF	39	B5C31 46
40002	40	40001F	39	B5C41 46
40003	37	40001-SS	39	CH120 46
40004	40	40001SSF	39	CH125 46
40010	40	40002F	40	CH2253 45
40012	40	40002P	40	CH2253S 45
40014	40	40002PF	40	CH2253SLJ 46
40102	41	40003-16	37	CH2254 45
40104	41	40003-16F	37	CH2254S 45
40108	41	40003-16L	37	CH3416 46
40112	41	40003-16LF	37	LAW08 45
40114	38	40003-16SS	37	LAW10 45
40115</				

REPLACEMENT HANDLES

STRAIGHT HATCHET

No.	DESCRIPTION	COMPLETION	WEIGHT
00238	14" WHITE WOOD	1.25 LB. HATCHET HEAD	0.5 LBS.
00239	14" RED/WHITE WOOD	1.25 LB. HATCHET HEAD	0.5 LBS.
00240	16" WHITE	1.25 LB. HATCHET HEAD	0.5 LBS.
00241	16" RED/WHITE WOOD	1.25 LB. HATCHET HEAD	0.5 LBS.

RIG HATCHET 18" WOOD HANDLE

No.	DESCRIPTION	COMPLETION	WEIGHT
00242	WHITE WOOD	STANDARD RIG HATCHET/BROAD HATCHET	0.5 LBS.
00243	RED/WHITE WOOD	STANDARD RIG HATCHET/BROAD HATCHET	0.5 LBS.

ROOFING HATCHET 14" WOOD HANDLE

No.	DESCRIPTION	COMPLETION	WEIGHT
00236	WHITE WOOD	STANDARD ROOFING HATCHET	0.5 LBS.
00237	RED/WHITE WOOD	STANDARD ROOFING HATCHET	0.5 LBS.

"CURVED" / CAMP "SCOUT" AXE 14" HANDLE

No.	DESCRIPTION	COMPLETION	WEIGHT
00244	WHITE WOOD	CAMP OR SCOUT AXE	0.5 LBS.
00245	RED/WHITE WOOD	CAMP OR SCOUT AXE	0.5 LBS.
00244F	FIBERGLASS	CAMP OR SCOUT AXE *WITH EPOXY	0.5 LBS.

SINGLE BIT AXE

No.	DESCRIPTION	COMPLETION	WEIGHT
00106	36" WHITE WOOD	3.5 LB. SINGLE BIT AXE	1.5 LBS.
00107	36" RED/WHITE WOOD	3.5 LB. SINGLE BIT AXE	1.5 LBS.
00106F	36" FIBERGLASS	3.5 LB. SINGLE BIT AXE *WITH EPOXY	2.0 LBS.
00108	28" WHITE WOOD	"BOY'S" AXE HANDLE (FITS 2.5 LB. SINGLE BIT AXE)	1.0 LBS.
00109	28" RED/WHITE WOOD	"BOY'S" AXE HANDLE (FITS 2.5 LB. SINGLE BIT AXE)	1.0 LBS.
00110	18" WHITE WOOD	"HOUSE" AXE HANDLE (FITS 2.5 LB. SINGLE BIT AXE)	0.5 LBS.
00111	18" RED/WHITE WOOD	"HOUSE" AXE HANDLE (FITS 2.5 LB. SINGLE BIT AXE)	0.5 LBS.



REPLACEMENT HANDLES



**PICKING
YOUR
HANDLE 101**
T2 ▶ FEATURED
IN TUTORIAL
SCAN

DOUBLE BIT AXE

No.	DESCRIPTION	COMPLETION	WEIGHT
00114▶	36" WHITE WOOD	3.5 LBS. DOUBLE BIT AXE HEAD	1.5 LBS.
00115▶	36" RED/WHITE WOOD	3.5 LBS. DOUBLE BIT AXE HEAD	1.5 LBS.
00114F	36" FIBERGLASS	3.5 LBS. DOUBLE BIT AXE HEAD *WITH EPOXY	2.0 LBS.
00116	30" WHITE WOOD	3.5 LBS. DOUBLE BIT AXE HEAD	1.5 LBS.
00117	30" RED/WHITE WOOD	3.5 LBS. DOUBLE BIT AXE HEAD	1.5 LBS.
00118	28" WHITE WOOD CRUISER	3.5 LBS. DOUBLE BIT AXE HEAD	1.0 LBS.
00119	28" RED/WHITE WOOD CRUISER	3.5 LBS. DOUBLE BIT AXE HEAD	1.0 LBS.

BROAD AXE

No.	DESCRIPTION	COMPLETION	WEIGHT
00149	36" RED/WHITE WOOD	BROAD AXE HEAD	2.0 LBS.

OCTAGON DOUBLE BIT AXE

No.	DESCRIPTION	COMPLETION	WEIGHT
00114-OCT	36" WHITE WOOD	3.5 LBS. DOUBLE BIT AXE HEAD	1.5 LBS.

POST MAUL

No.	DESCRIPTION	COMPLETION	WEIGHT
00130	36" WHITE WOOD	13 LB. AND 16 LB. POST MAUL HEAD	1.5 LBS.
00131	36" RED/WHITE WOOD	13 LB. AND 16 LB. POST MAUL HEAD	1.5 LBS.

OVAL EYE MAUL

No.	DESCRIPTION	COMPLETION	WEIGHT
00122	36" WHITE WOOD	OVAL EYE SPLITTING MAUL HEAD	1.5 LBS.
00123	36" RED/WHITE WOOD	OVAL EYE SPLITTING MAUL HEAD	1.5 LBS.

SLEDGE EYE MAUL

No.	DESCRIPTION	COMPLETION	WEIGHT
00100	36" WHITE WOOD	6 LB. & 8 LB. SLEDGE EYE MAUL	1.5 LBS.
00101	36" RED/WHITE WOOD	6 LB. & 8 LB. SLEDGE EYE MAUL	1.5 LBS.
00100F	36" FIBERGLASS	6 LB. & 8 LB. SLEDGE EYE MAUL *WITH EPOXY	2.0 LBS.

STRAIGHT SINGLE BIT MAUL

No.	DESCRIPTION	COMPLETION	WEIGHT
00112	36" WHITE WOOD	AXE EYE SPLITTING MAULS HEAD	1.5 LBS.
00113	36" RED/WHITE WOOD	AXE EYE SPLITTING MAULS HEAD	1.5 LBS.
00112F	36" FIBERGLASS	AXE EYE SPLITTING MAULS HEAD *WITH EPOXY	2.0 LBS.



REPLACEMENT HANDLES

SLEDGE HAMMER



No.	DESCRIPTION	COMPLETION	NOTATION	WEIGHT
00100	36" WHITE WOOD	6 LB. - 16 LB. SLEDGE HEAD	STANDARD SIZE EYE	1.5 LBS.
00101	36" RED/WHITE WOOD	6 LB. - 16 LB. SLEDGE HEAD	STANDARD SIZE EYE	2.0 LBS.
00100F	36" FIBERGLASS	6 LB. - 16 LB. SLEDGE HEAD	STANDARD SIZE EYE	1.5 LBS.
00100G	36" WHITE WOOD	6 LB. - 8 LB. SLEDGE HEAD	GAUGED EYE (SLIGHTLY SMALLER EYE THAN THE REGULAR EYE SLEDGE)	1.5 LBS.
00101G	36" RED/WHITE WOOD	6 LB. - 8 LB. SLEDGE HEAD	GAUGED EYE (SLIGHTLY SMALLER EYE THAN THE REGULAR EYE SLEDGE)	1.5 LBS.
00100B	36" WHITE WOOD	16 LB. - 20 LB. SLEDGE HEAD	BIG EYE SLEDGE (LARGER EYE AND HEAVIER HANDLE TO SUPPORT WEIGHT OF LARGER SLEDGE HAMMERS)	1.5 LBS.
00101B	36" RED/WHITE WOOD	16 LB. - 20 LB. SLEDGE HEAD	BIG EYE SLEDGE (LARGER EYE AND HEAVIER HANDLE TO SUPPORT WEIGHT OF LARGER SLEDGE HAMMERS)	1.5 LBS.
00102	32" WHITE WOOD	6 LB. - 8 LB. SLEDGE HEAD	N/A	1.5 LBS.
00103	32" RED/WHITE WOOD	6 LB. - 8 LB. SLEDGE HEAD	N/A	1.5 LBS.
00102-30	30" WHITE WOOD	6 LB. - 8 LB. SLEDGE HEAD	N/A	1.5 LBS.
00103-30	30" RED/WHITE WOOD	6 LB. - 8 LB. SLEDGE HEAD	N/A	1.5 LBS.
00104	24" WHITE WOOD	6 LB. - 8 LB. SLEDGE HEAD	N/A	2.0 LBS.
00105	24" RED/WHITE WOOD	6 LB. - 8 LB. SLEDGE HEAD	N/A	2.0 LBS.

BALL PEIN HAMMER



No.	DESCRIPTION	COMPLETION	WEIGHT
00208	10" WHITE WOOD	4 OZ. - 8 OZ. BALL PEIN HAMMER	0.5 LBS.
00209	10" RED/WHITE WOOD	4 OZ. - 8 OZ. BALL PEIN HAMMER	0.5 LBS.
00210	12" WHITE WOOD	8 OZ. - 12 OZ. BALL PEIN HAMMER	0.5 LBS.
00211	12" RED/WHITE WOOD	8 OZ. - 12 OZ. BALL PEIN HAMMER	0.5 LBS.
00212	14" WHITE WOOD	12 OZ. - 16 OZ. BALL PEIN HAMMER	0.5 LBS.
00213	14" RED/WHITE WOOD	12 OZ. - 16 OZ. BALL PEIN HAMMER	0.5 LBS.
00214	16" WHITE WOOD	20 OZ. - 32 OZ. BALL PEIN HAMMER	0.5 LBS.
00215	16" RED/WHITE WOOD	20 OZ. - 32 OZ. BALL PEIN HAMMER	0.5 LBS.
00216	18" WHITE WOOD	40 OZ. - 48 OZ. BALL PEIN HAMMER	0.5 LBS.
00217	18" RED/WHITE WOOD	40 OZ. - 48 OZ. BALL PEIN HAMMER	0.5 LBS.
00216F	18" FIBERGLASS	40 OZ. - 48 OZ. BALL PEIN HAMMER *WITH EPOXY	1.0 LBS.

BLACKSMITH HAMMER



No.	DESCRIPTION	COMPLETION	WEIGHT
00224	14" WHITE WOOD	2, 3 & 4 LB. HAMMERS. HEAVY EYE	0.5 LBS.
00225	14" RED/WHITE WOOD	2, 3 & 4 LB. HAMMERS. HEAVY EYE	0.5 LBS.
00226	16" WHITE WOOD	3, 4 & 6 LB. HAMMERS. HEAVY EYE	0.5 LBS.
00227	16" RED/WHITE WOOD	3, 4 & 6 LB. HAMMERS. HEAVY EYE	0.5 LBS.
00226F	16" FIBERGLASS	3, 4 & 6 LB. HAMMERS. HEAVY EYE *WITH EPOXY	1.0 LBS.
00228	18" WHITE WOOD	3, 4 & 6 LB. HAMMERS. HEAVY EYE	0.5 LBS.
00229	18" RED/WHITE WOOD	3, 4 & 6 LB. HAMMERS. HEAVY EYE	0.5 LBS.



REPLACEMENT HANDLES

BRICK HAMMER

No.	DESCRIPTION	COMPLETION	WEIGHT
00218	14" WHITE WOOD	18 OZ. - 24 OZ. HAMMER	0.5 LBS.
00219	14" RED/WHITE WOOD	18 OZ. - 24 OZ. HAMMER	0.5 LBS.



CLAW HAMMER

No.	DESCRIPTION	COMPLETION	WEIGHT
00200	12" WHITE WOOD	8 OZ. CLAW HAMMER	0.5 LBS.
00201	12" RED/WHITE WOOD	8 OZ. CLAW HAMMER	0.5 LBS.
00202	13" WHITE WOOD	13 OZ. CLAW HAMMER	0.5 LBS.
00203	13" RED/WHITE WOOD	13 OZ. CLAW HAMMER	0.5 LBS.
00204	14" WHITE WOOD	16 OZ. CLAW HAMMER	0.5 LBS.
00205	14" RED/WHITE WOOD	16 OZ. CLAW HAMMER	0.5 LBS.
00206	16" WHITE WOOD	16 OZ. - 20 OZ. CLAW HAMMER	0.5 LBS.
00207	16" RED/WHITE WOOD	16 OZ. - 20 OZ. CLAW HAMMER	0.5 LBS.



OCTAGON CLAW HAMMER

No.	DESCRIPTION	COMPLETION	WEIGHT
00200-OCT	12" WHITE WOOD	8 OZ CLAW HAMMER	0.5 LBS.
00201-OCT	12" RED/WHITE WOOD	8 OZ CLAW HAMMER	0.5 LBS.
00202-OCT	13" WHITE WOOD	13 OZ. CLAW HAMMER	0.5 LBS.
00203-OCT	13" RED/WHITE WOOD	13 OZ. CLAW HAMMER	0.5 LBS.
00204-OCT	14" WHITE WOOD	16 OZ. CLAW HAMMER	0.5 LBS.
00205-OCT	14" RED/WHITE WOOD	16 OZ. CLAW HAMMER	0.5 LBS.
00206-OCT	16" WHITE WOOD	16 OZ. - 20 OZ. CLAW HAMMER	0.5 LBS.
00207-OCT	16" RED/WHITE WOOD	16 OZ. - 20 OZ. CLAW HAMMER	0.5 LBS.
00204-OCTF	14" FIBERGLASS	16 OZ. CLAW HAMMER *WITH EPOXY	1.0 LBS.
00206-OCTF	16" FIBERGLASS	16 OZ. - 20 OZ. CLAW HAMMER *WITH EPOXY	1.0 LBS.



**STRIKING TOOL
HANDLE
INSTALLATION**
T6 ▶ FEATURED
IN TUTORIAL
SCAN

DRILL HAMMER

No.	DESCRIPTION	COMPLETION	WEIGHT
00230	10.5" WHITE WOOD	2, 3 & 4 LB. DRILL HAMMER	0.5 LBS.
00231 ▶	10.5" RED/WHITE WOOD	2, 3 & 4 LB. DRILL HAMMER	0.5 LBS.
00230F	10.5" FIBERGLASS	2, 3 & 4 LB. DRILL HAMMER *WITH EPOXY	0.5 LBS.



REPLACEMENT HANDLES



**STRIKING TOOL
HANDLE
INSTALLATION**
T6 ▶ FEATURED
IN TUTORIAL
SCAN

ENGINEER HAMMER

No.	DESCRIPTION	COMPLETION	WEIGHT
00222	16" WHITE WOOD	2, 3, & 4 LB. SLEDGE AND CROSS PEIN HAMMERS (SMALL EYE)	0.5 LBS.
00223	▶ 16" RED/WHITE WOOD	2, 3, & 4 LB. SLEDGE AND CROSS PEIN HAMMERS (SMALL EYE)	0.5 LBS.

FRAMING HAMMER

No.	DESCRIPTION	COMPLETION	WEIGHT
00232-14	14" WHITE WOOD	16 OZ. - 20 OZ. FRAMING HAMMER	0.5 LBS.
00233-14	14" RED/WHITE WOOD	16 OZ. - 20 OZ. FRAMING HAMMER	0.5 LBS.
00232	16" WHITE WOOD	24 OZ. - 28 OZ. FRAMING HAMMER	0.5 LBS.
00233	16" RED/WHITE WOOD	24 OZ. - 28 OZ. FRAMING HAMMER	0.5 LBS.
00234	18" WHITE WOOD	24 OZ. - 28 OZ. FRAMING HAMMER	0.5 LBS.
00235	18" RED/WHITE WOOD	24 OZ. - 28 OZ. FRAMING HAMMER	0.5 LBS.

AXE EYE MATTOCK

No.	DESCRIPTION	COMPLETION	WEIGHT
00120	36" WHITE WOOD	2.5 LB. MATTOCK	1.5 LBS.
00121	36" RED/WHITE WOOD	2.5 LB. MATTOCK	1.5 LBS.

PICK & MATTOCK

No.	DESCRIPTION	COMPLETION	WEIGHT
00124	36" WHITE WOOD RAILROAD PICK	5, 6 & 7 LB. RAILROAD PICKS, 5 LB. PICK & CUTTER MATTOCK & #6 EYE	2.25 LBS.
00125	36" RED/WHITE WOOD RAILROAD PICK	5, 6 & 7 LB. RAILROAD PICKS, 5 LB. PICK & CUTTER MATTOCK & #6 EYE	2.25 LBS.
00124F	36" FIBERGLASS RAILROAD PICK	5, 6 & 7 LB. RAILROAD PICKS, 5 LB. PICK & CUTTER MATTOCK & #6 EYE	3.00 LBS.
00126	36" WHITE WOOD MATTOCK	3 LB. CUTTER & PICK MATTOCK, #7 EYE, SMALLER RAILROAD PICK HANDLE (SAME LENGTH BUT WITH SMALLER EYE).	1.5 LBS.
00127	36" RED/WHITE WOOD MATTOCK	3 LB. CUTTER & PICK MATTOCK, #7 EYE, SMALLER RAILROAD PICK HANDLE (SAME LENGTH BUT WITH SMALLER EYE).	1.5 LBS.
00128	18" WHITE WOOD G.I. PICK	G.I. PICK, 3 LB. CUTTER & PICK MATTOCK	1.0 LBS.
00129	18" RED/WHITE WOOD G.I. PICK	G.I. PICK, 3 LB. CUTTER & PICK MATTOCK	1.0 LBS.
00129-S	18" RED/WHITE US ARMY PICK	G.I. PICK, 3 LB. CUTTER & PICK MATTOCK	1.0 LBS.



REPLACEMENT HANDLES

FOOT ADZE

No.	DIMENSION	COMPLETION	WEIGHT
00140	36" RED/WHITE WOOD	ADZE HEAD	2.0 LBS.
00140L	36" RED/WHITE WOOD	LANDSCAPING ADZE HEAD	2.0 LBS.
00140-26	26" RED/WHITE WOOD	ADZE HEAD	2.0 LBS.



KIZER BLADE, WEED CUTTER & DITCH BANK BLADE

No.	DESCRIPTION	COMPLETION	WEIGHT
00133	3-HOLE, 36" AXE EYE RED/WHITE WOOD	AXE EYE STYLE BLADES	2.0 LBS.
00136-2	2-HOLE, 30" WHITE WOOD	STANDARD JUNIOR KIZER BLADE, No. 40374	1.5 LBS.
00137-2	2-HOLE, 30" RED/WHITE WOOD	STANDARD JUNIOR KIZER BLADE, No. 40374	1.5 LBS.
00136	3-HOLE, 40" WHITE WOOD	STANDARD KIZER BLADE, No. 40376	2.0 LBS.
00137	3-HOLE, 40" RED/WHITE WOOD	STANDARD KIZER BLADE, No. 40376	2.0 LBS.
00136F	3-HOLE, 40" FIBERGLASS	STANDARD KIZER BLADE *WITH EPOXY, NO. 40376	3.0 LBS.
00136B	NO HOLE, 40" WHITE WOOD	CUSTOM FIT	2.0 LBS.
00137B	NO HOLE, 40" RED/WHITE WOOD	CUSTOM FIT	2.0 LBS.
00138	4-HOLE, 40" WHITE WOOD	NON-APPLICABLE	2.0 LBS.
00139	4-HOLE, 40" RED/WHITE WOOD	NON-APPLICABLE	2.0 LBS.
00346	30" RED/WHITE WOOD HANDLE	ROUND SMALL KIZER BLADE HOLE	1.0 LBS



WEED CUTTER

No.	DESCRIPTION	COMPLETION	WEIGHT
00344	30" RED/WHITE WOOD	WEED CUTTER	1.0 LBS.

HEDGE SHEAR

No.	DESCRIPTION	COMPLETION	WEIGHT
00389	13" RED/WHITE WOOD	HEDGE SHEARS	0.5 LBS.



LOPPING SHEAR

No.	DESCRIPTION	COMPLETION	WEIGHT
00390	24" RED/WHITE WOOD	LOPPING SHEARS	1.0 LBS.
00393	30" RED/WHITE WOOD	LOPPING SHEARS	1.5 LBS.



REPLACEMENT HANDLES

BORED & CHUCKED HOE

SHANK PATTERN: HOE HAS SHANK THAT FITS INTO THE HANDLE.

No.	DESCRIPTION	DIMENSION	COMPLETION	WEIGHT
00302R	IMPORT	54" L; BORE: 3/8" X 3 1/2" DEEP; DIAMETER: 1 1/8"	RAKES & SHANK PATTERN HOES	1.0 LBS.
00303	ASH	60" L; BORE: 3/8" X 3 1/2" DEEP; DIAMETER: 1 1/4"	RAKES & SHANK PATTERN HOES	1.5 LBS.
00303R	IMPORT	60" L; BORE: 3/8" X 3 1/2" DEEP; DIAMETER: 1 1/8"	RAKES & SHANK PATTERN HOES	1.5 LBS.



HOE & RAKE HANDLE INSTALLATION

T1 ► FEATURED
IN TUTORIAL
SCAN

BORED & CHUCKED HOE WITH FERRULE

FERRULE: 3 3/4"; DIAMETER: 1 1/4"- 1 1/8"; BORE: 3/8" DIAMETER.

No.	DESCRIPTION	COMPLETION	WEIGHT
00303-WF►	60" ASH 1 1/4"	HOE/RAKE HEAD	2.0 LBS.
00303RWF	60" IMPORT 1 1/8"	HOE/RAKE HEAD	2.0 LBS.

SOLID "CHUCKED" HOE

SOCKET PATTERN: HOE IS ALL ONE PIECE. FITS ON THE OUTSIDE OF THE HANDLE.

No.	DESCRIPTION	DIMENSION	COMPLETION	WEIGHT
00300R	IMPORT	54" LENGTH; DIAMETER: 1 1/8"	SOCKET PATTERN HOE	1.0 LBS.
00301	ASH	60" LENGTH; DIAMETER: 1 1/4"	SOCKET PATTERN HOE	1.5 LBS.
00301R	IMPORT	60" LENGTH; DIAMETER: 1 1/8"	SOCKET PATTERN HOE	1.5 LBS.

*POLY BELL IS GREAT FOR RAILROAD WORK OR CONSTRUCTION WHERE OVERSTRIKING CAUSES FREQUENT HANDLE LOSSES. POLYPROPYLENE IS EXTREMELY RESILIENT AND DURABLE.

EYE & BERRY HOE

ASH WOOD HANDLE

No.	DIMENSION	COMPLETION	WEIGHT
00306	60" L; DIAMETER: 1 3/4"	WITH POLY BELL; EYE HOE BLADE	2.0 LBS.
00306W	60" L; DIAMETER: 1 3/4"	EYE HOE BLADE	2.0 LBS.
00307-18	18" L; DIAMETER: 1 1/2"	WITH POLY BELL; BERRY HOE BLADE	1.0 LBS.
00307	48" L; DIAMETER: 1 1/2"	WITH POLY BELL; BERRY HOE BLADE	1.5 LBS.

GRUB HOE

No.	DESCRIPTION	COMPLETION	WEIGHT
00151	40" CLEAR LACQUER	3 LB. & 5 LB. GRUB HOE HEAD	2.0 LBS.



REPLACEMENT HANDLES



**HOE & RAKE
HANDLE
INSTALLATION**
T1 ► FEATURED
IN TUTORIAL
SCAN

**SHANK PATTERN: HOE HAS SHANK
THAT FITS INTO THE HANDLE.
SOCKET PATTERN: HOE IS ALL ONE
PIECE. FITS ON THE OUTSIDE OF
THE HANDLE.**



**FIBERGLASS HANDLE
INSTALLATION FOR
SLEDGEHAMMER**
T3 ► FEATURED
IN TUTORIAL
SCAN

HEAVY COTTON HOE

No.	DESCRIPTION	DIMENSION	COMPLETION	WEIGHT
00305A	60" ASH WOOD HANDLE	DIAMETER: 1 1/2"; BORE: 9/16" DIAMETER X 3 3/4" DEEP	MORTAR HOE & LARGE RAKES	2.0 LBS.
00305AWF►	60" ASH WOOD HANDLE	DIAMETER: 1 1/2"; BORE: 9/16" DIAMETER X 3 3/4" DEEP	WITH FERRULE; MORTAR HOE & LARGE RAKES	2.0 LBS.

LIGHT COTTON HOE & BOW RAKE

No.	DESCRIPTION	DIMENSION	COMPLETION	WEIGHT
00305	60" ASH WOOD HANDLE	DIAMETER: 1 3/8"; BORE: 7/16" DIAMETER X 3 3/4" DEEP	HOE & RAKE	1.5 LBS.
00305WF►	60" ASH WOOD HANDLE	DIAMETER: 1 3/8"; BORE: 7/16" DIAMETER X 3 3/4" DEEP	WITH FERRULE; HOE & RAKE	1.5 LBS.

BENT HAY FORK

No.	DIMENSION	COMPLETION	WEIGHT
00326A	54" LENGTH; DIAMETER: 1 1/2"; BORE 1/2" X 4" DEEP; 8" FERRULE	COTTON SEED AND ENSILAGE FORK	2.0 LBS.

BENT PITCH / MANURE FORK

No.	DIMENSION	COMPLETION	WEIGHT
00325	48" LENGTH; DIAMETER: 1 1/2"; BORE: 7/16" DIAMETER X 4" DEEP; 8" FERRULE.	3, 4, 5, 6 & 10 TINE FORKS.	2.0 LBS.
00326	54" LENGTH; DIAMETER: 1 1/2"; BORE: 7/16" DIAMETER X 4" DEEP; 8" FERRULE.	3, 4, 5, 6 & 10 TINE FORKS.	2.0 LBS.
00327	60" LENGTH; DIAMETER: 1 1/2"; BORE: 7/16" DIAMETER X 4" DEEP; 8" FERRULE.	3, 4, 5, 6 & 10 TINE FORKS.	2.0 LBS.

STRAIGHT HAY FORK

No.	DIMENSION	COMPLETION	WEIGHT
00328	48" LENGTH; DIAMETER: 1 1/2"; BORE: 7/16" DIAMETER X 4" DEEP; 8" FERRULE.	CORN DRAG, LIGHT POTATO HOOK, HEAVY POTATO HOOK, ASPHALT RAKE, ROAD RAKE AND CONCRETE DRAG.	2.0 LBS.
00329	54" LENGTH; DIAMETER: 1 1/2"; BORE: 7/16" DIAMETER X 4" DEEP; 8" FERRULE.	CORN DRAG, LIGHT POTATO HOOK, HEAVY POTATO HOOK, ASPHALT RAKE, ROAD RAKE AND CONCRETE DRAG.	2.0 LBS.
00330	60" LENGTH; DIAMETER: 1 1/2"; BORE: 7/16" DIAMETER X 4" DEEP; 8" FERRULE.	CORN DRAG, LIGHT POTATO HOOK, HEAVY POTATO HOOK, ASPHALT RAKE, ROAD RAKE AND CONCRETE DRAG.	2.0 LBS.

SEEDING & SPADING

No.	DIMENSION	COMPLETION	WEIGHT
00324 ►	30"	SPADING FORKS, COTTON SEED & ENSILAGE FORKS	2.0 LBS.
00324-42	42"	SPADING FORKS, COTTON SEED & ENSILAGE FORKS	2.5 LBS.



REPLACEMENT HANDLES



**PICKING
YOUR
HANDLE 101**
T2 ▶ FEATURED
IN TUTORIAL
SCAN



**SHOVEL
INSTALL
TUTORIAL**
T7 ▶ FEATURED
IN TUTORIAL
SCAN



**FIBERGLASS HANDLE
INSTALLATION FOR
SLEDGEHAMMER**
T3 ▶ FEATURED
IN TUTORIAL
SCAN

SHANK PATTERN: HOE HAS SHANK THAT FITS INTO THE HANDLE.
SOCKET PATTERN: HOE IS ALL ONE PIECE. FITS ON THE OUTSIDE OF THE HANDLE.



ROUND & SQUARE POINT SHOVEL

No.	DESCRIPTION	COMPLETION	WEIGHT
00314 ▶	48" WOOD HANDLE; SINGLE BEND	WILL NOT FIT RAZORBACK SHOVELS	2.0 LBS.
00314F ▶	48" FIBERGLASS	WILL NOT FIT RAZORBACK SHOVELS- SEE 40003LF	2.0 LBS.

STRAIGHT SHOVEL HOLLOWBACK*

No.	DESCRIPTION	COMPLETION	WEIGHT
00312	48" WOOD HANDLE	ALL SHOVELS EXCEPT RAZORBACK SHOVELS	2.0 LBS.
00314-S	48" WOOD HANDLE WITH 9" CHUCK	ALL SHOVELS EXCEPT RAZORBACK SHOVELS	2.0 LBS.

FLORAL SHOVEL HOLLOWBACK*

No.	DESCRIPTION	COMPLETION	WEIGHT
00316	42" WOOD HANDLE	STRAIGHT 5" SOCKET (FITS LADIES FLORAL SHOVEL)	2.0 LBS.
00316B	30" WOOD HANDLE WITH POLY D-GRIP	STRAIGHT 5" SOCKET (FITS LADIES FLORAL SHOVEL)	2.0 LBS.

SCOOP SHOVEL HOLLOWBACK*

No.	DESCRIPTION	COMPLETION	WEIGHT
00319	30" D-GRIP; SINGLE BEND	ROUND POINT, SQUARE POINT & SCOOPS	2.0 LBS.
00319F	30" D-GRIP FIBERGLASS	ROUND POINT, SQUARE POINT & SCOOPS	2.0 LBS.

SHARP SHOOTER SHOVEL HOLLOWBACK*

No.	DESCRIPTION	COMPLETION	WEIGHT
00322 ▶	27" D-GRIP HANDLE	14" AND 16" SHARP SHOOTER (DRAIN SPADE) SHOVELS	2.0 LBS.



REPLACEMENT HANDLES



**PICKING
YOUR
HANDLE 101**
T2 ▶ FEATURED
IN TUTORIAL
SCAN

***HOLLOWBACK**
HAS CHUCKED
END OR "SHOULDER"



****RAZORBACK**
DOES NOT HAVE CHUCK
OR "SHOULDER"

**SHANK PATTERN: HOE HAS SHANK THAT
FITS INTO THE HANDLE.
SOCKET PATTERN: HOE IS ALL ONE PIECE.
FITS ON THE OUTSIDE OF THE HANDLE.**

PONY SHOVEL HOLLOWBACK*

No.	DESCRIPTION	DIMENSION	COMPLETION	WEIGHT
00318	ASH	48" LENGTH; DIAMETER: 1 1/2"; TAPER: 5" (TIP 15/16" DIAMETER; CHUCK: 6".	RICE SHOVEL & IRRIGATION SHOVEL.	2.0 LBS.
00318H	HICKORY	48" LENGTH; DIAMETER: 1 1/2"; TAPER: 5" (TIP 15/16" DIAMETER; CHUCK: 6". (SUBJECT TO AVAILABILITY)	RICE SHOVEL & IRRIGATION SHOVEL.	2.0 LBS.
00318-54	ASH	54" LENGTH; DIAMETER: 1 1/2"; TAPER: 5" (TIP 15/16" DIAMETER; CHUCK: 6".	RICE SHOVEL & IRRIGATION SHOVEL.	2.0 LBS.
00318-54H	HICKORY	54" LENGTH; DIAMETER: 1 1/2"; TAPER: 5" (TIP 15/16" DIAMETER; CHUCK: 6". (SUBJECT TO AVAILABILITY)	RICE SHOVEL & IRRIGATION SHOVEL.	2.0 LBS.
00318-60	ASH	60" LENGTH; DIAMETER: 1 1/2"; TAPER: 5" (TIP 15/16" DIAMETER; CHUCK: 6".	RICE SHOVEL & IRRIGATION SHOVEL.	2.0 LBS.
00318-60H	HICKORY	60" LENGTH; DIAMETER: 1 1/2"; TAPER: 5" (TIP 15/16" DIAMETER; CHUCK: 6". (SUBJECT TO AVAILABILITY)	RICE SHOVEL & IRRIGATION SHOVEL.	2.0 LBS.

SINGLE BEND SHOVEL RAZORBACK**

No.	DESCRIPTION	COMPLETION	WEIGHT
00315 ▶	48" WOOD HANDLE	RAZORBACK & SOLID SHANK SHOVELS.	2.0 LBS.

STRAIGHT SHOVEL RAZORBACK**

No.	DESCRIPTION	COMPLETION	WEIGHT
00313	48" WOOD HANDLE- 6" DROP DOWN- NO SHOULDER	RAZORBACK & SOLID SHANK SHOVELS	2.0 LBS.

SCOOP SHOVEL RAZORBACK**

No.	DESCRIPTION	COMPLETION	WEIGHT
00320	30" WOOD HANDLE WITH SINGLE BEND D-GRIP	ROUND POINT, SQUARE POINT & SCOOPS	2.0 LBS.

SHARP SHOOTER SHOVEL RAZORBACK**

No.	DESCRIPTION	COMPLETION	WEIGHT
00322A	27" D-GRIP HANDLE	14" AND 16" SHARP SHOOTER (DRAIN SPADE) SHOVELS	2.0 LBS.



REPLACEMENT HANDLES



PONY SHOVEL RAZORBACK**

No.	DESCRIPTION	DIMENSION	COMPLETION	WEIGHT
00313	ASH	48" L; DIAMETER: 1 1/2"; TAPER: 5" (TIP) 15/16" DIAMETER.	RICE SHOVEL & IRRIGATION SHOVEL.	2.0 LBS.
00313-54	ASH	54" L; DIAMETER: 1 1/2"; TAPER: 5" (TIP) 15/16" DIAMETER.	RICE SHOVEL & IRRIGATION SHOVEL.	2.0 LBS.
00313-60	ASH	60" L; DIAMETER: 1 1/2"; TAPER: 5" (TIP) 15/16" DIAMETER.	RICE SHOVEL & IRRIGATION SHOVEL.	2.0 LBS.

SHANK PATTERN: HOE HAS SHANK THAT FITS INTO THE HANDLE.
SOCKET PATTERN: HOE IS ALL ONE PIECE. FITS ON THE OUTSIDE OF THE HANDLE.

ROUND POST HOLE DIGGER

No.	DESCRIPTION	COMPLETION	WEIGHT
00331F	48" FIBERGLASS	POST HOLE DIGGER HEAD	3.0 LBS.
00332	48" WOOD	POST HOLE DIGGER HEAD	2.0 LBS.

SQUARE POST HOLE DIGGER

No.	DESCRIPTION	COMPLETION	WEIGHT
00331	48" WOOD	POST HOLE DIGGER HEAD	2.0 LBS.
00331-08	96" WOOD	POST HOLE DIGGER HEAD	4.0 LBS.

GARDEN & FIELD PLOW

POLY GRIP IS FOR PRACTICAL, DURABLE EASE OF USE: TAN, YELLOW, BLACK. ALSO SOLD SEPARATELY.

No.	DESCRIPTION	WEIGHT
00338	54" GARDEN PLOW WITH POLY GRIP	4.5 LBS.
00343	60" FIELD PLOW WITH POLY GRIP	5.5 LBS.
00338W	54" ALL WOOD GARDEN PLOW (SUBJECT TO AVAILABILITY)	4.5 LBS.
00343W	60" ALL WOOD FIELD PLOW (SUBJECT TO AVAILABILITY)	5.5 LBS.

WHEELBARROW

No.	DESCRIPTION	DIMENSION	COMPLETION	WEIGHT
00333	60" WOOD	1 1/2" X 1 3/8" X 60"	WHEELBARROW	4.0 LBS.
00334	60" WOOD	2" X 1 11/16" X 60"	WHEELBARROW	4.0 LBS.

WHEELBARROW WEDGE

No.	DESCRIPTION	DIMENSION	COMPLETION	WEIGHT
00336	24" WOOD	2" X 24"	WHEELBARROW	4.0 LBS.



REPLACEMENT HANDLES

PUSH FILE

No.	DESCRIPTION	COMPLETION	WEIGHT
00384	#1 WOOD HANDLE	3" - 4" FILE	.01 LBS.
00385	#2 WOOD HANDLE	4" - 6" FILE	.01 LBS.
00386	#3 WOOD HANDLE	6" - 8" FILE	.01 LBS.
00387	#4 WOOD HANDLE	8" - 10" FILE	.01 LBS.
00388	#5 WOOD HANDLE	10" - 14" FILE	.01 LBS.

TWIST FILE

No.	DESCRIPTION	COMPLETION	WEIGHT
003T1	#1 WOOD HANDLE	SMALL FILE	.01 LBS.
003T2	#2 WOOD HANDLE	4" FILE	.01 LBS.
003T3	#3 WOOD HANDLE	5" FILE	.01 LBS.
003T4	#4 WOOD HANDLE	6" FILE	.01 LBS.
003T5	#5 WOOD HANDLE	8" FILE	.01 LBS.
003T6	#6 WOOD HANDLE	10" FILE	.01 LBS.
003T7	#7 WOOD HANDLE	12" FILE	.01 LBS.
003T8	#8 WOOD HANDLE	14" FILE	.01 LBS.

GIG & PIKE POLE

No.	DESCRIPTION	DIMENSION	WEIGHT
010144	12' RED/WHITE WOOD HANDLE	1 1/8" DIAMETER	2.50 LBS.
01306	6' PIKE POLE HANDLE	1 1/2" DIAMETER	1.25 LBS.
01308	8' PIKE POLE HANDLE	1 1/2" DIAMETER	1.65 LBS.
01312	12' PIKE POLE HANDLE	1 1/2" DIAMETER	2.50 LBS.

TAMPER

No.	DESCRIPTION	COMPLETION	WEIGHT
00350	48" RED/WHITE WOOD	USE WITH 8" x 8" OR 10" x 10" TAMPER	2.0 LBS.

TIRE TOOL

No.	DESCRIPTION	WEIGHT
00253	30" RED/WHITE WOOD HANDLE	1.5 LBS.

WALKING & SHEPHERD CANE

No.	DESCRIPTION	WEIGHT
00355	36" WOOD WALKING CANE WITH POLY GRIP	1.0 LBS.
00355W	36" WOOD WALKING CANE (SUBJECT TO AVAILABILITY)	1.0 LBS.
00356	60" WOOD SHEPHERD CANE WITH POLY GRIP	2.0 LBS.
00356W	60" WOOD SHEPHERD WALKING CANE (SUBJECT TO AVAILABILITY)	2.0 LBS.

CATTLE STICK


No.	DESCRIPTION	WEIGHT
00362	60" CLEAR WOOD STICK (SUBJECT TO AVAILABILITY)	1.5 LBS.



ASSEMBLY COMPONENTS



**STRIKING TOOL
HANDLE
INSTALLATION**
T6 ▶ FEATURED
IN TUTORIAL
SCAN



TOP VIEW

SIDE VIEW

WOOD ASSEMBLY WEDGE ▶

No.	DESCRIPTION	DIMENSION
23606H	SMALL HAMMER	1 1/2" X 1 1/4" X 3/16"
23606S	LARGE HAMMER - SLEDGE	2 1/2" X 1 1/2" X 3/8"
23606A	AXE	2 1/2" X 3" X 3/8"

ROUND METAL ASSEMBLY WEDGE ▶

No.	DESCRIPTION	DIMENSION
23606TR1	SMALL	LARGE END DIA.: 9/16" X 21/32" L
23606TR2	LARGE	LARGE END DIA.: 3/4" X 3/4" L

FLAT METAL ASSEMBLY WEDGE ▶

No.	DESCRIPTION	DIMENSION
23602	#2 BALL PEIN HAMMER UNDER 8 OZ	THICKNESS: 5/32"; WIDTH: 5/16"; LENGTH: 3/4"
23603	#3 - SMALL HAMMER	THICKNESS: 5/32"; WIDTH: 15/32"; LENGTH: 1 1/8"
23604	#4 - AXE	THICKNESS: 5/32"; WIDTH: 1 1/4"; LENGTH: 1 1/8"
23605	#5 - LARGE SLEDGE	THICKNESS: 5/32"; WIDTH: 1"; LENGTH: 1 1/8"
23606	#6 - LARGE HAMMER	THICKNESS: 3/16"; WIDTH: 1 1/4"; LENGTH: 1 3/16"

WOOD ASSEMBLY WEDGE PACK ▶

No.	DESCRIPTION	NOTATION
23606H3	SMALL HAMMER	1 EA. 23603 & 23606H
23606S5	LARGE HAMMER - SLEDGE	1 EA. 23605 & 23606S
23606A4	AXE	1 EA. 23604 & 23606A

METAL ASSORTED PIECES BOX ▶

No.	DESCRIPTION	DIMENSION
23601	WEDGES & SHOVEL RIVETS WITH DISPLAY BOX	CONTAINS 50 EACH: #2 METAL WEDGE & #3 METAL WEDGE; 25 EACH: #4 METAL WEDGE, #5 METAL WEDGE, #6 METAL WEDGE AND SHOVEL RIVETS



ASSEMBLY COMPONENTS



FIBERGLASS HANDLE INSTALLATION FOR SLEDGEHAMMER

T3 ▶ FEATURED
IN TUTORIAL
SCAN



SHOVEL INSTALL TUTORIAL

T7 ▶ FEATURED
IN TUTORIAL
SCAN



EPOXY MIXING PACK ▶

No.	OPERATION
00100E	FIBERGLASS HANDLE INSTALLATION, PARTS A & B

HOE NAIL ▶

No.	DESCRIPTION	DIMENSION
23603HOE	METAL	3/4" X 3/16" OVAL HEAD



SHOVEL RIVET ▶▶

No.	DESCRIPTION	DIMENSION
40005	METAL	1 3/4" X 3/16" OVAL HEAD



AXE SHEATH

No.	DESCRIPTION	COMPLETION
23127	CANVAS	CAMP AXE
23127C	LEATHER	3.5 LB. SINGLE BIT AXE
23127D	LEATHER	2.5 LB. DOUBLE BIT AXE
23127E	LEATHER	3.5 LB. DOUBLE BIT AXE



D-GRIP REPLACEMENT ▶

No.	DESCRIPTION
40006	METAL WITH WOODEN COBB
40006P	POLYPROPYLENE - SOLID ONE PIECE



HOE & RAKE FERRULE

No.	DESCRIPTION	DIMENSION	COMPLETION
00304A	GARDEN	3 3/4" L WITH 9/16" OPENING	STANDARD B & C HOE HANDLE
00304	COTTON	4 3/16" L WITH 5/8" OPENING	LIGHT COTTON HOE HANDLE



SQUEEGEES

SQUEEGEE FRAME: MADE OF 1" ANGLE ALUMINUM TO WHICH A 2" WIDE x 1/4" THICK STRIP OF HIGH-GRADE FLEXIBLE BLACK SQUEEGEE RUBBER OR NEOPRENE IS ATTACHED WITH CADMIUM PLATED SCREWS.

STRAIGHT

1 1/8" X 60" TAPERED HANDLE WITH STEEL BRACKET.



No.	DESCRIPTION	COMPLETION	WEIGHT
<i>M4118TP</i>	18" BLACK RUBBER	TAPERED HANDLE (REPLACEMENT HANDLE No. 01060A).	2.8 LBS.
<i>M4124TP</i>	24" BLACK RUBBER	TAPERED HANDLE (REPLACEMENT HANDLE No. 01060A).	3.2 LBS.
<i>M4136TP</i>	36" BLACK RUBBER	TAPERED HANDLE (REPLACEMENT HANDLE No. 01060A).	4.2 LBS.
<i>M4136TPN</i>	36" NEOPRENE	TAPERED HANDLE (REPLACEMENT HANDLE No. 01060A).	4.2 LBS.

CURVED

1 1/8" X 60" TAPERED HANDLE WITH STEEL BRACKET.



No.	DIMENSION	COMPLETION	WEIGHT
<i>M4618TP</i>	18" BLACK RUBBER	TAPERED HANDLE (REPLACEMENT HANDLE No. 01060A).	2.8 LBS.
<i>M4624TP</i>	24" BLACK RUBBER	TAPERED HANDLE (REPLACEMENT HANDLE No. 01060A).	3.2 LBS.
<i>M4636TP</i>	36" BLACK RUBBER	TAPERED HANDLE (REPLACEMENT HANDLE No. 01060A).	4.2 LBS.

REPLACEMENT BLADES BLACK RUBBER



No.	DIMENSION	COMPLETION	WEIGHT
<i>M4224R</i>	24"	FOR STRAIGHT OR CURVED FRAMES	0.9 LBS.
<i>M4236R</i>	36"	FOR STRAIGHT OR CURVED FRAMES	1.3 LBS.

SQUEEGEES

SQUEEGEE FRAME: MADE OF 1" ANGLE ALUMINUM TO WHICH A 2" WIDE x ¼" THICK STRIP OF HIGH-GRADE FLEXIBLE BLACK SQUEEGEE RUBBER OR NEOPRENE IS ATTACHED WITH CADMIUM PLATED SCREWS.

BLACKTOP SQUEEGEE & BRUSH COATER

THE BRUSH AND SQUEEGEE COMBINATION PERMITS A FAST AND ECONOMICAL DISTRIBUTION OF BLACK-TOP DRESSING ON DRIVEWAYS, STREETS, ROOFS AND PARKING AREAS. FIRST, BRUSH THE DRESSING INTO THE CRACKS AND HOLES, THEN USE THE SQUEEGEE TO SPREAD THE EXCESS DRESSING TO NEXT UNTREATED AREA.



No.	DESCRIPTION	DIMENSION	COMPLETION	WEIGHT
M4316S	PALMYRA STAPLE SET IN A SMOOTH SANDED HARDWOOD BLOCK WITH ONE THREADED HANDLE HOLE.	2" TRIM; 16" WIDE	REQUIRES No. 01148 HANDLE (NOT INCLUDED).	2.5 LBS.

WINDOW SQUEEGEE COMBINATION

ATTACHED RUBBER SQUEEGEE MADE OF HIGH-QUALITY RUBBER.

No.	DESCRIPTION	DIMENSION	COMPLETION	WEIGHT
M1422	SILVER FLAGGED TIP PLASTIC; STAPLE SET - CLEAR LACQUERED HARDWOOD BLOCK; PLATED STEEL HANDLE CONNECTOR	BLOCK LENGTH: 8"; TRIM LENGTH: 2 ½"	REQUIRES TAPERED HANDLE, EXAMPLE: No. 01048 HANDLE (NOT INCLUDED).	1.3 LBS.



AUTOMOTIVE

RECOMMENDED USE FOR ALL TYPES OF VEHICLES – FREIGHT VANS, TRUCKS BOATS, ETC. SOME FINISHES MAY BE MORE SUSCEPTIBLE TO SCRATCHING THAN OTHERS; ALWAYS TEST IN AN INCONSPICUOUS AREA BEFORE USE.



FOUNTAIN BRUSH HANDLE

STANDARD THREAD ON ONE END AND OTHER END IS EQUIPPED WITH WATER HOSE COUPLING.

No.	DESCRIPTION	WEIGHT
MF60	TWO PIECE ALUMINUM FLOW-THRU EXTENTION HANDLE WITH FOAM GRIPS AND REMOVEABLE PLASTIC CUT OFF VALVE. EXTENDS FROM 3'-5'.	0.95 LBS.



BI-LEVEL TRUCK WASH BRUSH

DENSELY FILLED AND STAPLE SET IN A FOAM PLASTIC BLOCK WITH 1 THREADED HANDLE HOLE; LESS HANDLE.

No.	DESCRIPTION	DIMENSION	COMPLETION	WEIGHT
M186N	GREEN NYLON; NOT ACID RESISTANT	BLOCK SIZE: 10"; TRIM: 2 3/8"	REQUIRES STANDARD TAPERED OR THREADED HANDLE (FLO-THRU HOLE FOR FOUNTAIN TYPE HANDLE) - No. MF60 HANDLE PURCHASED SEPARATELY.	1.3 LBS.



9" TRUCK WASH BRUSH

WHITE FLAGGED POLYSTYRENE; STAPLE SET - 9" FOAM PLASTIC BLOCK WITH A PROTECTIVE BUMPER; BLOCK HAS 1 THREADED AND 1 TAPERED HANDLE HOLE. ONE DOZEN PER MASTER CARTON.

No.	DIMENSION	COMPLETION	WEIGHT
M3029	SIZE OF BLOCK: 9" X 2 5/8"; LENGTH OF TRIM: 2 5/8"	No. MF60 HANDLE INCLUDED.	2.5 LBS.
M3029B	SIZE OF BLOCK: 9" X 2 5/8"; LENGTH OF TRIM: 2 5/8"	NO HANDLE - REQUIRES STANDARD TAPERED OR THREADED HANDLE (FLO-THRU HOLE FOR FOUNTAIN TYPE HANDLE), NO. MF60 HANDLE PURCHASED SEPARATELY.	1.5 LBS.



10" TRUCK WASH BRUSH

GREY FLAGGED PLASTIC; STAPLE SET - FOAM PLASTIC BLOCK WITH PROTECTIVE BUMPER; 1 THREADED AND 1 TAPERED HANDLE HOLE. ONE DOZEN PER MASTER CARTON.

No.	DIMENSION	COMPLETION	WEIGHT
M3032	SIZE OF BLOCK: 10"; LENGTH OF TRIM: 3".	No. MF60 HANDLE INCLUDED.	2.3 LBS.
M3032B	SIZE OF BLOCK: 10"; LENGTH OF TRIM: 3".	NO HANDLE - REQUIRES STANDARD TAPERED OR THREADED HANDLE (FLO-THRU HOLE FOR FOUNTAIN TYPE HANDLE), NO. MF60 HANDLE PURCHASED SEPARATELY.	1.3 LBS.



FENDER WASH BRUSH

STAPLE SET IN WAX TUMBLED HARDWOOD BLOCK WITH HANG UP HOLE.

No.	DESCRIPTION	DIMENSION	WEIGHT
M40	PALMYRA	BLOCK: 8" L X 3" W; LENGTH OF TRIM: 2"	1.2 LBS.
M49	WHITE TAMPICO	BLOCK: 12" L X 3" W; LENGTH OF TRIM: 2"	1.4 LBS.
M44	PALMYRA	BLOCK: 20" L X 3" W; LENGTH OF TRIM: 2"	1.5 LBS.
M45	WHITE TAMPICO	BLOCK: 20" L X 3" W; LENGTH OF TRIM: 2"	1.7 LBS.



GASOLINE PARTS BRUSH

No.	DESCRIPTION	DIMENSION	NOTATION	WEIGHT
M10	STIFF MULTI-COLORED TAMPICO; NATURAL LACQUERED WOOD HANDLE WITH HANG UP HOLE.	LENGTH OF FIBER: 3"; OVERALL LENGTH: 12"	FILLING MATERIAL SET IN 1" DIAMETER METAL FERRULE.	0.2 LBS.
M12	POLYPROPYLENE IN PLASTIC HANDLE WITH HANG UP HOLE.	LENGTH OF FIBER: 2 3/4"; OVERALL LENGTH: 10 1/2"	FILLING MATERIAL IS HEAT SET IN A POLYPROPYLENE FERRULE.	0.2 LBS.



WHITE SIDEWALL BRUSH

IDEAL FOR CLEANING WHITE SIDEWALL TIRES

No.	DESCRIPTION	DIMENSION	WEIGHT
M6N	WHITE NYLON; STAPLE SET - SMOOTH SANDED WAX TUMBLED HARDWOOD BLOCK.	BLOCK SIZE: 8 1/2"; LENGTH OF TRIM: 5/8"; 7 X 7 ROWS.	0.3 LBS.



WIRE WHEEL SPOKE BRUSH

No.	DESCRIPTION	DIMENSION	WEIGHT
M626	CREAM COLORED POLYPROPYLENE TWISTED IN WIRE ON FOAM PLASTIC HANDLE	BRUSH HEAD: 6" L X 2" DIAMETER TAPERING TO 13/16" DIAMETER. 6" OVERALL LENGTH.	0.2 LBS.



BRUSHES

BEAVER TAIL COUNTER DUSTER

STAPLE SET CLEAR LACQUERED HARDWOOD BLOCK WITH HANG UP HOLE IN HANDLE. DESIGNED FOR DUSTING AND CLEANING COUNTERS & WORK AREAS.

No.	DESCRIPTION	DIMENSION	WEIGHT
M54	BLACK HORSEHAIR	13 1/2" OVERALL; 8" FACE; 2 1/2" TRIM.	0.8 LBS.
M55	SILVER FLAGGED POLYPROPYLENE	13 1/2" OVERALL; 9" FACE; 2" TRIM.	0.8 LBS.

BOWL CLEANING

No.	DESCRIPTION	DIMENSION	WEIGHT
M156	HEAVILY FILLED WHITE TAMPICO FIBER TWISTED IN PLATED WIRE ON LACQUERED HARDWOOD HANDLE WITH HANG UP HOLE.	BRUSH HEAD SIZE: 4" X 5"; OVERALL LENGTH: 18"; HANDLE LENGTH: 12"	0.6 LBS.

HAND & NAIL

CLEANING HANDS AT JOB SITES, HOME OR WORK AREAS.

No.	TYPE	DIMENSION	NOTATION	WEIGHT
M176	WHITE TAMPICO	BLOCK SIZE: 4 3/4" L X 1 1/4" W; LENGTH OF TRIM: 5/8".	STAPLE SET IN SMOOTH SANDED AND WAXED HARDWOOD BLOCK.	0.4 LBS.
M176-P	WHITE PLASTIC	BLOCK SIZE: 4 3/4" L X 1 1/4" W; LENGTH OF TRIM: 5/8".	STAPLE SET IN SMOOTH SANDED AND WAXED HARDWOOD BLOCK.	0.4 LBS.

SMALL PARTS CLEANING

STAPLE SET IN TOOTHBRUSH-STYLE PLASTIC HANDLE. DESIGNED FOR GENERAL CLEANING IN METAL PLATING AND FINISHING INDUSTRIES OR FOR CLEANING SMALL PARTS, SEAMS AND SOLDERED JOINTS.

No.	DESCRIPTION	DIMENSION	WEIGHT
M271	BRASS WIRE	BLOCK SIZE: 7" L X 7/16" W; LENGTH OF TRIM: 1/2".	0.4 LBS.

DAIRY UTILITY

STAPLE SET IN POLYPROPYLENE BLOCK; SHORT ANGLED HANDLE (PREVENTS SCRAPED KNUCKLES). WILL NOT BREAK, CRACK OR ABSORB WATER. RECOMMENDED - FOOD INDUSTRY USE. **NOT RECOMMENDED FOR ACID SOLUTIONS.**

No.	DESCRIPTION	DIMENSION	WEIGHT
M68CP	YELLOW PLASTIC UTILITY BRUSH	BLOCK SIZE: 8 1/2"; LENGTH OF TRIM: 2".	0.5 LBS.

MASON ACID

HEAVILY FILLED WHITE TAMPICO FIBER STAPLE SET IN WAX TUMBLED HARDWOOD BLOCK. HANDLE NOT INCLUDED; LENGTH: 1/4"; WIDTH: 3"; TRIM LENGTH: 1 1/4"; 10.0 LBS. EACH CARTON.

No.	COMPLETION
M178	NO HANDLE HOLE.
M179	TAPERED HANDLE HOLE; REQUIRES No. 01048 HANDLE (NOT INCLUDED).
M179WH	TAPERED WOOD HANDLE INCLUDED.
M179T	WITH THREADED HANDLE HOLE; REQUIRES No. 01148 HANDLE (NOT INCLUDED).
M179TWH	WITH THREADED WOOD HANDLE INCLUDED.



BRUSHES

WATER PAINT

STAPLE SET IN CLEAR LACQUERED HARDWOOD BLOCK; 6 3/4" RED PAINTED HANDLE. HEAVILY FILLED BRUSH RECOMMENDED FOR THE PROFESSIONAL CONTRACTOR.

No.	DESCRIPTION	DIMENSION	WEIGHT
M561	BEST GRADE WHITE TAMPICO	BLOCK SIZE: 6 1/2" L X 2" W; LENGTH OF TRIM: 4"; 5 ROWS WIDE.	0.8 LBS.



PASTE / WHITE-WASH APPLICATOR

STAPLE SET IN SMOOTH SANDED WAX TUMBLED HARDWOOD BLOCK.

No.	DESCRIPTION	DIMENSION	WEIGHT
M567	TAMPICO	BLOCK SIZE: 7"; LENGTH OF TRIM: 3 1/4"; HANDLE LENGTH: 6 3/4"; 2 ROWS WIDE.	1.2 LBS.



BARBEQUE GRILL SCOURING

LONG WOOD HANDLE WITH HANG UP HOLE.

No.	DESCRIPTION	DIMENSION	WEIGHT
M4043	CRIMPED BRASS; STAPLE SET - SMOOTH WAX TUMBLED HARDWOOD BLOCK	BLOCK SIZE: 17 3/4" L X 2 1/2" W; LENGTH OF TRIM: 5/8"	1.3 LBS.



ROOFERS

STAPLE SET IN SMOOTH SANDED WAX TUMBLED 7" HARDWOOD BLOCK. USED FOR APPLYING SEALANTS TO ROOFS.

No.	DESCRIPTION	DIMENSION	COMPLETION	WEIGHT
M196	WHITE TAMPICO	2 1/2" TRIM LENGTH	TAPERED HOLE, REQUIRES No. 01048 (NOT INCLUDED).	0.7 LBS.
M196T	WHITE TAMPICO	2 1/2" TRIM LENGTH	THREADED HOLE, REQUIRES No. 01148 (NOT INCLUDED).	0.7 LBS.
M195T	TAMPAFIL PLASTIC	2" TRIM LENGTH	THREADED HOLE, REQUIRES No. 01148 (NOT INCLUDED).	0.6 LBS.



ROOFERS THREE KNOT

KNOTS ARE SECURELY ATTACHED IN A HARDWOOD BLOCK.

No.	DESCRIPTION	DIMENSION	COMPLETION	WEIGHT
M191	TAMPICO	BLOCK: 6 1/4" L X 1 3/4" W; TRIM LENGTH 4 1/8"	TAPERED HOLE, REQUIRES No. 01048 (NOT INCLUDED).	6.25 LBS.



BRUSHES



PAINTERS SCRATCH WITH SCRAPER

WIRE STAPLE SET IN WAX TUMBLED HARDWOOD BLOCK; SCRAPER & HANDLE BRACKET ATTACHED FOR SCALING & SCRAPING OLD PAINT.

No.	DESCRIPTION	DIMENSION	COMPLETION	WEIGHT
<i>M₅SC-15</i>	ROUND CARBON STEEL; SCRAPER & HANDLE BRACKET	BLOCK SIZE: 15" L X 2 1/4" W; LENGTH OF TRIM: 1 9/16"; 6 ROWS X 38 ROWS; SCRAPER WIDTH: 6".	REQUIRES No. 01060A HANDLE.	1.8 LBS.



SHOE HANDLE WIRE SCRATCH

STAPLE SET IN SMOOTH WAX TUMBLED HARDWOOD BLOCK.

No.	DESCRIPTION	DIMENSION	WEIGHT
<i>M₄SB</i>	TEMPERED BRASS	BLOCK SIZE: 10" L X 1" W; LENGTH OF TRIM: 1 1/8"; 4 ROWS X 16 ROWS.	0.5 LBS.
<i>M₄S</i>	ROUND CARBON STEEL	BLOCK SIZE: 10" L X 1" W; LENGTH OF TRIM: 1 1/8"; 4 ROWS X 16 ROWS.	0.4 LBS.
<i>M₄SC</i>	ROUND CARBON STEEL	BLOCK SIZE: 10" L X 1" W; LENGTH OF TRIM: 1 1/8"; 4 ROWS X 16 ROWS.	0.5 LBS.



STRAIGHT HANDLE SCRATCH

STAPLE SET IN SMOOTH WAX TUMBLED HARDWOOD BLOCK.

No.	DESCRIPTION	DIMENSION	WEIGHT
<i>M₈SC</i>	HEAVY GAUGED STEEL WIRE; STRAIGHT HANDLE WITH SCRAPER	BLOCK SIZE: 11 1/2" L X 1 1/2" W; LENGTH OF TRIM: 1 9/16"; 4 ROWS X 11 ROWS.	0.7 LBS.



STRAIGHT BACK WIRE SCRATCH

STAPLE SET IN SMOOTH SANDED HARDWOOD BLOCK.

No.	DESCRIPTION	DIMENSION	WEIGHT
<i>M₅S</i>	ROUND CARBON STEEL	BLOCK SIZE: 7 1/8" L X 2 1/4" W; LENGTH OF TRIM: 1 3/4"; 6 ROWS X 19 ROWS.	0.8 LBS.



WIRE SCRATCH

ROUND CARBON STEEL STAPLE SET IN SMOOTH WAX TUMBLED HARDWOOD BLOCK.

No.	DIMENSION	COMPLETION	WEIGHT
<i>M₁S</i>	BLOCK SIZE: 14" L X 1" W. LENGTH OF TRIM: 1 1/8". 3 ROWS X 19 ROWS.	CURVED HANDLE	0.5 LBS.
<i>M₁SC</i>	BLOCK SIZE: 14" L X 1" W. LENGTH OF TRIM: 1 1/8". 3 ROWS X 19 ROWS.	CURVED HANDLE WITH SCRAPER	0.5 LBS.



BRUSHES

ALL PURPOSE SCRUB

No.	DESCRIPTION	DIMENSION	WEIGHT
M166	WHITE TAMPICO FIBER STAPLE SET - WAX TUMBLED HARDWOOD BLOCK.	BLOCK LENGTH: 6 ¼"; LENGTH OF TRIM: 1 ½".	0.5 LBS.



DECK & SCRUB

HIGH QUALITY ACID PROOF, STAPLE SET IN SANDED HARDWOOD BLOCKS; ONE THREADED AND ONE TAPERED HANDLE HOLE.

No.	DESCRIPTION	DIMENSION	COMPLETION	WEIGHT
M314Y	YELLOW POLYPROPYLENE TRIM	14" BLOCK; 2"	REQUIRES No. 01148 OR No. 01048 HANDLE (<u>NOT INCLUDED</u>); BRACE NOT INCLUDED.	1.5 LBS.



HAND HELD SCRUB

STAPLE SET IN ONE-PIECE: PLASTIC BLOCK & HANDLE WHICH IS RAISED TO PREVENT HANDS FROM BEING DIPPED INTO CLEANING SOLUTION.

No.	DESCRIPTION	DIMENSION	WEIGHT
M167R	CRIMPED WHITE POLYPROPYLENE	BLOCK LENGTH: 6 ½" L X 2 ¼" W; LENGTH OF TRIM: 1"	0.5 LBS.



CONCRETE FINISH

STAPLE SET - CLEAR LACQUERED HARDWOOD. LIGHTWEIGHT, LONG HANDLE & SOFT GREY HORSEHAIR MAKE IT THE IDEAL TOOL FOR APPLYING A FINE FINISH ON CONCRETE.

No.	DIMENSION	COMPLETION	WEIGHT
M2918	18" L; 2 ½" TRIM	60" WOOD HANDLE	3.1 LBS.
M2918B	18" L; 2 ½" TRIM	REQUIRES No. 01260 (<u>NOT INCLUDED</u>).	2.1 LBS.
M2924	24" L; 2 ½" TRIM	60" WOOD HANDLE	3.9 LBS.
M2924B	24" L; 2 ½" TRIM	REQUIRES No. 01260 (<u>NOT INCLUDED</u>).	2.9 LBS.



FINE CONCRETE FINISH


BLACK POLYPROPYLENE STAPLE SET IN CLEAR LACQUERED HARDWOOD WI HANG UP HOLE. USED FOR APPLYING A FINE FINISH ON NEWLY POURED CONCRETE.

No.	DIMENSION	COMPLETION	WEIGHT
M2124	24" LENGTH; 3 ROWS FILLING - 3" TRIM.	WOOD HANDLE	0.9 LBS.
M2124B	24" LENGTH; 3 ROWS FILLING - 3" TRIM.	REQUIRES NO. 01260 (<u>NOT INCLUDED</u>).	1.4 LBS.



BROOMS & MOPS

HEAVY DUTY BRACE & SCRAPER



No.	DESCRIPTION	COMPLETION	OPERATION	WEIGHT
M98	STEEL SCRAPER.	ESPECIALLY RECOMMENDED FOR USE WITH No. 14A GARAGE BRUSHES.	A HANDY TOOL TO ATTACH TO A GARAGE BRUSH FOR SCRAPING LOOSE MUD, HEAVY GREASE, GUM, ETC.	0.4 LBS.
M99	HANDLE BRACE MADE OF ALUMINUM BAR STOCK.	INCLUDES ALL SCREWS AND WING NUTS.	FITS ALL <i>FLOOR & GARAGE BRUSHES</i>	0.3 LBS.

BROOM / BRUSH HANDLE



No.	DESCRIPTION	DIMENSION	WEIGHT
01048	48" TAPERED	DIAMETER: 15/16"	1.0 LBS.
01060	60" TAPERED	DIAMETER: 15/16"	1.0 LBS.
01060A	60" TAPERED	DIAMETER: 1 1/8"	1.5 LBS.
01072	72" TAPERED	DIAMETER: 1 1/8"	2.0 LBS.
01148	48" WOOD THREAD	DIAMETER: 15/16"	1.0 LBS.
01160	60" WOOD THREAD	DIAMETER: 15/16"	1.5 LBS.
01248	48" METAL THREAD	DIAMETER: 15/16"	1.0 LBS.
01260	60" METAL THREAD	DIAMETER: 15/16"	1.0 LBS.
01260A	60" METAL THREAD	DIAMETER: 1 1/8"	1.5 LBS.
01272	72" METAL THREAD	DIAMETER: 1 1/8"	2.0 LBS.

STREET BROOM: STAPLE SET IN A SMOOTH SANDED HARDWOOD BLOCK AND MADE FROM SOME OF THE HIGHEST QUALITY MATERIAL AVAILABLE, BUILT FOR USE IN RUGGED CONDITIONS AND MADE TO LAST. BULK PACKED, DURABLE LONG-LASTING PLASTIC WILL OUTLAST NATURAL FIBER. WILL NOT ABSORB ODORS, MILDEW, ROT OR DISCOLOR. WILL NOT ABSORB WATER AND RINSES CLEAN. WIDE FLARE ON ENDS ALLOWS CLOSE SWEEPING TO CURBS.



STREET BROOM CARBON STEEL

STAPLE SET IN SMOOTH SANDED HARDWOOD BLOCK WITH TWO TAPERED HOLES. WIDE FLARE ON ENDS ALLOWS CLOSE SWEEPING NEXT TO CURBS. USED FOR THOROUGH SWEEPING OF ASPHALT AND CONCRETE BEFORE APPLYING BLACK-TOP SEALANT AND FOR SWEEPING LOOSE PEA GRAVEL AND DIRT FROM ROOFS BEFORE RE-TARRING.

No.	DIMENSION	COMPLETION	WEIGHT
M3916	16" BRUSH WIDTH; 3 3/4" TRIM LENGTH.	BRACE NOT INCLUDED - REQUIRES STANDARD TAPERED HANDLE (<i>NOT INCLUDED</i>).	3.8 LBS.

No. 13 LINE STREET BROOM HEAVY GAUGE WHITE PLASTIC

STAPLE SET IN SMOOTH SANDED HARDWOOD BLOCK. DURABLE LONG-LASTING PLASTIC WILL OUTLAST NATURAL FIBER. WILL NOT ABSORB ODORS, MILDEW, ROT OR DISCOLOR. WILL NOT ABSORB WATER AND RINSES CLEAN. WIDE FLARE ON ENDS ALLOWS CLOSE SWEEPING TO CURBS. NO BRACE INCLUDED. RECOMMENDED FOR WET OR DRY SWEEPING WHERE A RUGGED BROOM IS REQUIRED ON ROUGH SURFACES SUCH AS CONCRETE OR ASPHALT STREET GUTTERS, DAIRY BARN, HIGHWAY CONSTRUCTION, ETC..



No.	DIMENSION	COMPLETION	WEIGHT
M1316	16" BRUSH WIDTH; 4 1/4" TRIM LENGTH	REQUIRES No. 01060A (<i>NOT INCLUDED</i>).	2.6 LBS.
M1316WH	16" BRUSH WIDTH; 4 1/4" TRIM LENGTH	60" TAPERED HDLE (<i>INCLUDED</i>).	3.6 LBS.
M1324	24" BRUSH WIDTH; 4 1/4" TRIM LENGTH	REQUIRES No. 01060A (<i>NOT INCLUDED</i>).	3.4 LBS.
M1324WH	24" BRUSH WIDTH; 4 1/4" TRIM LENGTH	60" TAPERED HDLE (<i>INCLUDED</i>).	4.4 LBS.



BROOMS & MOPS

No. 15 LINE STREET BROOM

PALMYRA STALK

STAPLE SET IN SMOOTH SANDED HARDWOOD BLOCK. WIDE FLARE ON ENDS ALLOWS CLOSE SWEEPING TO CURBS. FOR WET OR DRY SWEEPING IN DAIRY BARN, STREET SWEEPING, HIGHWAY WORK, ETC.

No.	DIMENSION	COMPLETION	WEIGHT
M1516P	16" BRUSH WIDTH; 6 1/4" TRIM	REQUIRES: No. 01060A (<i>NOT INCLUDED</i>).	3.0 LBS.
M1516PWH	16" BRUSH WIDTH; 6 1/4" TRIM	60" TAPERED HDLE (<i>INCLUDED</i>).	4.0 LBS.
M1524P	24" BRUSH WIDTH; 6 1/4" TRIM	REQUIRES: No. 01060A (<i>NOT INCLUDED</i>).	4.1 LBS.
M1524PWH	24" BRUSH WIDTH; 6 1/4" TRIM	60" TAPERED HDLE (<i>INCLUDED</i>).	5.1 LBS.



LINE FLOOR BRUSH: BUILT TO PERFORM, BUILT TO LAST. CONSTRUCTED OF ONLY THE HIGHEST QUALITY AVAILABLE NATURAL AND/OR SYNTHETIC FILAMENTS AND STAPLE SET INTO CLEAR LACQUERED SELECT HARDWOOD HALF ROUND OR PLASTIC BLOCKS.

No. 37 LINE STREET BROOM

SILVER FLAGGED TIP PLASTIC

STAPLE SET IN CLEAR LACQUERED HALF-ROUND HARDWOOD BLOCK. FOR SWEEPING SMOOTH, HIGHLY POLISHED FLOORS, VARNISHED WOOD OR SMOOTH CONCRETE. WILL SWEEP FINEST DUST OR GRIT. DO NOT USE WITH OIL BASE SWEEPING COMPOUND.

No.	DIMENSION	COMPLETION	WEIGHT
M3718	18" BRUSH WIDTH; 3" TRIM LENGTH	60" METAL THREAD HDLE (No. 01260)	3.0 LBS.
M3718B	18" BRUSH WIDTH; 3" TRIM LENGTH	HEAD ONLY: No. 01260 (<i>NOT INCLUDED</i>).	2.0 LBS.
M3724	24" BRUSH WIDTH; 3" TRIM LENGTH	60" METAL THREAD HDLE (No. 01260)	3.2 LBS.
M3724B	24" BRUSH WIDTH; 3" TRIM LENGTH	HEAD ONLY: No. 01260 (<i>NOT INCLUDED</i>).	2.2 LBS.
M3736	36" BRUSH WIDTH; 3" TRIM LENGTH	60" METAL THREAD HDLE (No. 01260); M99 BRACE	5.2 LBS.
M3736B	36" BRUSH WIDTH; 3" TRIM LENGTH	HEAD AND M99 BRACE ONLY: No. 01260 (<i>NOT INCLUDED</i>).	4.2 LBS.



No. 10 LINE FLOOR BROOM

100% SELECTED BLACK TAMPICO

RECOMMENDED FOR DRY SWEEPING SEMI-SMOOTH FLOORS.

No.	DIMENSION	COMPLETION	WEIGHT
M1030	30" BRUSH WIDTH; 3" TRIM LENGTH	INCLUDED: 60" METAL THREAD HDLE ; M99 BRACE	4.7 LBS.
M1030B	30" BRUSH WIDTH; 3" TRIM LENGTH	INCLUDED: M99 BRACE; REQUIRES No. 01260 (<i>NOT INCLUDED</i>).	3.6 LBS.
M1036	36" BRUSH WIDTH; 3" TRIM LENGTH	INCLUDED: 60" METAL THREAD HDLE ; M99 BRACE	5.2 LBS.
M1036B	36" BRUSH WIDTH; 3" TRIM LENGTH	INCLUDED: M99 BRACE; REQUIRES No. 01260 (<i>NOT INCLUDED</i>).	4.2 LBS.



BROOMS & MOPS

No. 18 LINE FLOOR BROOM

100% SELECTED BLACK TAMPICO

RECOMMENDED FOR DRY SWEEPING SEMI-SMOOTH FLOORS.



No.	DIMENSION	COMPLETION	WEIGHT
M1818	18" BRUSH WIDTH; 2 1/2" TRIM LENGTH.	INCLUDED: 60" WOOD THREAD HDLE	2.8 LBS.
M1818B	18" BRUSH WIDTH; 2 1/2" TRIM LENGTH.	REQUIRES: No. 01160 (NOT INCLUDED).	2.8 LBS.
M1824	24" BRUSH WIDTH; 2 1/2" TRIM LENGTH.	INCLUDED: 60" WOOD THREAD HDLE	3.4 LBS.
M1824B	24" BRUSH WIDTH; 2 1/2" TRIM LENGTH.	REQUIRES: No. 01160 (NOT INCLUDED).	3.3 LBS.

No. 26 LINE FLOOR BRUSH

BLACK HORSEHAIR & POLYPROPYLENE

STAPLE SET - CLEAR LACQUERED HALF-ROUND HARDWOOD BLOCK. USED FOR WET OR DRY SWEEPING. THIS BRUSH WILL SWEEP FINE OR COARSE DEBRIS ON ALL TYPES OF SURFACES.

No.	DIMENSION	COMPLETION	WEIGHT
M2636	36" WIDTH; 3" TRIM LENGTH	INCLUDES: 60" METAL THREAD HDLE; M99 BRACE.	5.2 LBS.



GARAGE BRUSH: STAPLE SET IN A CLEAR LACQUERED HARDWOOD BLOCK (UNLESS OTHERWISE NOTED). MADE FROM THE HIGHEST QUALITY MATERIAL AVAILABLE, BUILT TO LAST. PACKED IN INDIVIDUAL CARTONS.

No. 12 LINE GARAGE BRUSH

4" POLYPALM PLASTIC

STAPLE SET IN CLEAR LACQUERED HARDWOOD; BRACE NOT INCLUDED. USED FOR WET OR DRY SWEEPING ROUGH CONCRETE OR ASPHALT FLOORS SUCH AS SERVICE STATION DRIVEWAYS, CREAMERY AND PACKING HOUSE FLOORS. WILL NOT SOFTEN WHEN EXPOSED TO WATER, OILS OR GREASE.



No.	DIMENSION	COMPLETION	WEIGHT
M1218	18" BRUSH WIDTH	60" METAL THREAD HDLE (INCLUDED).	3.8 LBS.
M1218B	18" BRUSH WIDTH	REQUIRES No. 01260A	2.8 LBS.
M1224	24" BRUSH WIDTH	60" METAL THREAD HDLE (INCLUDED).	4.5 LBS.
M1224B	24" BRUSH WIDTH	REQUIRES No. 01260A	3.8 LBS.



BROOMS & MOPS

No. 14 LINE GARAGE BRUSH

4" PRIME STIFF PALMYRA

STAPLE SET IN CLEAR LACQUERED HARDWOOD. RECOMMENDED FOR WET OR DRY SWEEPING UNDER ROUGH CONDITIONS SUCH AS WET AND GREASY CONCRETE FLOORS IN SERVICE STATIONS, PACKING HOUSES, CREAMERIES, ETC.

No.	DIMENSION	COMPLETION	WEIGHT
M1418	18" BRUSH WIDTH	60" METAL THREAD HDLE (INCLUDED)	3.6 LBS.
M1418B	18" BRUSH WIDTH	REQUIRES No. 01260A	2.6 LBS.
M1424	24" BRUSH WIDTH	60" METAL THREAD HDLE (INCLUDED)	4.2 LBS.
M1424B	24" BRUSH WIDTH	REQUIRES No. 01260A;	3.2 LBS.
M1430	30" BRUSH WIDTH	INCLUDED: 60" METAL THREAD HDLE; M99 BRACE.	5.0 LBS.
M1430B	30" BRUSH WIDTH	INCLUDED: M99 BRACE. REQUIRES No. 01260A	4.0 LBS.
M1436	36" BRUSH WIDTH	INCLUDED: 60" METAL THREAD HDLE; M99 BRACE.	6.0 LBS.
M1436B	36" BRUSH WIDTH	INCLUDED: M99 BRACE. REQUIRES No. 01260A	5.0 LBS.



BROOM WITH HANDLE

No.	DESCRIPTION	WEIGHT
01412	#36S WAREHOUSE; 1 WIRE, 3 SEW; NATURAL FIBER	3.0 LBS.
01414	HIGH GRADE; 6 SEW	2.0 LBS.
01430	ECONOMY; 4 SEW	2.0 LBS.
M463	12" ANGLED, FLAGGED BLACK PLASTIC; 48" METAL HANDLE	1.6 LBS.

DUST MOP & HANDLE

MOP HEADS ARE MADE OF 4 PLY, LOOPED END WHITE COTTON YARN EVENLY SEWN ON SANFORIZED DUCK. OUTSIDE YARN IS SEWN ON DUCK WITH TWO ROWS OF LOCK STITCHING. CONVENIENT ZIPPER FOR EASY CHANGING OF MOP HEAD. HANDLE COMES WITH 360° MOBILITY PLATED METAL CLIP-ON.

No.	DESCRIPTION	DIMENSION	COMPLETION	WEIGHT
01818C	18" DUST MOP W/HANDLE	5" x 18"	FRAME & HANDLE	3.5 LBS.
01818	18" DUST MOP HEAD ONLY	5" x 18"	HEAD ONLY	1.5 LBS.
01818F	18" DUST MOP FRAME	5" x 18"	FRAME ONLY	1.0 LBS.
01824C	24" DUST MOP W/HANDLE	5" x 24"	FRAME & HANDLE	4.0 LBS.
01824	24" DUST MOP HEAD ONLY	5" x 24"	HEAD ONLY	2.0 LBS.
01824F	24" DUST MOP FRAME	5" x 24"	FRAME ONLY	1.5 LBS.
01836C	36" DUST MOP W/HANDLE	5" x 36"	FRAME & HANDLE	4.5 LBS.
01836	36" DUST MOP HEAD ONLY	5" x 36"	HEAD ONLY	2.5 LBS.
01836F	36" DUST MOP FRAME	5" x 36"	FRAME ONLY	2.0 LBS.
01860H	WOOD DUST MOP HANDLE WITH 360° CLIP-ON	60"	DUST MOP HEAD & FRAME NEEDED	2.0 LBS.



BROOMS & MOPS



STA-FLAT MOP & HANDLE

No.	DESCRIPTION	WEIGHT
01616	16 OZ. COTTON (HEAD ONLY)	1.0 LBS.
01624	24 OZ. COTTON (HEAD ONLY)	1.5 LBS.
01632	32 OZ. COTTON (HEAD ONLY)	2.0 LBS.
01612R	12 OZ. RAYON (HEAD ONLY)	0.5 LBS.
01616R	16 OZ. RAYON (HEAD ONLY)	1.0 LBS.
01624R	24 OZ. RAYON (HEAD ONLY)	1.5 LBS.
01632R	32 OZ. RAYON (HEAD ONLY)	2.0 LBS.
01660	54" WOOD HANDLE FOR THE STA-FLAT MOP	1.5 LBS.



MOP WITH HANDLE

No.	DESCRIPTION	WEIGHT
01700R	BLUE ROOFING MOP WITH WOOD HANDLE	3.0 LBS.
01708	8 OZ. COTTON MOP WITH WOOD HANDLE	1.5 LBS.
01712	12 OZ. COTTON MOP WITH WOOD HANDLE	2.0 LBS.
01716	16 OZ. COTTON MOP WITH WOOD HANDLE	2.5 LBS.
01724	24 OZ. COTTON MOP WITH WOOD HANDLE	3.5 LBS.
01732	32 OZ. COTTON MOP WITH WOOD HANDLE	4.0 LBS.
01816	16 OZ. RAYON MOP WITH WOOD HANDLE	2.0 LBS.



QUICK-CHANGE MOP HANDLE

STANDARD WING NUT CONSTRUCTION WITH CHANNEL-TYPE CROSS BAR THAT DETACHES FROM ONE SIDE TO ALLOW QUICK CHANGE OF MOP HEAD.

No.	DESCRIPTION	WEIGHT
01750	60" WOOD HANDLE SECURELY FASTENED TO HEAVILY ZINC PLATED STEEL	2.0 LBS.



COTTON MOP

No.	DESCRIPTION	WEIGHT
01516	16 OZ. (HEAD ONLY)	1.0 LBS.
01524	24 OZ. (HEAD ONLY)	1.5 LBS.
01532	32 OZ. (HEAD ONLY)	2.0 LBS.



COMPLETE TOOLS

SINGLE BIT AXE

ALSO AVAILABLE WITH A STRAIGHT HANDLE.

No.	DESCRIPTION	RESTORATION	WEIGHT
22235	3.5 LB. HEAD 36" WOOD HANDLE	HANDLE No. 00107	5.0 LBS.
22235F	3.5 LB. HEAD 36" FIBERGLASS HANDLE	HANDLE No. 00106F	6.0 LBS.



BOY'S / HOUSE AXE

No.	DESCRIPTION	RESTORATION	WEIGHT
22325	2.5 LB. BOY'S ON 28" WOOD HANDLE	HANDLE No. 00109	4.0 LBS.
22325H	2.5 LB. HOUSE ON 18" WOOD HANDLE	HANDLE No. 00111	3.5 LBS.



CAMP AXE

No.	DESCRIPTION	RESTORATION	NOTATION	WEIGHT
23125R	1.25lb HEAD ON 14" WOOD HANDLE	HANDLE No. 00245	NO SHEATH	1.75 LBS.
23125RS	1.25lb HEAD ON 14" WOOD HANDLE	HANDLE No. 00245	SHEATH	1.75 LBS.
23125RF	1.25lb HEAD ON 14" FIBERGLASS HANDLE	HANDLE No. 00244F	NO SHEATH	2.25 LBS.



DOUBLE BIT AXE

No.	DESCRIPTION	RESTORATION	WEIGHT
22135	3.5lb HEAD ON 36" WOOD HANDLE	HANDLE No. 00115	5.0 LBS.
22135F	3.5lb HEAD ON 36" FIBERGLASS HANDLE	HANDLE No. 00114F	6.0 LBS.



DOUBLE BIT "CRUISER" AXE

No.	DESCRIPTION	RESTORATION	WEIGHT
22225	2.5 LB. HEAD ON 28" WOOD HANDLE	HANDLE No. 00119	4.0 LBS.



AXE EYE MAUL

No.	DESCRIPTION	RESTORATION	WEIGHT
20306	6 LB. HEAD ON 36" WOOD HANDLE	HANDLE No. 00113	7.5 LBS.
20308	8 LB. HEAD ON 36" WOOD HANDLE	HANDLE No. 00113	9.5 LBS.



COMPLETE TOOLS



SLEDGE EYE MAUL 36" HANDLE

No.	DESCRIPTION	RESTORATION	WEIGHT
20406	WOOD HANDLE	HANDLE No. 00101	7.5 LBS.
20408	WOOD HANDLE	HANDLE No. 00101	9.5 LBS.
20406F	FIBERGLASS HANDLE	HANDLE No. 00100F	8.0 LBS.
20408F	FIBERGLASS HANDLE	HANDLE No. 00100F	10.0 LBS.



RUBBER MALLET

No.	DESCRIPTION	WEIGHT
LRM08	8 OZ. RUBBER MALLET	0.5 LBS.
LRM32	32 OZ. RUBBER MALLET	2.5 LBS.



SPLITTING WEDGE

No.	DESCRIPTION	WEIGHT
21103	3 LB. SQUARE HEAD	3.0 LBS.
21104	4 LB. SQUARE HEAD	4.0 LBS.
21105	5 LB. SQUARE HEAD	5.0 LBS.
21108	8 LB. SQUARE HEAD	8.0 LBS.



BRICK HAMMER

No.	DESCRIPTION	RESTORATION	WEIGHT
B4230/18	18 OZ HEAD - IMPORT HANDLE	HANDLE No. 00218/00219	1.7 LBS.
B4230/20	20 OZ HEAD - STEEL HANDLE	NON-APPLICABLE	1.9 LBS.
B4230/24	24 OZ HEAD - IMPORT HANDLE	HANDLE No. 00218/00219	2.0 LBS.





**STRIKING TOOL
HANDLE
INSTALLATION**

T6 ▶ FEATURED
IN TUTORIAL
SCAN



**FIBERGLASS HANDLE
INSTALLATION FOR
SLEDGEHAMMER**

T3 ▶ FEATURED
IN TUTORIAL
SCAN

DOUBLE FACED SLEDGE HAMMER

No.	DESCRIPTION	RESTORATION	WEIGHT
20122 ▶	2 LB. HEAD ON 16" WOOD HANDLE	HANDLE No. 00223-14	2.5 LBS.
20203	3 LB. HEAD ON / 16" WOOD HANDLE	HANDLE No. 00222/00223	3.5 LBS.
20204	4 LB. HEAD ON 16" WOOD HANDLE	HANDLE No. 00222/00223	4.5 LBS.
20206	6 LB. HEAD ON 36" WOOD HANDLE	HANDLE No. 00100/00101	7.5 LBS.
20208	8 LB. HEAD ON 36" WOOD HANDLE	HANDLE No. 00100/00101	9.5 LBS.
20210	10 LB. HEAD ON 36" WOOD HANDLE	HANDLE No. 00100/00101	11.5 LBS.
20212	12 LB. HEAD ON 36" WOOD HANDLE	HANDLE No. 00100/00101	13.5 LBS.
20216	16 LB. HEAD ON 36" WOOD HANDLE	HANDLE No. 00100B/00101B	17.5 LBS.
20220	20 LB. HEAD ON 36" WOOD HANDLE	HANDLE No. 00100B/00101B	21.5 LBS.



DOUBLE FACED SLEDGE HAMMER FIBERGLASS

No.	DESCRIPTION	RESTORATION	WEIGHT
20122F	2 LB. HEAD ON 16" FIBERGLASS HANDLE	HANDLE No. 00222F	3.0 LBS.
20203F	3 LB. HEAD ON 16" FIBERGLASS HANDLE	HANDLE No. 00222F	4.0 LBS.
20204F ▶	4 LB. HEAD ON 16" FIBERGLASS HANDLE	HANDLE No. 00222F	5.0 LBS.
20206F	6 LB. HEAD ON 36" FIBERGLASS HANDLE	HANDLE No. 00100F	8.0 LBS.
20208F	8 LB. HEAD ON 36" FIBERGLASS HANDLE	HANDLE No. 00100F	10.0 LBS.
20210F	10 LB. HEAD ON 36" FIBERGLASS HANDLE	HANDLE No. 00100F	12.0 LBS.
20212F	12 LB. HEAD ON 36" FIBERGLASS HANDLE	HANDLE No. 00100F	14.0 LBS.
20216F	16 LB. HEAD ON 36" FIBERGLASS HANDLE	HANDLE No. 00100F	18.0 LBS.
20220F	20 LB. HEAD ON 36" FIBERGLASS HANDLE	HANDLE No. 00100F	22.0 LBS.



DRILL HAMMER 10.5" HANDLE

No.	DESCRIPTION	RESTORATION	WEIGHT
20002	2 LB. HEAD W/ WOOD HANDLE	HANDLE No. 00230/00231	2.5 LBS.
20003	3 LB. HEAD W/ WOOD HANDLE	HANDLE No. 00230/00231	3.5 LBS.
20004	4 LB. HEAD W/ WOOD HANDLE	HANDLE No. 00230/00231	4.5 LBS.
20002F	2 LB. HEAD W/ FIBERGLASS HANDLE	HANDLE No. 00230F	3.0 LBS.
20003F	3 LB. HEAD W/ FIBERGLASS HANDLE	HANDLE No. 00230F	4.0 LBS.
20004F	4 LB. HEAD W/ FIBERGLASS HANDLE	HANDLE No. 00230F	5.0 LBS.



COMPLETE TOOLS

BALL PEIN HAMMER



No.	DESCRIPTION	RESTORATION	WEIGHT
23150-04	4 OZ. HEAD WITH 10" WOOD HANDLE	HANDLE No. 00208/00209	0.5 LBS.
23150	8 OZ. HEAD WITH 10" WOOD HANDLE	HANDLE No. 00208/00209	1.0 LBS.
23150-12	12 OZ. HEAD WITH 12" WOOD HANDLE	HANDLE No. 00210/00211	1.2 LBS.
23151	16 OZ. HEAD WITH 14" WOOD HANDLE	HANDLE No. 00212/00213	1.5 LBS.
23152	24 OZ. HEAD WITH 16" WOOD HANDLE	HANDLE No. 00214/00215	2.0 LBS.
23153	32 OZ. HEAD WITH 16" WOOD HANDLE	HANDLE No. 00214/00215	2.5 LBS.
23154	40 OZ. HEAD WITH 18" WOOD HANDLE	HANDLE No. 00216/00217	3.0 LBS.
23155	48 OZ. HEAD WITH 18" WOOD HANDLE	HANDLE No. 00216/00217	3.5 LBS.
23151F	16 OZ. HEAD WITH 14" FIBERGLASS HANDLE	HANDLE No. 00208F	2.5 LBS.
23152F	24 OZ. HEAD WITH 16" FIBERGLASS HANDLE	HANDLE No. 00222F	3.0 LBS.
23153F	32 OZ. HEAD WITH 18" FIBERGLASS HANDLE	HANDLE No. 00216F	3.5 LBS.



**STRIKING TOOL
HANDLE
INSTALLATION**
T6 ▶ FEATURED
IN TUTORIAL
SCAN

CROSS PEIN HAMMER



No.	DESCRIPTION	RESTORATION	WEIGHT
20102	2 LB. HEAD W/ 16" WOOD HANDLE	HANDLE No. 00223-14	2.5 LBS.
20103 ▶	3 LB. HEAD W/ 16" WOOD HANDLE	HANDLE No. 00223	3.5 LBS.
20104	4 LB. HEAD W/ 16" WOOD HANDLE	HANDLE No. 00223	4.5 LBS.
20102F	2 LB. HEAD W/ 16" FIBERGLASS HANDLE	HANDLE No. 00222F	3.0 LBS.
20103F	3 LB. HEAD W/ 16" FIBERGLASS HANDLE	HANDLE No. 00222F	4.0 LBS.
20104F	4 LB. HEAD W/ 16" FIBERGLASS HANDLE	HANDLE No. 00222F	5.0 LBS.

CURVED CLAW HAMMER



No.	DESCRIPTION	RESTORATION	WEIGHT
23131	13 OZ. HEAD - 13" WOOD HANDLE	HANDLE No. 00202/00203	1.7 LBS.
23132	16 OZ. HEAD - 14" WOOD HANDLE	HANDLE No. 00204/00205	1.5 LBS.
23132F	16 OZ. HEAD - 16" FIBERGLASS HANDLE	HANDLE No. 00206-OCTF	2.5 LBS.
23133	20 OZ. HEAD - 16" WOOD HANDLE	HANDLE No. 00206/00207	1.7 LBS.

PAINTED CURVED CLAW HAMMER 14" BRAZILIAN WOOD HANDLE



No.	DESCRIPTION	RESTORATION	WEIGHT
B4165/08	8 OZ. HEAD - IMPORT HANDLE	HANDLE No. 00204/00205	1.0 LBS.
B4170/16	16 OZ. HEAD - IMPORT HANDLE	HANDLE No. 00204/00205	1.5 LBS.

STRAIGHT RIP CLAW HAMMER



No.	DESCRIPTION	RESTORATION	WEIGHT
23134	16 OZ. HEAD - 14" WOOD HANDLE	HANDLE No. 00204/00205	1.5 LBS.
23135	20 OZ. HEAD - 16" WOOD HANDLE	HANDLE No. 00206/00207	1.7 LBS.
23134F	16 OZ. HEAD - 16" FIBERGLASS HANDLE	HANDLE No. 00206-OCTF	2.5 LBS.



COMPLETE TOOLS



**KNOW YOUR
GARDEN
HOES 101**
T4 ▶ FEATURED
IN TUTORIAL
SCAN



**HOE & RAKE
HANDLE
INSTALLATION**
T1 ▶ FEATURED
IN TUTORIAL
SCAN

BUTTERFLY HOE

No.	DESCRIPTION	COMPLETION	WEIGHT
40310 ▶	60" WOOD HANDLE	HANDLE No. 00303RWF	2.0 LBS

MORTAR HOE

No.	DESCRIPTION	RESTORATION	WEIGHT
40350	9" BLADE HEAD WITH 60" WOOD HANDLE	HANDLE No. 00330	2.5 LBS.
40350A	7" BLADE HEAD WITH 60" WOOD HANDLE	HANDLE No. 00305-WF	2.0 LBS.

WARREN HOE

No.	DESCRIPTION	RESTORATION	WEIGHT
40352 ▶	60" WOOD HANDLE	HANDLE No. 00303RWF	2.0 LBS.

SHANK GARDEN HOE

SHANK RATHER THAN A FERRULE WELDED ON TO THE HOE BLADE; FITS INSIDE BORED HANDLE.

No.	DESCRIPTION	COMPLETION	WEIGHT
40306 ▶	6" BLADE HEAD WITH 60" WOOD HANDLE	HANDLE No. 00303RWF	2.0 LBS
40307	7" BLADE HEAD WITH 60" WOOD HANDLE	HANDLE No. 00303RWF	2.0 LBS
40308 ▶	8" BLADE HEAD WITH 60" WOOD HANDLE	HANDLE No. 00303RWF	2.0 LBS

EYE HOE BLADE

No.	DESCRIPTION	COMPLETION	WEIGHT
40327-0	6" BLADE HEAD ONLY	HANDLE No. 00306/00306W/00306F	1.0 LBS
40327-M	7" BLADE HEAD ONLY	HANDLE No. 00306/00306W/00306F	3.0 LBS
40327-2	8" BLADE HEAD ONLY	HANDLE No. 00306/00306W/00306F	2.0 LBS

ONE PRONG HOE

No.	DESCRIPTION	WEIGHT
40301	54" WOOD HANDLE	2.0 LBS.

TWO PRONG HOE

No.	DESCRIPTION	WEIGHT
40301B	54" WOOD HANDLE	2.0 LBS.



COMPLETE TOOLS



TWO PRONG BERRY HOE

No.	DESCRIPTION	RESTORATION	WEIGHT
40485-2HD	BLADE HEAD ONLY	HANDLE No. 00307-18	2.0 LBS.
40485-218	18" WOOD HANDLE	HANDLE No. 00307-18	3.0 LBS.
40485-2WH	48" WOOD HANDLE	HANDLE No. 00307	3.0 LBS.

E Z DIG BERRY HOE

No.	DESCRIPTION	COMPLETION / RESTORATION	WEIGHT
40485	2.0 LB. HEAD ONLY	HANDLE No. 00307-18	2.0 LBS.
40485WH18	2.0 LB. HEAD - 18" WOOD HANDLE	HANDLE No. 00307-18	3.0 LBS.
40485WH	2.0 LB. HEAD - 48" WOOD HANDLE	HANDLE No. 00307	3.0 LBS.

*POLY BELL IS GREAT FOR RAILROAD WORK OR CONSTRUCTION WHERE OVERSTRIKING CAUSES FREQUENT HANDLE LOSSES. POLYPROPYLENE IS EXTREMELY RESILIENT AND DURABLE.



CUTTER MATTOCK

No.	DESCRIPTION	COMPLETION / RESTORATION	WEIGHT
20525	2.5 LB. HEAD - 36" WOOD HANDLE	HANDLE No. 00120/00121	4.0 LBS.
20535	5.0 LB. HEAD ONLY	HANDLE No. 00124/00125	5.0 LBS.
20535WWH	5.0 LB. HEAD - 36" WOOD HANDLE	HANDLE No. 00124/00125	7.25 LBS.



PICK MATTOCK

No.	DESCRIPTION	COMPLETION / RESTORATION	WEIGHT
20625	2.5 LB. HEAD - 36" WOOD HANDLE	HANDLE No. 00120/00121	4.0 LBS.
20633	3.0 LB. HEAD ONLY	HANDLE No. 00126/00127 - 36" OR 00128/00129 - 18"	3.0 LBS.
20633-WH	3.0 LB. HEAD - 36" WOOD HANDLE	HANDLE No. 00126/00127	5.25 LBS.
20633-GI	3.0 LB. HEAD - 18" G.I. WOOD HANDLE	HANDLE No. 00128/00129	4.0 LBS.
20635	5.0 LB. HEAD ONLY	HANDLE No. 00124/00125	5.0 LBS.
20635WWH	5.0 LB. HEAD - 36" WOOD HANDLE	HANDLE No. 00124/00125	7.25 LBS.

RAILROAD PICK

No.	DESCRIPTION	COMPLETION / RESTORATION	WEIGHT
20705	5.0 LB. HEAD ONLY	HANDLE No. 00124/00125	5.0 LBS.
20705WWH	5.0 LB. HEAD - 36" WOOD HANDLE	HANDLE No. 00124/00125	7.25 LBS.
20706	6.0 LB. HEAD ONLY	HANDLE No. 00124/00125	6.0 LBS.
20706WWH	6.0 LB. HEAD - 36" WOOD HANDLE	HANDLE No. 00124/00125	8.25 LBS.
20707	7.0 LB. HEAD ONLY	HANDLE No. 00124/00125	7.0 LBS.
20707WWH	7.0 LB. HEAD - 36" WOOD HANDLE	HANDLE No. 00124/00125	9.25 LBS.



COMPLETE TOOLS

CORN DRAG

No.	DESCRIPTION	DIMENSION	RESTORATION	WEIGHT
40210C	FORGED HEAD WITH 4 ROUND TINES ON 48" WOOD HANDLE	8 1/2" x 10"	HANDLE No. 00328	3.7 LBS



SPEEDY CULTIVATOR

No.	DESCRIPTION	RESTORATION	WEIGHT
40211	54" WOOD HANDLE	HANDLE No. 00302RWF	2.0 LBS



POTATO HOOK 48" WOOD HANDLE

FORGED HEAD WITH 4 TINES.

No.	DESCRIPTION	DIMENSION	RESTORATION	WEIGHT
40210	HEAVY - FLAT TINES	7" x 8 1/2"	HANDLE No. 00328	4.0 LBS
40209	LIGHT - ROUND TINES	6 1/2" x 6 1/4"	HANDLE No. 00305-54WF	2.8 LBS



COTTON SEED FORK

BENT PATTERN WITH DIAMOND SHAPED TINES.

No.	DESCRIPTION	DIMENSION	COMPLETION	WEIGHT
40206	30" D-HANDLE	15" X 14" WITH 1 1/8" SPACING.	HANDLE No. 00324	6.10 LBS
40206L	48" WOOD HANDLE	15" X 14" WITH 1 1/8" SPACING.	HANDLE No. 00325E	6.10 LBS



ENSILAGE FORK

15" x 13" WITH 1 5/8" SPACING BENT PATTERN.

No.	DESCRIPTION	RESTORATION	WEIGHT
40206E	30" D-HANDLE	HANDLE No. 00324	6.10 LBS.
40206EL	48" WOOD HANDLE	HANDLE No. 00325E	6.10 LBS.



3 TINE PITCH FORK

BENT PATTERN, OVAL TINES, SHARPENED & TEMPERED.

No.	DESCRIPTION	DIMENSION	RESTORATION	WEIGHT
40203	60" WOOD HANDLE	TINES: 12" LONG; 7 1/2" WIDE; 3 3/4" SPACING. (SUBJECT TO AVAILABILITY)	HANDLE No. 00327	2.5 LBS.



4 TINE PITCH FORK

TEMPERED & FORGED.

No.	DESCRIPTION	DIMENSION	RESTORATION	WEIGHT
40204	48" WOOD HANDLE	TINES: 13" LONG; 8 3/4" WIDE; 2 1/2" SPACING.	HANDLE No. 00325	3.0 LBS.



COMPLETE TOOLS



5 TINE PITCH FORK

TEMPERED & FORGED.

No.	DESCRIPTION	DIMENSION	RESTORATION	WEIGHT
40205	48" HANDLE	TINES: 13" LONG; 8 3/4" WIDE; 2" SPACING.	HANDLE No. 00325	3.5 LBS.



6 TINE PITCH FORK

SHARPENED & TEMPERED IN BENT PATTERN.

No.	DESCRIPTION	DIMENSION	RESTORATION	WEIGHT
40206-6	48" WOOD HANDLE	12" LONG OVAL TINES; 9 1/4" WIDE	HANDLE No. 00325	4.0 LBS.
40206-6D	30" D-HANDLE	12" LONG OVAL TINES; 9 1/4" WIDE	HANDLE No. 00324P HANDLE No. 00325P	4.0 LBS.



10 TINE / BEDDING FORK

10 TOTAL 12" TINES; 10 3/4" WIDE.

No.	DESCRIPTION	RESTORATION	NOTATION	WEIGHT
40206-10	48" WOOD HANDLE	HANDLE No. 00325	TEMPERED & WELDED	4.0 LBS.
40206-10D	30" D-HANDLE	HANDLE No. 00324P	TEMPERED & WELDED	4.0 LBS.



SPADING FORK

TINES: 10 3/4" LONG; 7 1/8" WIDE.

No.	DESCRIPTION	RESTORATION	NOTATION	WEIGHT
40207	DELUXE WITH 30" D-HANDLE	HANDLE No. 00324	DIAMOND BACK TINES	4.40 LBS.



ASPHALT RAKE

HEAVY PATTERN; 14 STRAIGHT TINES.

No.	DESCRIPTION	DIMENSION	RESTORATION	WEIGHT
40367	60" WOOD HANDLE	16 1/2" WIDE	HANDLE No. 00330	6.7 LBS.



ROAD RAKE

16 STRAIGHT TINES.

No.	DESCRIPTION	DIMENSION	RESTORATION	WEIGHT
40365R	60" WOOD HANDLE	17 7/8" WIDE	HANDLE No. 00305WF	4.6 LBS.



COMPLETE TOOLS

BOW / GARDEN RAKE

No.	DESCRIPTION	RESTORATION	WEIGHT
40361 ▶	14 TOOTH - 1 1/8" x 60"; WOOD HANDLE	HANDLE No. 00303-RWF	2.0 LBS.
40361-16 ▶	16 TOOTH - 60"; WOOD HANDLE	HANDLE No. 00303-RWF	2.5 LBS.
40361-16H	16 TOOTH - HEAVY 1 3/8" SHAPED; WOOD HANDLE	HANDLE No. 00305WF	3.0 LBS.



**HOE & RAKE
HANDLE
INSTALLATION**
TI ▶ FEATURED
IN TUTORIAL
SCAN

CUSTOM RAKE ORDERING:

SLOTS **THREE** & **FOUR** EXPRESS THE **GAUGE OF THE WIRE**.
NEXT, SLOTS **FIVE** & **SIX** EXPRESS **NUMBER OF TEETH**.
LAST, SLOTS **SEVEN** & **EIGHT** EXPRESS THE **LENGTH OF THE TINE**.

STOCK No. **04112219**
HAS **11 GAUGE WIRE**
WITH **22 TEETH**, WHICH
ARE **19" LONG**.

BROOM RAKE

No.	DESCRIPTION	WEIGHT
04112219	22 TINE INDUSTRIAL BROOM RAKE; 48" WOOD HANDLE (SUBJECT TO AVAILABILITY)	3.0 LBS
04132216	22 TINE LAWN & BROOM RAKE; 48" WOOD HANDLE (SUBJECT TO AVAILABILITY)	3.0 LBS

SHRUB RAKE

No.	DESCRIPTION	DIMENSION	WEIGHT
04110912	9 TINE WITH 48" WOOD HANDLE (SUBJECT TO AVAILABILITY)	20" WIDE	2.0 LBS

SPRING BACK LEAF RAKE

No.	DESCRIPTION	DIMENSION	WEIGHT
041122K	22 TINE WITH WOOD HANDLE	20" WIDE	2.0 LBS

POLY LEAF RAKE

No.	DESCRIPTION	DIMENSION	WEIGHT
041122R	22 TINE WITH WOOD HANDLE	24" WIDE	3.0 LBS
041122G	22 TINE WITH WOOD HANDLE	30" WIDE	3.0 LBS



COMPLETE TOOLS

BARN SCRAPER

No.	DESCRIPTION	DIMENSION	RESTORATION
40366	WOOD HANDLE	24"	HANDLE No. 00330

DELUXE SCRAPER 54" WOOD HANDLE

No.	DIMENSION	RESTORATION	WEIGHT
40365SS	8 1/2" x 6" WITH SOCKET	HANDLE No. 00305-54NB0	4.0 LBS.

FLOOR SCRAPER

No.	DESCRIPTION	DIMENSION	RESTORATION	WEIGHT
40365	60" WOOD HANDLE	7" WITH SHANK	HANDLE No. 00303RWF	3.0 LBS.

CONCRETE COME-A-LONG

No.	DESCRIPTION	RESTORATION	WEIGHT
40368B	WOOD HANDLE	HANDLE No. 00305WF	4.0 LBS.

FIBERGLASS HANDLES ARE SOLID CORE.

DRAIN SPADE / SHARP SHOOTER

No.	DESCRIPTION	DIMENSION	RESTORATION	WEIGHT
40003	30" D-HANDLE	5 3/4" x 14"	HANDLE No. 00322	4.0 LBS.
40003F	30" FIBERGLASS D-HANDLE	5 3/4" x 14"	HANDLE No. 00319F	5.0 LBS.
40003L	48" WOOD HANDLE	5 3/4" x 14"	HANDLE No. 00312	4.0 LBS.
40003LF	48" FIBERGLASS HANDLE	5 3/4" x 14"	HANDLE No. 00314F	5.0 LBS.
40003SS	30" D-HANDLE; SOLID SHANK, FORWARD TURNED STEP.	5 1/2" x 14"	HANDLE No. 00322A	5.0 LBS.
40003SSF	30" FIBERGLASS D-HANDLE; SOLID SHANK, FORWARD TURNED STEP.	5 1/2" x 14"	HANDLE No. 00319F	6.0 LBS.
40003SSL	48" WOOD HANDLE; SOLID SHANK, FORWARD TURNED STEP.	5 1/2" x 14"	HANDLE No. 00313	5.0 LBS.
40003SSLF	48" FIBERGLASS HANDLE; SOLID SHANK, FORWARD TURNED STEP.	5 1/2" x 14"	HANDLE No. 00314F	6.0 LBS.
40003-16	30" D-HANDLE	5 3/4" x 16"	HANDLE No. 00322	4.0 LBS.
40003-16F	30" FIBERGLASS D-HANDLE	5 3/4" x 16"	HANDLE No. 00319F	5.0 LBS.
40003-16L	48" WOOD HANDLE	5 3/4" x 16"	HANDLE No. 00312	4.0 LBS.
40003-16LF	48" FIBERGLASS HANDLE	5 3/4" x 16"	HANDLE No. 00314F	5.0 LBS.



COMPLETE TOOLS

GARDEN SPADE

6 7/8" x 11 3/4" DIMENSION.

No.	DESCRIPTION	RESTORATION	WEIGHT
40114	48" IMPORT WOOD HANDLE	HANDLE No. 00314	4.0 LBS.
40114B	30" IMPORT D-HANDLE	HANDLE No. 00319	4.0 LBS.
40114F	48" IMPORT FIBERGLASS HANDLE	HANDLE No. 00314F	5.0 LBS.
40114BF	30" IMPORT FIBERGLASS D-HANDLE	HANDLE No. 00319F	5.0 LBS.



TRENCHING SPADE

4" X 12" DIMENSION.

No.	DESCRIPTION	RESTORATION	WEIGHT
40003T	48" WOOD HANDLE	HANDLE No. 00312	3.0 LBS.
40003TF	48" FIBERGLASS HANDLE	HANDLE No. 00314F	4.0 LBS.



FIBERGLASS HANDLES ARE SOLID CORE.

ROOFING SPADE

6 7/8" x 12" DIMENSION.

No.	DESCRIPTION	RESTORATION	WEIGHT
40115	48" WOOD HANDLE; NO HEEL.	HANDLE No. 00314	4.0 LBS.
40115F	48" FIBERGLASS HANDLE; NO HEEL.	HANDLE No. 00314F	5.0 LBS.
40116	30" WOOD D-HANDLE; NO HEEL.	HANDLE No. 00319	4.0 LBS.
40116F	30" FIBERGLASS D-HANDLE; NO HEEL.	HANDLE No. 00319F	5.0 LBS.
40117	48" IMPORT WOOD HANDLE; WITH HEEL.	HANDLE No. 00314	4.0 LBS.
40117F	48" FIBERGLASS HANDLE; WITH HEEL.	HANDLE No. 00314F	5.0 LBS.
40118	30" WOOD D-HANDLE; WITH HEEL.	HANDLE No. 00319	4.0 LBS.
40118F	30" FIBERGLASS D-HANDLE; WITH HEEL.	HANDLE No. 00319F	5.0 LBS.



SERRATED ROOFING SPADE

No.	DESCRIPTION	DIMENSION	RESTORATION	WEIGHT
40117-C	48" HANDLE.	6 7/8" x 12"	HANDLE No. 00314	13.0 LBS
40118-C	30" D-HANDLE	6 7/8" x 12"	HANDLE No. 00319	14.5 LBS



COMPLETE TOOLS



ROUND POINT SHOVEL HOLLOWBACK (OPEN BACK)

8 1/2" x 11 1/2" BLADE DIMENSION.

No.	DESCRIPTION	RESTORATION	WEIGHT
40000	48" IMPORT WOOD HANDLE	HANDLE No. 00314	4.0 LBS.
40000F	48" IMPORT FIBERGLASS HANDLE	HANDLE No. 00314F	5.0 LBS.
40000B	30" IMPORT D-HANDLE	HANDLE No. 00319	4.0 LBS.
40000BF	30" IMPORT FIBERGLASS D-HANDLE	HANDLE No. 00319F	5.0 LBS.

ROUND POINT SHOVEL SOLID SHANK (CLOSED BACK)

8 1/2" x 11 1/2" DIMENSION WITH FORWARD TURNED STEP.

No.	DESCRIPTION	RESTORATION	WEIGHT
40000SS	48" WOOD HANDLE	HANDLE No. 00313	5.0 LBS.
40000SSF	48" FIBERGLASS HANDLE	HANDLE No. 00314F	6.0 LBS.
40000B-SS	30" D-HANDLE	HANDLE No. 00322A	5.0 LBS.
40000BSSF	30" FIBERGLASS D-HANDLE	HANDLE No. 00319F	6.0 LBS.

FIBERGLASS HANDLES ARE SOLID CORE.
CLOSED BACK PREVENTS DIRT AND MUD BUILD UP.



**SHOVEL
INSTALL
TUTORIAL**
T7 ► FEATURED
IN TUTORIAL
SCAN



SQUARE POINT SHOVEL HOLLOWBACK (OPEN BACK)

9 1/2" x 11 1/2" DIMENSION.

No.	DESCRIPTION	RESTORATION	WEIGHT
40001	48" IMPORT WOOD HANDLE	HANDLE No. 00314	4.0 LBS.
40001F	48" FIBERGLASS HANDLE	HANDLE No. 00314F	5.0 LBS.
40001B	30" IMPORT D-HANDLE	HANDLE No. 00319	4.0 LBS.
40001BF	30" FIBERGLASS D-HANDLE	HANDLE No. 00319F	5.0 LBS.

SQUARE POINT SHOVEL SOLID SHANK (CLOSED BACK)

9 1/2" x 11 1/2" DIMENSION WITH FORWARD TURNED STEP.

No.	DESCRIPTION	RESTORATION	WEIGHT
40001-SS	48" WOOD HANDLE	HANDLE No. 00313	5.0 LBS.
40001SSF	48" FIBERGLASS HANDLE	HANDLE No. 00314F	5.0 LBS.
40001BSS	30" D-HANDLE	HANDLE No. 00320	5.0 LBS.
40001BSSF	30" FIBERGLASS D-HANDLE	HANDLE No. 00319F	6.0 LBS.



FLORAL SHOVEL

No.	DESCRIPTION	DIMENSION	RESTORATION	WEIGHT
40004	42" WOOD HANDLE.	6" x 9 1/2"	HANDLE No. 00316	3.0 LBS
40004B	30" D-HANDLE W/ POLY GRIP	6" x 9 1/2"	HANDLE No. 00316B	3.0 LBS



RICE SHOVEL 48" HANDLE

No.	DESCRIPTION	DIMENSION	RESTORATION	WEIGHT
40002	WOOD	8 3/4" x 10 1/2"	HANDLE No. 00312 or HANDLE No. 00314-S	4.0 LBS
40002F	FIBERGLASS	8 3/4" x 10 1/2"	HANDLE No. 00314F	4.0 LBS
40002P	WOOD; SOLID SHANK.	8" x 10 1/2" WITH 2 1/2" LIFT	HANDLE No. 00313	5.0 LBS
40002PF	FIBERGLASS; SOLID SHANK.	8" x 10 1/2" WITH 2 1/2" LIFT	HANDLE No. 00314F	6.0 LBS



ALUMINUM SCOOP

No.	DESCRIPTION	DIMENSION	RESTORATION	WEIGHT
40010	30" D-HANDLE, BRAZIL	#10: 14 3/4" x 18"	HANDLE No. 00319	5.25 LBS.
40010F	30" FIBERGLASS D-HANDLE, BRAZIL	#10: 14 3/4" x 18"	HANDLE No. 00319F	6.25 LBS.
40010L	48" WOOD HANDLE, BRAZIL	#10: 14 3/4" x 18"	HANDLE No. 00314	5.25 LBS.
40010LF	48" FIBERGLASS HANDLE, BRAZIL	#10: 14 3/4" x 18"	HANDLE No. 00314F	6.25 LBS.
40012	30" D-HANDLE, BRAZIL	#12: 15 1/4" x 19"	HANDLE No. 00319	5.50 LBS.
40012F	30" FIBERGLASS D-HANDLE, BRAZIL	#12: 15 1/4" x 19"	HANDLE No. 00319F	6.50 LBS.
40012L	48" WOOD HANDLE, BRAZIL	#12: 15 1/4" x 19"	HANDLE No. 00314	5.50 LBS.
40012LF	48" FIBERGLASS HANDLE, BRAZIL	#12: 15 1/4" x 19"	HANDLE No. 00314F	6.50 LBS.
40014	30" D-HANDLE, BRAZIL	#14: 15 3/4" x 20"	HANDLE No. 00319	5.75 LBS.
40014F	30" FIBERGLASS D-HANDLE, BRAZIL	#14: 15 3/4" x 20"	HANDLE No. 00319F	6.75 LBS.
40014L	48" WOOD HANDLE, BRAZIL	#14: 15 3/4" x 20"	HANDLE No. 00314	5.75 LBS.
40014LF	48" FIBERGLASS HANDLE, BRAZIL	#14: 15 3/4" x 20"	HANDLE No. 00314F	6.75 LBS.



FIBERGLASS HANDLES ARE SOLID CORE.

POLY GRAIN HOG SCOOP

No.	DESCRIPTION	DIMENSION	RESTORATION	WEIGHT
40009	30" D-HANDLE.	#12: 14 1/4" x 17 3/4" BLADE	HANDLE No. 00320S	3.5 LBS
40009L	48" WOOD HANDLE	#12: 14 1/4" x 17 3/4" BLADE	HANDLE No. 00315S	3.5 LBS



COMPLETE TOOLS

STEEL SCOOP



No.	DESCRIPTION	DIMENSION	RESTORATION	WEIGHT
40104	30" D-HANDLE	#4: 11 1/2" x 16" BLADE	HANDLE No. 00319	6.2 LBS.
40104F	30" FIBERGLASS HANDLE	#4: 11 1/2" x 16" BLADE	HANDLE No. 00319F	7.2 LBS.
40104L	48" WOOD HANDLE	#4: 11 1/2" x 16" BLADE	HANDLE No. 00314	6.2 LBS.
40104LF	48" FIBERGLASS HANDLE	#4: 11 1/2" x 16" BLADE	HANDLE No. 00314F	7.2 LBS.
40108	30" D-HANDLE	#8: 14" x 17" BLADE	HANDLE No. 00319	6.8 LBS.
40108F	30" FIBERGLASS HANDLE	#8: 14" x 17" BLADE	HANDLE No. 00319F	7.8 LBS.
40108L	48" WOOD HANDLE	#8: 14" x 17" BLADE	HANDLE No. 00314	6.8 LBS.
40108LF	48" FIBERGLASS HANDLE	#8: 14" x 17" BLADE	HANDLE No. 00314F	7.8 LBS.
40112	30" D-HANDLE	#12: 15" x 19" BLADE	HANDLE No. 00319	7.2 LBS.
40112F	30" FIBERGLASS HANDLE	#12: 15" x 19" BLADE	HANDLE No. 00319F	8.2 LBS.
40112L	48" WOOD HANDLE	#12: 15" x 19" BLADE	HANDLE No. 00314	7.2 LBS.
40112LF	48" FIBERGLASS HANDLE	#12: 15" x 19" BLADE	HANDLE No. 00314F	8.2 LBS.

FIBERGLASS HANDLES ARE SOLID CORE.



FOLDING CAMPING SHOVEL MULTI PURPOSE TOOL

No.	DESCRIPTION	WEIGHT
LFSF	SHOVEL, PICK, DIGGER, PICK MATTOCK, HOE, MACHETE WITH 15" HANDLE	4.0 LBS.

KIZER / DITCH BANK BLADES

No.	DESCRIPTION	RESTORATION	WEIGHT
40376	40" WOOD HANDLE IMPORT	HANDLE No. 00137	5.0 LBS.
40376F	FIBERGLASS HANDLE IMPORT	HANDLE No. 00136F	5.5 LBS.
40374	JUNIOR; WOOD HANDLE IMPORT	HANDLE No. 00137-2	4.0 LBS.

WEED CUTTER

No.	DESCRIPTION	RESTORATION	WEIGHT
40370	30" IMPORT WOOD HANDLE	HANDLE No. 00344	3.0 LBS.

BEAN HOOK

No.	DESCRIPTION	RESTORATION
40305	HOOK WITH HANDLE	HANDLE No. 00303WF14



COMPLETE TOOLS

CANE KNIFE

No.	DESCRIPTION	WEIGHT
B2620/13	13" BLADE WITH WOOD HANDLE	1.5 LBS.
B2621/13	26" OVERALL LENGTH WITH WOOD HANDLE	2.5 LBS.

CORN KNIFE MACHETE

No.	DESCRIPTION	WEIGHT
B2644/18	18" BLADE WITH WOOD HANDLE	1.5 LBS.

MACHETE & SHEATH IMPORT

No.	DESCRIPTION	DIMENSION
8618	MACHETE WITH HANDLE	18"
8618S	CANVAS MACHETE SHEATH	18"
8618WS	MACHETE WITH HANDLE & SHEATH	18"
8622	MACHETE WITH HANDLE	22"
8622S	CANVAS MACHETE SHEATH	22"
8622WS	MACHETE WITH HANDLE & SHEATH	22"

FOLDING PRUNING SAW

GARDENING, CAMPING & UTILITY.

No.	DESCRIPTION	DIMENSION
LPS06	RUBBER COATED ERGONOMIC PLASTIC HANDLE	6" CARBON STEEL BLADE
LPS08	RUBBER COATED ERGONOMIC PLASTIC HANDLE	8" CARBON STEEL BLADE

POTTED GARDEN 7 PIECE SET

No.	DESCRIPTION	WEIGHT
LGT07	THINNING SCISSORS, SPRAY BOTTLE, RAKE, SPADE, PRUNER, TROWEL & POLYESTER BAG.	2.0 LBS.

BYPASS PRUNER

No.	DESCRIPTION	WEIGHT
BI-950	HAND PRUNER	1.0 LBS.
BI-951	HEAVY HAND PRUNER	2.0 LBS.



COMPLETE TOOLS



POLE TREE PRUNER

No.	DESCRIPTION	WEIGHT
8132	WITH 96" TELESCOPING HANDLE; IMPORT	6.0 LBS.
8133	HEAD ONLY	4.0 LBS.



HEDGE SHEAR

No.	DESCRIPTION	DIMENSION	WEIGHT
8600-12	WOOD HANDLE	12" BLADE; 9" EDGE; OVERALL LENGTH 21"	2.0 LBS.



LOPPING SHEAR

No.	DESCRIPTION	RESTORATION	WEIGHT
8205-24	24" WOOD HANDLE	HANDLE No. 00390	3.0 LBS.
8205-30	30" WOOD HANDLE	HANDLE No. 00393	3.5 LBS.
8205-36	36" WOOD HANDLE	HANDLE No. 00394	4.0 LBS.
8504	TELESCOPING HANDLE	N/A	5.0 LBS.



POST HOLE DIGGER 48" HOMEOWNER GRADE

No.	DESCRIPTION	RESTORATION	WEIGHT
40380	WOOD HANDLE; RED BLADES.	HANDLE No. 00331	9.0 LBS.
40380F	FIBERGLASS HANDLE; RED BLADES.	HANDLE No. 00331F	11.0 LBS.

FIBERGLASS HANDLES ARE SOLID CORE.



POST HOLE DIGGER CONSTRUCTION GRADE - IMPORT

No.	DIMENSION	NOTATION	WEIGHT
40381	48" WOOD HANDLE; BLACK BLADES.	HANDLE No. 00331	11.0 LBS.

"POST HOLE" TAMPER

No.	DIMENSION	WEIGHT
37372	72" DIGGING BAR	22.0 LBS.



COMPLETE TOOLS

CAT'S CLAW

No.	DESCRIPTION	WEIGHT
LCCNB	RUBBER GRIP PRY BAR	2.0 LBS.



GOOSENECK

No.	DESCRIPTION	WEIGHT
33012	12" WRECKING BAR	0.83 LBS.
33018	18" WRECKING BAR	1.67 LBS.
33024	24" WRECKING BAR	2.50 LBS.
33030	30" WRECKING BAR	4.17 LBS.
33036	36" WRECKING BAR	5.00 LBS.
33048	48" WRECKING BAR	5.85 LBS.



UTILITY

No.	DIMENSION	WEIGHT
6203-315	16"	1.25 LBS.



PINCH POINT

No.	DIMENSION	WEIGHT
37248	48" CROWBAR	10.0 LBS.
37260	60" CROWBAR	18.0 LBS.



SAN ANGELO & SLATE

No.	DESCRIPTION	NOTATION	WEIGHT
37258	58" SAN ANGELO BAR	STRAIGHT END	14.0 LBS.
37272	72" SAN ANGELO BAR	STRAIGHT END	17.0 LBS.
37260B	1 x 60 SLATE BAR	BENT END	15.0 LBS.
37270B	1 x 70 SLATE BAR	BENT END	16.0 LBS.



WEDGE POINT

No.	DIMENSION	WEIGHT
37360	60" CROWBAR (SUBJECT TO AVAILABILITY)	18.0 LBS.



COMPLETE TOOLS



BOLT CUTTER

No.	DIMENSION	WEIGHT
164014	14"	2.04 LBS.
164018	18"	3.50 LBS.
164024	24"	7.00 LBS.
164030	30"	9.33 LBS.
164036	36"	15.00 LBS.
164042	42"	21.70 LBS.



ADJUSTABLE WRENCH

No.	DIMENSION	WEIGHT
LAW08	8"	0.48 LBS.
LAW10	10"	0.76 LBS.
LAW12	12"	1.56 LBS.



PIPE WRENCH

No.	DIMENSION	NOTATION	WEIGHT
LPW10	10"	SINGLE UNIT	1.50 LBS.
LPW14	14"	SINGLE UNIT	3.25 LBS.
LPW18	18"	SINGLE UNIT	5.13 LBS.
LPW24	24"	SINGLE UNIT	7.70 LBS.
LPW36	36"	SINGLE UNIT	12.93 LBS.
LPW48	48"	SINGLE UNIT	24.20 LBS.



CANT HOOK

No.	DESCRIPTION	DIMENSION
CH2253	3' WOOD HANDLE	WITH 2.25" HEAD
CH22535	3.5' WOOD HANDLE	WITH 2.25" HEAD
CH2254	4' WOOD HANDLE	WITH 2.25" HEAD
CH22545	4.5' WOOD HANDLE	WITH 2.25" HEAD
00142	WOOD HANDLE REPLACEMENT FOR CANT HOOK	24"
00142-30	WOOD HANDLE REPLACEMENT FOR CANT HOOK	30"
00143	WOOD HANDLE REPLACEMENT FOR CANT HOOK	36"
00144	WOOD HANDLE REPLACEMENT FOR CANT HOOK	42"
00145	WOOD HANDLE REPLACEMENT FOR CANT HOOK	48"
00146	WOOD HANDLE REPLACEMENT FOR CANT HOOK	54"
00147	WOOD HANDLE REPLACEMENT FOR CANT HOOK	60"



COMPLETE TOOLS

LOG JACK

No.	DIMENSION
CH22535LJ	2.25" x 3.5'



SKIDDING TONG

No.	DESCRIPTION
CH120	1" x 20"
CH125	1" x 25"
CH3416	3/4" x 16"



COME-A-LONG

No.	DESCRIPTION
LCA02	2 TON
LCA05	5 TON



ROPE

No.	DESCRIPTION	DIMENSION
R12100C	CAMO ROPE	1/2" x 100'
R12100CS	CAMO ROPE ON A SPOOL	1/2" x 1000'
R1250C	CAMO ROPE	1/2" x 50'
R14100C	CAMO ROPE	1/4" x 100'
R14100CS	CAMO ROPE ON A SPOOL	1/4" x 1200'
R316100C	CAMO ROPE	3/16" x 100'
R316100CS	CAMO ROPE ON A SPOOL	3/16" x 1200'
R38100C	CAMO ROPE	3/8" x 100'
R38100CS	CAMO ROPE ON A SPOOL	3/8" x 1000'
R3850B	BLACK ROPE	3/8" x 50'
R3850C	CAMO ROPE	3/8" x 50'
R58100C	CAMO ROPE	5/8" x 100'




BUNGEE CORD

No.	DESCRIPTION	DIMENSION
BSC12	BUNGEE CORD	12"
BSC18	BUNGEE CORD	18"
BSC24	BUNGEE CORD	24"
BSC30	BUNGEE CORD	30"
BSC21	HEAVY DUTY BUNGEE CORD	24"
BSC31	HEAVY DUTY BUNGEE CORD	36"
BSC41	HEAVY DUTY BUNGEE CORD	41"
BS6	6 PC. BUNGEE CORD SET (2 EACH).	6", 12" & 18"



RATCHET STRAP & TIE DOWN

No.	DESCRIPTION	DIMENSION
BRTD112	RATCHET STRAP/NO HOOKS	1" x 12'
LRTD115C	CAMO RATCHET TIE DOWN	1" x 15'
BRTD30	RATCHET TIE DOWN	2" x 27'



TEAM

LORETTA BOWMAN

PRESIDENT & CEO

LORETTABOWMAN@BOWMANHANDLESINC.COM

RAY BOWMAN

VICE PRESIDENT, PLANT MANAGER & SALES

RAYBOWMAN@BOWMANHANDLESINC.COM

LISA MARTIN

SECRETARY/TREASURER, ACCOUNTS PAYABLE & SALES

LISAMARTIN@BOWMANHANDLESINC.COM

JULIE BOWMAN

ACCOUNTS RECEIVABLE & HUMAN RESOURCES

JULIEBOWMAN@BOWMANHANDLESINC.COM

KENICHI PONNATH

SALES & MARKETING

KENPONNATH@BOWMANHANDLESINC.COM



BHI SOCIAL MEDIA ALL-IN-ONE QR



HOE & RAKE HANDLE INSTALLATION

T1 ► FEATURED
IN TUTORIAL



PICKING YOUR HANDLE 101

T2 ► FEATURED
IN TUTORIAL



D-GRIP HANDLE REPAIR

T5 ► FEATURED
IN TUTORIAL



FIBERGLASS HANDLE INSTALLATION FOR SLEDGEHAMMER

T3 ► FEATURED
IN TUTORIAL



STRIKING TOOL HANDLE INSTALLATION

T6 ► FEATURED
IN TUTORIAL



SHOVEL INSTALL TUTORIAL

T7 ► FEATURED
IN TUTORIAL



KNOW YOUR GARDEN HOES 101

T4 ► FEATURED
IN TUTORIAL



CATALOG DESIGN:
KENICHI PONNATH





BOWMAN HANDLES, INC.

**1743 BATESVILLE BLVD.
SOUTHSIDE, AR 72501**

**TOLL FREE 800.736.0390
FAX 870.251.2803**

**SALES@BOWMANHANDLESINC.com
www.BOWMANHANDLESINC.com**