



Family Owned & Operated Since 1967

Quality Handles & Tools



PRODUCT CATALOG

Complete Tools • Replacement Handles • Specialty Turning

2020

Bowman Handles, Inc.

P.O. Box 3297 • Batesville, AR 72503

1743 Batesville Blvd. • Southside, AR 72501

Ph: 1-800-736-0390 • Fax: 870-251-2803

E-mail: sales@bowmanhandlesinc.com

Website: www.bowmanhandlesinc.com



2020 Product Catalog Contents

I	Brush Fiber Guide	1
II	Replacement Handles	2 - 13
III	Canes & Cattle Sticks	13
IV	Assembly Components	14 - 15
V	Squeegees	16 - 17
VI	Automotive	18 - 19
VII	Brushes	20 - 24
VIII	Brooms & Mops	25 - 30
IX	Complete Tools	31 - 52
X	Apparel	53
XI	Index	54 - 55
XII	Acknowledgements	56

**Special thanks to our
continual customers!**



HORSEHAIR

Produced in the United States, South America, Canada, Australia, and China from the tails and manes. The tails produce the stiffer grades in both black and grey. The mane hair is soft and produced in both black and grey, also. Horsehair is used in a variety of brushes such as, floor sweeps, shoeshine brushes, tin handle acid brushes, counter dusters, window brushes, etc.

NYLON

A synthetic man-made filament that offers excellent resiliency and durability. This fiber has high water absorbency and is impervious to solvents, alkalis and certain acids and is immune to most common chemicals. Nylon can withstand use near high temperatures and has high resistance to abrasion.

PALMYRA

Palmyra is a natural cinnamon-color fiber obtained from the leaf stalk of a palm tree native to India. Palmyra is obtainable in the prime stiff and medium stiff grades. This fiber is used in garage floor brushes, gong or fender washing brushes, deck brushes, scrub brushes, etc.

PALMYRA STALK

This is a very coarse fill having the appearance of split bamboo. The stiff long-lasting material is used almost exclusively in street and contractor brooms.

POLYPROPYLENE

Available in a variety of diameters and colors. Polypropylene is highly resistant to petroleum solvents, acids, caustics and detergents. Polypropylene is used in brushes such as acid brushes, garage floor brushes, and black-top coater brushes. **POLYPROPYLENE IS NOT AFFECTED BY ACIDS.**

POLYSTYRENE

Also available in a variety of diameters and colors. Polystyrene is highly resistant to acids and detergents but has a lower resistance to petroleum solvents. Polystyrene has excellent flexibility and wear ability, which makes it the choice of filament in floor sweeping brushes, car washing brushes, scrub brushes and many others.

TAMPICO

A vegetable fiber obtained from the Agave Lechuguilla cactus which grows wild on mountain slopes in Mexico. The natural color of the fiber is cream color. Tampico fiber is obtainable in natural color and dyed colors as well as mixtures of different colors. Tampico is used in floor sweeping brushes, automobile washing brushes, acid brushes, counter dusters and many other brushes.

UNION

A mixture usually of Tampico and Palmyra and often including Bassine. This fiber is cream and medium brown in color and is used in many different styles of brushes for wet or dry scrubbing.

WIRE

A variety of wires are used in our brushes. We use only very high psi carbon and stainless-steel wire in our scratch brushes and tempered brass in our aircraft brushes, white sidewall brushes and special-use brushes.



POST MAUL



No.	Description	Completion	Weight
00130	36" White Handle	13 Lb. And 16 Lb. Post Maul Head	1.5 Lbs.
00131	36" Clear Handle		

OVAL EYE MAUL



No.	Description	Completion	Weight
00122	36" White Handle	Oval Eye Splitting Maul Head	1.5 Lbs.
00123	36" Clear Handle		

SLEDGE EYE MAUL



No.	Description	Completion	Weight
00100	36" White Handle	6 Lb. & 8 Lb. Sledge Eye Maul	1.5 Lbs.
00101	36" Clear Handle		1.5 Lbs.
00100F	36" Fiberglass Handle with Epoxy		2.0 Lbs.

STRAIGHT SINGLE BIT MAUL



No.	Description	Completion	Weight
00112	36" White Handle	Axe Eye Splitting Mauls Head	1.5 Lbs.
00113	36" Clear Handle		1.5 Lbs.
00112F	36" Fiberglass Handle with Epoxy		2.0 Lbs.

SLEDGE HAMMER



No.	Description	Completion	Notation	Weight
00100	36" White Handle	6 Lb. - 16 Lb. Sledge Head	Standard Size Eye	1.5 Lbs.
00101	36" Clear Handle			
00100F	36" Fiberglass Handle with Epoxy			2.0 Lbs.
00100G	36" White Handle	6 Lb. - 8 Lb. Sledge Head	Gauged Eye (slightly smaller eye than the regular eye sledge)	1.5 Lbs.
00101G	36" Clear Handle			
00100B	36" White Handle	16 Lb. - 20 Lb. Sledge Head	Big Eye Sledge (larger eye and heavier handle to support weight of larger sledge hammers)	
00101B	36" Clear Handle			
00102	32" White Handle	Fits 6 Lb. - 8 Lb. Sledge Head	N/A	
00103	32" Clear Handle			
00102-30	30" White Handle			
00103-30	30" Clear Handle			
00104	24" White Handle			
00105	24" Clear Handle			2.0 Lbs.

CAMP / SCOUT AXE



No.	Description	Weight
00244	14" White Handle	0.5 Lbs.
00245	14" Clear Handle	
00244F	14" Fiberglass Handle with Epoxy	

BROAD AXE



No.	Description	Completion	Weight
00149	36" Clear Handle	Broad Axe Head	2.0 Lbs.

**PICKING
YOUR
HANDLE 101**
T2 ▶ FEATURED
IN TUTORIAL
SCAN



DOUBLE BIT AXE



No.	Description	Completion	Weight
00114	36" White Handle	3.5 Lb. Double Bit Axe Head	1.5 Lbs.
00115	36" Clear Handle		2.0 Lbs.
00114F	36" Fiberglass Handle with Epoxy		1.5 Lbs.
00116	30" White Handle		1.0 Lbs.
00117	30" Clear Handle		
00118	28" White Cruiser Handle		
00119	28" Clear Cruiser Handle		

OCTAGON DOUBLE BIT AXE



No.	Description	Completion	Weight
00114-OCT	36" White Handle	3.5 Lb. Double Bit Axe Head	1.5 Lbs.

SINGLE BIT AXE



No.	Description	Completion	Weight
00106	36" White Handle	3.5 Lb. Single Bit Axe	1.5 Lbs.
00107	36" Clear Handle		2.0 Lbs.
00106F	36" Fiberglass Handle with Epoxy		
00108	28" White Handle	"Boy's" Axe Handle (Fits 2.5 Lb. Single Bit Axe)	1.0 Lbs.
00109	28" Clear Handle		
00110	18" White Handle	"House" Axe Handle (Fits 2.5 Lb. Single Bit Axe)	0.5 Lbs.
00111	18" Clear Handle		



STRAIGHT HATCHET



No.	Description	Completion	Weight
00238	14" White Handle	1.25 Lb. Hatchet Head	0.5 Lbs.
00239	14" Clear Handle		
00240	16" White Handle		
00241	16" Clear Handle		

ROOFING HATCHET



No.	Description	Completion	Weight
00236	14" White Handle	Standard Roofing Hatchet	0.5 Lbs.
00237	14" Clear Handle		

RIG HATCHET



No.	Description	Description	Weight
00242	18" White Handle	Standard Rig Hatchet or Broad Hatchet	1.0 Lbs.
00243	18" Clear Handle		

PICK & MATTOCK



No.	Description	Completion	Weight
00124	36" White Railroad Pick Handle	5, 6 & 7 Lb. Railroad Picks, 5 Lb. Pick & Cutter Mattock & #6 Eye	2.25 Lbs.
00125	36" Clear Railroad Pick Handle		
00125PL	36" Clear/Poly*Bell Railroad Pick Handle		
00124F	36" Fiberglass Railroad Pick Handle		
00126	36" White Mattock Handle	3 Lb. Cutter & Pick Mattock, #7 Eye, Smaller Railroad Pick Handle (same length but with smaller eye).	1.5 Lbs.
00127	36" Clear Mattock Handle		
00128	18" White G.I. Pick Handle	G.I. Pick, 3 Lb. Cutter & Pick Mattock	1.0 Lbs.
00129	18" Clear G.I. Pick Handle		
00129-S	18" Clear US Army Pick Handle	¼" - ½" smaller than G.I. Pick Handle, old style original US Army government issue pick.	

***POLY BELL IS GREAT FOR RAILROAD WORK OR CONSTRUCTION WHERE OVERSTRIKING CAUSES FREQUENT HANDLE LOSSES. POLYPROPYLENE IS EXTREMELY RESILIENT AND DURABLE.**



AXE EYE MATTOCK



No.	Description	Completion	Weight
00120	36" White Handle	2.5 Lb. Mattock Head	1.5 Lbs.
00121	36" Clear Handle		

HEDGE & LOPPING SHEAR



No.	Description	Weight
00389	Hedge Shear Handle	0.5 Lbs.
00390	24" Lopping Shear Handle	1.0 Lbs.
00393	30" Lopping Shear Handle	1.5 Lbs.

FOOT ADZE



No.	Description	Weight
00140	36" Clear Wood Handle	2.0 Lbs.
00140L	36" Landscaping Clear Wood Handle	
00140-26	26" Clear Wood Handle	

ROUND CUTTER



No.	Description	Completion	Weight
00346	30" Clear Handle	Kizer Blade or Brush Cutter	1.0 Lbs.
00344		Weed Cutter	

KIZER BLADE, WEED CUTTER & DITCH BANK BLADE



No.	Description	Completion	Weight
00133	3-Hole, 36" Axe Eye Clear Handle	Axe Eye Style Blades	2.0 Lbs.
00136-2	2-Hole, 30" White Handle	Standard Junior Kizer Blade, No. 40374	1.5 Lbs.
00137-2	2-Hole, 30" Clear Handle		
00136	3-Hole, 40" White Handle	Standard Kizer Blade, No. 40376	2.0 Lbs.
00137	3-Hole, 40" Clear Handle		3.0 Lbs.
00136F	3-Hole, 40" Fiberglass Handle with Epoxy		Custom Fit
00136B	No Hole, 40" White Handle	N/A	
00137B	No Hole, 40" Clear Handle		
00138	4-Hole, 40" White Handle		
00139	4-Hole, 40" Clear Handle		



SOCKET PATTERN: HOE IS ALL ONE PIECE. FITS ON THE OUTSIDE OF THE HANDLE.
SHANK PATTERN: HOE HAS SHANK THAT FITS INTO THE HANDLE.

SOLID "CHUCKED" HOE



No.	Description	Dimension	Completion	Weight
00300R	54" Import Wood Handle	Diameter: 1 1/8"	Socket Pattern Hoe	1.0 Lbs.
00301	60" Ash Wood Handle			1.5 Lbs.
00301R	60" Import Wood Handle			

BORED & CHUCKED HOE



No.	Description	Dimension	Completion	Weight
00302R	54" Import Wood Handle	Bore: 3/8" x 3 1/2" Deep; Diameter: 1 1/8"	Rakes & Shank Pattern Hoes	1.0 Lbs.
00303	60" Ash Wood Handle			1.5 Lbs.
00303R	60" Import Wood Handle			

HOE & RAKE
HANDLE
INSTALLATION
TI ▶ FEATURED
IN TUTORIAL
SCAN



BORED & CHUCKED HOE WITH FERRULE



No.	Description	Dimension	Completion	Weight
00303-WF	60" Ash Wood Handle	Ferrule: 3 3/4"; Diameter: 1 1/8"; Bore: 3/8" Diameter	Hoe & Rake	2.0 Lbs.
00303RWF	60" Import Wood Handle			

LIGHT COTTON HOE & BOW RAKE



No.	Description	Dimension	Weight
00305	60" Ash Wood Handle	Diameter: 1 3/8"; Bore: 7/16"; Diameter x 3 3/4" Deep	1.5 Lbs.
00305WF	60" Ash Wood Handle with Ferrule		

HEAVY COTTON HOE



No.	Description	Dimension	Completion	Weight
00305A	60" Ash Wood Handle	Diameter: 1 1/2"; Bore: 9/16" Diameter x 3 3/4" Deep	Mortar Hoe and Large Rakes	2.0 Lbs.
00305AWF	60" Ash Wood Handle with Ferrule			



EYE & BERRY HOE



No.	Description	Dimension	Weight
00306	60" Ash Wood Eye Hoe Handle with Poly Bell	Diameter: 1 3/4"	2.0 Lbs.
00306W	60" Ash Wood Eye Hoe Handle		
00307-18	18" Ash Wood Berry Hoe Handle with Poly Bell	Diameter: 1 1/2"	1.0 Lbs.
00307	48" Ash Wood Berry Hoe Handle with Poly Bell		1.5 Lbs.

GRUB HOE



No.	Description	Completion	Weight
00151	40" Clear Handle	3 Lb. & 5 Lb. Grub Hoe Head	2.0 Lbs.

D-GRIP SEED & SPADE



No.	Description	Completion	Weight
00324	30" Fork Handle	Spading Forks, Cotton Seed & Ensilage Forks	2.0 Lbs.
00324-42	42" Fork Handle		2.5 Lbs.

BENT PITCH / MANURE FORK



No.	Description	Completion	Weight
00325	48" Wood Handle	3, 4, 5, 6 & 10 Tine Forks. Diameter: 1 1/2". Bore: 7/16" Diameter x 4" Deep. 8" Ferrule.	2.0 Lbs.
00326	54" Wood Handle		
00327	60" Wood Handle		

BENT HAY FORK



No.	Description	Dimension	Completion	Weight
00326A	54" Wood Handle	Diameter: 1 1/2"; Bore 1/2" x 4" Deep; 8" Ferrule	Fits Cotton Seed and Ensilage Fork	2.0 Lbs.

STRAIGHT HAY FORK



No.	Description	Completion	Weight
00328	48" Wood Handle	Fits Corn Drag, Light Potato Hook, Heavy Potato Hook, Asphalt Rake, Road Rake and Concrete Drag. Diameter: 1 1/2". Bore: 7/16" x 4" Deep. 8" Ferrule.	2.0 Lbs.
00329	54" Wood Handle		
00330	60" Wood Handle		



**PICKING
YOUR
HANDLE 101**
T2 ► FEATURED
IN TUTORIAL
[SCAN]



**D-GRIP
HANDLE
REPAIR**
T5 ► FEATURED
IN TUTORIAL
[SCAN]



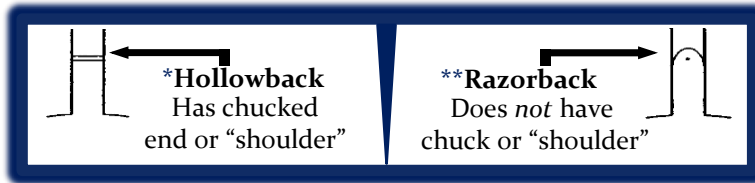
**SHOVEL
INSTALL
TUTORIAL**
T7 ► FEATURED
IN TUTORIAL
[SCAN]



ROUND & SQUARE POINT SHOVEL



No.	Description	Completion	Weight
00314	48" Single Bend Wood Handle	<u>Will not fit Razorback Shovels</u>	2.0 Lbs.
00314F	48" Fiberglass Handle		



STRAIGHT SHOVEL HOLLOWBACK*



No.	Description	Completion	Weight
00312	48" Wood Handle	all shovels <u>except</u> Razorback Shovels	2.0 Lbs.

STRAIGHT SHOVEL RAZORBACK**



No.	Description	Completion	Weight
00313	48" Wood Handle	Razorback & Solid Shank Shovels	2.0 Lbs.

SINGLE BEND SHOVEL RAZORBACK**



No.	Description	Completion	Weight
00315	48" Wood Handle	Razorback & Solid Shank Shovels.	2.0 Lbs.

FLORAL SHOVEL HOLLOWBACK*



No.	Description	Completion	Weight
00316	42" Wood Handle	Straight 5" Socket (fits Ladies Floral Shovel)	2.0 Lbs.
00316B	30" Wood Handle with Poly D-Grip		

PONY SHOVEL HOLLOWBACK*

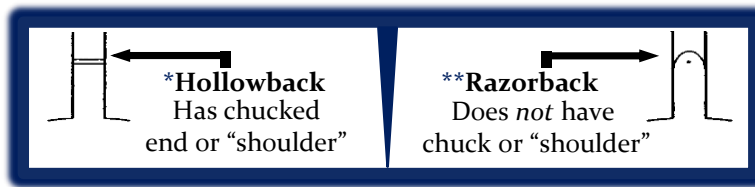


No.	Description	Dimension	Completion	Weight
00318	48" Ash Wood Handle	Diameter: 1 1/2"; Taper: 5" (tip 15/16" Diameter).	Hollowback*; Fits Rice Shovel & Irrigation Shovel.	2.0 Lbs.
00318H	48" Hickory Wood Handle			
00318-54	54" Ash Wood Handle			
00318-54H	54" Hickory Wood Handle			
00318-60	60" Ash Wood Handle			
00318-60H	60" Hickory Wood Handle			

PONY SHOVEL RAZORBACK**



No.	Description	Dimension	Completion	Weight
00313	48" Ash Wood Handle	Diameter: 1 1/2"; Taper: 5" (tip 15/16" Diameter)	Razorback** (no shoulder); Fits Rice Shovel & Irrigation Shovel	2.0 Lbs.
00313-54	54" Ash Wood Handle			
00313-60	60" Ash Wood Handle			



SCOOP SHOVEL HOLLOWBACK**



No.	Description	Completion	Weight
00319	30" Single Bend D-Grip Handle	Hollowback*; Round Point, Square Point & Scoops	2.0 Lbs.
00319F	30" Fiberglass D-Grip Handle		

SCOOP SHOVEL RAZORBACK**



No.	Description	Completion	Weight
00320	30" Single Bend D-Grip Handle	Razorback**; Round Point, Square Point & Scoops	2.0 Lbs.

D-GRIP HANDLE REPAIR
 T5 ▶ FEATURED IN TUTORIAL
 [SCAN]



SHARP SHOOTER SHOVEL HOLLOWBACK*



No.	Description	Completion	Weight
00322	27" Hollowback* D-Grip Handle	14" and 16" Sharp Shooter (Drain Spade) Shovels	2.0 Lbs.



SHARP SHOOTER RAZORBACK**



No.	Description	Completion	Weight
00322A	27" Razorback** D-Grip Handle	14" and 16" Sharp Shooter (Drain Spade) Shovels	2.0 Lbs.

ROUND POST HOLE DIGGER



No.	Description	Weight
00331F	48" Fiberglass Handle	3.0 Lbs.
00332	48" All Wood Handle	2.0 Lbs.

SQUARE POST HOLE DIGGER



No.	Description	Weight
00331	48" Wood Handle	2.0 Lbs.
00331-8	96" Wood Handle	4.0 Lbs.

GARDEN & FIELD PLOW



No.	Description	Notation	Weight
00338	54" Garden Plow with Poly Grip	Plow handles with Polypropylene Grip are more practical in use with in-use plows (very durable and much easier on the hands).	4.5 Lbs.
00338W	54" All Wood Garden Plow		
00343	60" Field Plow with Poly Grip		5.5 Lbs.
00343W	60" All Wood Field Plow		

Poly Grips are available in Tan, Yellow and Black & can also be sold separately.

WHEELBARROW



No.	Description	Weight
00333	Small Wood Handle	4.0 Lbs.
00344	60" Wood Handle	

WHEELBARROW WEDGE



No.	Description	Dimensions	Weight
00336	Wood Wedge Handle	2" x 24"	4.0 Lbs.



BALL PEIN HAMMER



No.	Description	Completion	Weight
00208	10" White Wood Handle	4 oz. - 8 oz. Ball Pein Hammer	0.5 Lbs.
00209	10" Clear Wood Handle		
00210	12" White Wood Handle	8 oz. - 12 oz. Ball Pein Hammer	
00211	12" Clear Wood Handle		
00212	14" White Wood Handle	12 oz. - 16 oz. Ball Pein Hammer	
00213	14" Clear Wood Handle		
00214	16" White Wood Handle	20 oz. - 32 oz. Ball Pein Hammer	
00215	16" Clear Wood Handle		
00216	18" White Wood Handle	40 oz. - 48 oz. Ball Pein Hammer	
00217	18" Clear Wood Handle		
00216F	18" Fiberglass Handle with Epoxy		1.0 Lbs.

BLACKSMITH HAMMER



No.	Description	Completion	Weight
00224	14" White Wood Handle	2, 3 & 4 Lb. Hammers. Heavy Eye Handle	0.5 Lbs.
00225	14" Clear Wood Handle		
00226	16" White Wood Handle	3, 4 & 6 Lb. Hammers. Heavy Eye Handle	
00227	16" Clear Wood Handle		
00226F	16" Fiberglass Handle with Epoxy		1.0 Lbs.
00228	18" White Wood Handle	0.5 Lbs.	
00229	18" Clear Wood Handle		

BRICK HAMMER



No.	Description	Completion	Weight
00218	14" White Wood Handle	18 oz. - 24 oz. Hammer	0.5 Lbs.
00219	14" Clear Wood Handle		

CLAW HAMMER



No.	Description	Completion	Weight
00200	12" White Handle	8 oz. Claw Hammer	0.5 Lbs.
00201	12" Clear Handle		
00202	13" White Handle	13 oz. Claw Hammer	
00203	13" Clear Handle		
00204	14" White Handle	16 oz. Claw Hammer	
00205	14" Clear Handle		
00206	16" White Handle	16 oz. - 20 oz. Claw Hammer	
00207	16" Clear Handle		



OCTAGON CLAW HAMMER



No.	Description	Completion	Weight
00200-OCT	12" White Handle	8 oz Claw Hammer	
00201-OCT	12" Clear Handle		
00202-OCT	13" White Handle	13 oz. Claw Hammer	0.5 Lbs.
00203-OCT	13" Clear Handle		
00204-OCT	14" White Handle	16 oz. Claw Hammer	
00205-OCT	14" Clear Handle		
00204-OCTF	14" Fiberglass Handle with Epoxy		1.0 Lbs.
00206-OCT	16" White Handle	16 oz. - 20 oz. Claw Hammer	0.5 Lbs.
00207-OCT	16" Clear Handle		
00206-OCTF	16" Fiberglass Handle with Epoxy		

DRILL HAMMER



No.	Description	Completion	Weight
00230	10.5" White Wood Handle	2, 3 & 4 Lb. Drill Hammer	0.5 Lbs.
00231	10.5" Clear Wood Handle		
00230F	10.5" Fiberglass Handle with Epoxy		

STRIKING TOOL
HANDLE
INSTALLATION
T6 ► FEATURED
IN TUTORIAL
SCAN 



ENGINEER HAMMER



No.	Description	Completion	Weight
00222	16" White Wood Handle	2, 3, & 4 Lb. Sledge and Cross Pein Hammers (small eye handle)	0.5
00223	16" Clear Wood Handle		

FRAMING HAMMER



No.	Description	Completion	Weight
00232-14	14" White Handle	16 oz. - 20 oz. Framing Hammer	
00233-14	14" Clear Handle		
00232	16" White Handle	24 oz. - 28 oz. Framing Hammer	0.5 Lbs.
00233	16" Clear Handle		
00234	18" White Handle	24 oz. - 28 oz. Hammer	
00235	18" Clear Handle		

GIG POLE



No.	Description	Dimension
010144	Gig Pole Handle	1 1/8" x 144"

TIRE TOOL



No.	Description	Weight
00253	30" Wood Handle	1.5 Lbs.

TAMPER ROD



No.	Description	Completion	Weight
00350	48" Wood Handle	8" x 8" or 10" x 10" Tamper	2.0 Lbs.

TWIST FILE



No.	Description	Weight
003T1	#1 Wood Handle for Small	.01 Lbs.
003T2	#2 Wood Handle for 4"	
003T3	#3 Wood Handle for 5"	
003T4	#4 Wood Handle for 6"	
003T5	#5 Wood Handle for 8"	
003T6	#6 Wood Handle for 10"	
003T7	#7 Wood Handle for 12"	
003T8	#8 Wood Handle for 14"	

PUSH FILE



No.	Description	Weight
00384	#1 Wood Handle for 3" - 4"	.01 Lbs.
00385	#2 Wood Handle for 4" - 6"	
00386	#3 Wood Handle for 6" - 8"	
00387	#4 Wood Handle for 8" - 10"	
00388	#5 Wood Handle for 10" - 14"	

CANE



No.	Description	Weight
00355	36" Wood Walking Cane with Poly Grip	1.0 Lbs.
00355W	36" All Wood Walking Cane	
00356	60" Wood Shepherd Cane with Poly Grip	2.0 Lbs.
00356W	60" All Wood Walking Cane	

CATTLE STICK



No.	Description	Weight
00362	60" Wood Stick	1.5 Lbs.

STRIKING TOOL
 HANDLE
 INSTALLATION
 T6 ▶ FEATURED
 IN TUTORIAL




FLAT METAL ASSEMBLY WEDGE ▶



No.	Description	Dimension
23602	#2 Ball Pein Hammer under 8 oz	Thickness: 5/32"; Width: 5/16"; Length: 3/4"
23603	#3 - Small Hammer	Thickness: 5/32"; Width: 15/32"; Length: 1 1/8"
23604	#4 - Axe	Thickness: 5/32"; Width: 1 1/4"; Length: 1 1/8"
23605	#5 - Large Hammer	Thickness: 5/32"; Width: 1"; Length: 1 1/8"
23606	#6 - Large Hammer	Thickness: 3/16"; Width: 1 1/4"; Length: 1 3/16"

METAL ASSORTED PIECES BOX ▶



No.	Description	Notation
23601	Wedges & Shovel Rivets with Display Box	Contains 50 each: #2 Metal Wedge & #3 Metal Wedge; 25 each: #4 Metal Wedge, #5 Metal Wedge, #6 Metal Wedge and Shovel Rivets

ROUND METAL ASSEMBLY WEDGE ▶



No.	Description	Dimension
23606TR1	Small	Large end dia.: 9/16" x 21/32" L
23606TR2	Large	Large end dia.: 3/4" x 3/4" L

WOOD ASSEMBLY WEDGE ▶




No.	Dimension	Completion
23606H	1 1/2" x 1 1/4" x 3/16"	Small Hammer
23606S	2 1/2" x 1 1/2" x 3/8"	Large Hammer - Sledge
23606A	2 1/2" x 3" x 3/8"	Axe

WOOD ASSEMBLY WEDGE PACK ▶



No.	Completion	Notation
23606H3	Small Hammer	1 ea. 23603 & 23606H
23606S5	Large Hammer - Sledge	1 ea. 23605 & 23606S
23606A4	Axe	1 ea. 23604 & 23606A

**FIBERGLASS
HANDLE
INSTALLATION FOR
SLEDGEHAMMER**
 T3 ▶ FEATURED
IN TUTORIAL


**D-GRIP
HANDLE
REPAIR**
 T5 ▶ FEATURED
IN TUTORIAL


**SHOVEL
INSTALL
TUTORIAL**
 T7 ▶ FEATURED
IN TUTORIAL


SHOVEL RIVET ▶



No.	Dimension
40005	6" x 3/16" Oval Head

EPOXY MIXING PACK ▶



No.	Notation
00100E	Fiberglass Handle Installation

D-GRIP REPLACEMENT ▶



No.	Description
40006	Metal with Wooden Cobb
40006P	Polypropylene – Solid One Piece

HOE & RAKE FERRULE



No.	Description	Dimension	Completion
00304A	Garden	3 3/4" L with 9/16" Opening	Standard B & C Hoe Handle
00304	Cotton	4 3/16" L with 5/8" Opening	Light Cotton Hoe Handle

SQUEEGEE FRAME: MADE OF 1" ANGLE ALUMINUM TO WHICH A 2" WIDE x 1/4" THICK STRIP OF HIGH-GRADE FLEXIBLE BLACK SQUEEGEE RUBBER OR NEOPRENE IS ATTACHED WITH CADMIUM PLATED SCREWS.



STRAIGHT

No.	Description	Dimension	Completion	Notation	Weight
M4118	Black Rubber Squeegee	18"	Steel Bracket Handle	Heavy Duty	16.0 Lbs.
M4124		24"			18.0 Lbs.
M4136		36"			23.0 Lbs.



STRAIGHT TAPERED HANDLE

No.	Description	Dimension	Completion	Notation	Weight
M4118TP	Black Rubber Squeegee	18"	Tapered handle (replacement handle No. 01060A).	1 1/8" x 60" tapered handle with steel bracket.	17.0 Lbs.
M4124TP		24"			19.0 Lbs.
M4136TP		36"			25.0 Lbs.
M4136TPN	Neoprene Squeegee				



CURVED

No.	Description	Dimension	Completion	Notation	Weight
M4618	Black Rubber Squeegee	18"	Steel Bracket Handle	Heavy Duty	16.0 Lbs.
M4624		24"			18.0 Lbs.
M4636		36"			23.0 Lbs.



CURVED TAPERED HANDLE

No.	Description	Dimension	Completion	Notation	Weight
M4618TP	Black Rubber Squeegee	18"	Tapered handle (replacement handle No. 01060A).	1 1/8" x 60" tapered handle with steel bracket.	17.0 Lbs.
M4624TP		24"			19.0 Lbs.
M4636TP		36"			25.0 Lbs.



REPLACEMENT SQUEEGEE BLADES

No.	Description	Dimension	Notation	Weight
<i>M4224R</i>	Black Rubber	24"	for straight or curved frames	11.0 Lbs.
<i>M4236R</i>		36"		16.0 Lbs.

BLACK TOP SQUEEGEE & BRUSH COATER



No.	Description	Dimension	Completion	Notation	Operation	Weight
<i>M4316S</i>	Palmyra staple set in a smooth sanded hardwood block with one threaded handle hole.	Length of trim: 2". Width: 16" with squeegee.	Requires No. <i>01148</i> handle (not included).	First, brush the dressing into the cracks and holes, then use the squeegee to spread the excess dressing to next untreated area.	The brush and squeegee combination permits a fast and economical distribution of black-top dressing on driveways, streets, roofs and parking areas.	15.0 Lbs.

WINDOW SQUEEGEE COMBINATION



No.	Description	Dimension	Completion	Notation	Weight
<i>M1422</i>	Silver Flagged Tip Plastic; Staple set - Clear Lacquered Hardwood Block; Plated Steel handle connector	Block Length: 8"; Length of trim: 2 1/2"	Requires No. <i>01048</i> handle (not included)	Any tapered handle will fit. Attached rubber squeegee made of high-quality rubber.	7.5 Lbs.

WHITE SIDEWALL



No.	Description	Dimension	Notation	Weight
<i>M6N</i>	White Nylon; staple set - smooth sanded wax tumbled hardwood block.	Block size: 8 1/2"; Length of trim: 5/8"; 7 x 7 rows.	Ideal for cleaning white sidewall tires.	4.0 Lbs.

GASOLINE PARTS



No.	Description	Dimension	Notation	Weight
<i>M10</i>	Stiff Multi-Colored Tampico; natural lacquered wood handle with hang up hole	Length of fiber: 3"; Overall Length: 12".	Filling material set in 1" diameter metal ferrule.	2.25 Lbs.
<i>M12</i>	Polypropylene in plastic handle with hang up hole	Length of fiber: 2 3/4"; Overall length: 10 1/2".	Filling material is heat set in a polypropylene ferrule.	2.50 Lbs.

WIRE WHEEL SPOKE




No.	Description	Dimension	Weight
<i>M626</i>	Cream colored Polypropylene twisted in wire on foam plastic handle	Brush head: 6" L x 2" Diameter tapering to 1 3/16" Diameter. 6" Overall length.	2.5 Lbs.

FENDER WASH



No.	Description	Dimension	Notation	Weight
<i>M40</i>	Palmyra	Block: 8" L x 3" W; Length of trim: 2"	staple set - wax tumbled hardwood block with hang up hole	7.25 Lbs.
<i>M49</i>	White Tampico	Block: 12" L x 3" W; Length of trim: 2"		8.25 Lbs.
<i>M44</i>	Palmyra	Block: 20" L x 3" W; Length of trim: 2"		9.00 Lbs.
<i>M45</i>	White Tampico			10.00 Lbs.

FOUNTAIN BRUSH HANDLE



No.	Description	Dimension	Notation	Weight
<i>MF60</i>	Fountain Brush Handle; Tubular steel with baked enamel finish.	60"	Standard thread on one end and other end is equipped with water hose coupling.	16.0 Lbs.

RECOMMENDED USE FOR ALL TYPES OF VEHICLES – FREIGHT VANS, TRUCKS, BOATS, ETC. SOME FINISHES MAY BE MORE SUSCEPTIBLE TO SCRATCHING THAN OTHERS; ALWAYS TEST IN AN INCONSPICUOUS AREA BEFORE USE.



BI-LEVEL TRUCK WASH

No.	Description	Dimension	Completion	Notation	Weight
M186N	Green Nylon; Densely filled; Staple set in a foam plastic block with 1 threaded handle hole.	Block size: 10"; Trim: 2 3/8"	Less handle - requires standard tapered or threaded handle (flo-thru hole for fountain type handle); No. MF60 handle purchased separately.	NOT acid resistant	16.0 Lbs.



9" TRUCK WASH

No.	Description	Dimensions	Completion	Weight
M3029	White Flagged Polystyrene; staple set - 9" foam plastic block with a protective bumper; block has 1 threaded and 1 tapered handle hole.	Size of block: 9" x 2 5/8"; Length of trim: 2 5/8"	No. MF60 handle included.	30.0 Lbs.
M3029B			no handle - requires standard tapered or threaded handle (flo-thru hole for fountain type handle), No. MF60 handle purchased separately.	18.0 Lbs.

One dozen per master carton.



10" TRUCK WASH

No.	Description	Dimension	Completion	Weight
M3032	Grey Flagged Plastic; staple set - foam plastic block with protective bumper; 1 threaded and 1 tapered handle hole.	Size of block: 10"; Length of trim: 3"	No. MF60 handle included.	28.0 Lbs.
M3032B			no handle - requires standard tapered or threaded handle (flo-thru hole for fountain type handle), No. MF60 handle purchased separately.	16.0 Lbs.

One dozen per master carton.

AUTOMOTIVE

WWW.BOWMANHANDLESINC.COM
P.O. BOX 3297, BATESVILLE AR 72503
MONDAY – FRIDAY, 6AM – 5PM CST

ALL PURPOSE SCRUB



No.	Description	Dimension	Weight
<i>M166</i>	White Tampico fiber staple set - wax tumbled hardwood block	Block length: 6 1/4"; Length of trim: 1 1/2".	5.5 Lbs.

BARBECUE GRILL SCOURING



No.	Description	Dimension	Notation	Weight
<i>M4043</i>	Crimped Brass; staple set - smooth wax tumbled hardwood block	Block size: 17 3/4" L x 2 1/2" W; Length of trim: 5/8"	Long wood handle with hang up hole	8.0 Lbs.

DECK & SCRUB



No.	Description	Dimension	Completion	Notation	Weight
<i>M314Y</i>	Yellow Polypropylene	14" Block; 2" Trim	Requires No. <i>01148</i> or No. <i>01048</i> handle (<u>not included</u>); Brace not included.	Staple set in sanded hardwood blocks; 1 threaded and 1 tapered handle hole	18 Lbs.

Filled with high quality ACID PROOF polypropylene.

BOWL



No.	Description	Dimension	Weight
<i>M156</i>	Heavily filled White Tampico fiber twisted in plated wire on lacquered hardwood handle with hang up hole.	Brush Head Size: 4" x 5"; Overall length: 18"; Handle length: 12"	7.0 Lbs

HAND & NAIL



No.	Description	Dimension	Notation	Operation	Weight
<i>M176</i>	White Tampico	Block size: 4 3/4" L x 1 1/4" W; Length of trim: 5/8".	Staple set in smooth sanded and waxed hardwood block.	cleaning hands at job sites, home or work areas	5.0 Lbs.
<i>M176-P</i>	White Plastic				

BEAVER TAIL COUNTER DUSTER



No.	Description	Dimension		Notation	Operation	Weight	
M54	Black Horsehair	13 1/2" overall	8" face	2 1/2" trim	staple set clear lacquered hardwood block with hang up hole in handle	dusting and cleaning counters & work areas	10.0 Lbs.
M55	Silver Flagged Polypropylene		9" face	2" trim			9.0 Lbs.

HANDY CLEANING



No.	Description	Dimension	Notation	Operation	Weight
M271	Brass wire	Block size: 7" L x 7/16" W; Length of trim: 1/2".	staple set in toothbrush-style plastic handle	Designed for general cleaning in metal plating and finishing industries or for cleaning small parts, seams and soldered joints.	1.5 Lbs.

HANDLE SCRUB



No.	Description	Dimension	Notation	Weight
M167R	Crimped White Polypropylene staple set - one-piece: plastic block & handle	Block Length: 6 1/2" L x 2 1/4" W; Length of trim: 1"	The handle is raised to prevent hands from being dipped into cleaning solution.	6.0 Lbs.

DAIRY UTILITY



No.	Description	Dimension	Notation	Weight
M68CP	Yellow Plastic Utility Brush, staple set in Polypropylene Block; Short Angled Handle (prevents scraped knuckles)	Block size: 8 1/2"; Length of trim: 2".	Will <u>not</u> break, crack or absorb water. <u>Recommended</u> - food industry use. <u>Not recommended</u> - acid solutions.	6.5 Lbs.



WATER PAINT

No.	Description	Dimension	Notation	Weight
<i>M561</i>	Best Grade White Tampico, staple set - clear lacquered hardwood block; 6 3/4" red painted handle	Block size: 6 1/2" L x 2" W; Length of trim: 4"; 5 rows wide.	This is a heavily filled brush recommended for the professional contractor.	10.0 Lbs.



PASTE APPLICATOR

No.	Description	Dimension	Weight
<i>M567</i>	Paste/White-Wash, Tampico staple set - smooth sanded Wax Tumbled Hardwood Block	Block size: 7"; Length of trim: 3 1/4"; Handle length: 6 3/4"; 2 rows wide.	7.0 Lbs.



MASON ACID

No.	Description	Dimension	Completion
<i>M178</i>	Heavily filled White Tampico Fiber staple set in wax tumbled hardwood block. Handle not included; 10.0 Lbs. each carton	Length: 1/4"; Width: 3"; Trim Length: 1 1/4"	no handle hole
<i>M179</i>			tapered handle hole; Requires No. 01048 handle (not included)
<i>M179WH</i>			tapered wood handle included
<i>M179T</i>			with threaded handle hole; Requires No. 01148 handle (not included)
<i>M179TWH</i>			with threaded wood handle included



PAINTERS SCRATCH WITH SCRAPER

No.	Description	Dimension	Completion	Notation	Operation	Weight
<i>M5SC-15</i>	Round Carbon Steel; scraper & handle bracket	Block size: 15" L x 2 1/4" W; Length of trim: 1 9/16"; 6 rows x 38 rows; Scraper width: 6".	Requires No. 01060A handle.	wire staple set - wax tumbled hardwood block;	scraper & handle bracket attached for scaling & scraping old paint	10.5 Lbs.

WIRE SCRATCH



No.	Description	Completion	Dimension	Notation	Weight
<i>M1S</i>	Round Carbon Steel	Curved Handle	Block size: 14" L x 1" W. Length of trim: 1 1/8". 3 rows x 19 rows.	staple set - smooth wax tumbled hardwood block	5.5 Lbs.
<i>M1SC</i>		Curved Handle with Scraper			6.0 Lbs.

SHOE HANDLE WIRE SCRATCH



No.	Description	Dimension	Notation	Weight
<i>M4SB</i>	Tempered Brass	Block size: 10" L x 1" W; Length of trim: 1 1/8"; 4 rows x 16 rows.	staple set - smooth wax tumbled hardwood block	5.5 Lbs.
<i>M4S</i>	Round Carbon Steel			4.5 Lbs.
<i>M4SC</i>				6.0 Lbs.

STRAIGHTBACK WIRE SCRATCH



No.	Description	Dimension	Notation	Weight
<i>M5S</i>	Round Carbon Steel	Block size: 7 1/8" L x 2 1/4" W; Length of trim: 1 3/4"; 6 rows x 19 rows.	staple set - smooth sanded hardwood block	9.0 Lbs.

STRAIGHT HANDLE SCRATCH



No.	Description	Dimension	Notation	Weight
<i>M8SC</i>	Heavy Gauged Steel Wire; straight handle with scraper	Block size: 11 1/2" L x 1 1/2" W; Length of trim: 1 9/16"; 4 rows x 11 rows.	staple set - smooth wax tumbled hardwood block	8.0 Lbs.



ROOFERS

No.	Description	Dimension	Completion	Notation	Operation	Weight
<i>M196</i>	White Tampico	7" Block Length; 2 1/2" Trim Length	Tapered hole, Requires No. 01048 (<i>not included</i>).	staple set - smooth sanded wax tumbled hardwood block	applying sealants to roofs	8.0 Lbs.
<i>M196T</i>						
<i>M195T</i>	Tampafil Plastic	7" Block Length; 2" Trim Length	Threaded hole, Requires No. 01148 (<i>not included</i>).			



ROOFERS THREE KNOT

No.	Description	Dimension	Completion	Notation	Weight
<i>M191</i>	Tampico	Block: 6 1/4" L x 1 3/4" W; Trim Length 4 1/8"	Tapered hole, Requires No. 01048 (<i>not included</i>).	Knots are securely attached in a hardwood block.	6.25 Lbs.

FINE CONCRETE FINISH BLACK POLYPROPYLENE



No.	Dimension	Completion	Notation	Operation	Weight
<i>M2124</i>	24" L; 3" Trim	Wood Handle	3 rows filling; staple set - clear lacquered hardwood w/ hang up hole	Applying a fine finish on newly poured concrete.	11.0 Lbs.
<i>M2124B</i>		Requires No. 01260 (<i>not included</i>).			17.0 Lbs.

CONCRETE FINISH SOFT GREY HORSEHAIR



No.	Dimension	Completion	Notation	Operation	Weight
<i>M2918</i>	18" L; 2 1/2" Trim	72" Wood Handle	Staple set - clear lacquered hardwood.	Lightweight, long handle & soft grey horsehair make it the ideal tool for applying a fine finish on concrete.	37.0 Lbs.
<i>M2918B</i>		Requires No. 01260 (<i>not included</i>).			25.0 Lbs.
<i>M2924</i>	24" L; 2 1/2" Trim	72" Wood Handle			47.0 Lbs.
<i>M2924B</i>		Requires No. 01260 (<i>not included</i>).			35.0 Lbs.

STREET BROOM: STAPLE SET IN A SMOOTH SANDED HARDWOOD BLOCK AND MADE FROM SOME OF THE HIGHEST QUALITY MATERIAL AVAILABLE, BUILT FOR USE IN RUGGED CONDITIONS AND MADE TO LAST. BULK PACKED, DURABLE LONG-LASTING PLASTIC WILL OUTLAST NATURAL FIBER. WILL NOT ABSORB ODORS, MILDEW, ROT OR DISCOLOR. WILL NOT ABSORB WATER AND RINSES CLEAN. WIDE FLARE ON ENDS ALLOWS CLOSE SWEEPING TO CURBS.

STREET BROOM CARBON STEEL



No.	Dimension	Completion	Notation	Operation	Weight
M3916	16" Brush Width; 3 3/4" Trim Length	Requires standard tapered handle (<u>not included</u>). Brace not included.	Staple set - smooth sanded hardwood block with two tapered holes. Wide flare on ends allows close sweeping next to curbs.	Thorough sweeping of asphalt and concrete before applying black-top sealant and for sweeping loose pea gravel and dirt from roofs before re-tarring.	23.0 Lbs.

No. 13 LINE STREET BROOM HEAVY GAUGE WHITE PLASTIC



No.	Dimension	Completion	Notation	Weight
M1316	16" Brush Width; 4 1/4" Trim Length	Requires No. 01060A (<u>not included</u>).	No Brace Included; Staple set in smooth sanded hardwood block. Durable long-lasting plastic will outlast natural fiber. Will not absorb odors, mildew, rot or discolor. Will not absorb water and rinses clean. Wide flare on ends allows close sweeping to curbs.	15.5 Lbs.
M1316WH		Yes, Threaded		21.6 Lbs.
M1324	24" Brush Width; 4 1/4" Trim Length	Requires No. 01060A (<u>not included</u>).		20.5 Lbs.
M1324WH		Yes, Threaded		26.5 Lbs.

Recommended for wet or dry sweeping where a rugged broom is required on rough surfaces such as concrete or asphalt street gutters, dairy barns, highway construction, etc.


No. 15 LINE STREET BROOM PALMYRA STALK



No.	Dimension	Completion	Notation	Operation	Weight
M1516P	16" Brush Width; 6 1/4" Trim	Requires No. 01060A (<u>not included</u>).	No Brace Included; Staple set in smooth sanded hardwood block. Wide flare on ends allows close sweeping to curbs.	For wet or dry sweeping in dairy barns, street sweeping, highway work, etc.	18.25 Lbs.
M1516PWH					24.25 Lbs.
M1524P	24" Brush Width; 6 1/4" Trim				24.50 Lbs.
M1524PWH					30.50 Lbs.



HEAVY DUTY BRACE & SCRAPER



No.	Description	Completion	Operation	Weight
M98	Heavy duty steel scraper.	Especially recommended for use with No. 14A and No. 22A Line Garage Brushes.	A handy tool to attach to a garage brush for scraping loose mud, heavy grease, gum, etc.	4.75 Lbs.
M99	Heavy duty handle brace made of aluminum bar stock.	Complete with all screws and wing nuts.	Fits all Floor & Garage Brushes	3.0 Lbs.

LINE FLOOR BRUSH: BUILT TO PERFORM, BUILT TO LAST. CONSTRUCTED OF ONLY THE HIGHEST QUALITY AVAILABLE NATURAL AND/OR SYNTHETIC FILAMENTS AND STAPLE SET INTO CLEAR LACQUERED SELECT HARDWOOD HALF ROUND OR PLASTIC BLOCKS.

No. 10 LINE FLOOR BRUSH 100% SELECTED BLACK TAMPICO



No.	Dimension	Completion	Operation	Weight
M1030	30" Brush Width; 3" Trim Length	Included: M99 Brace; Tapered Wood Handle	Recommended for dry sweeping semi-smooth floors.	55.0 Lbs.
M1030B	30" Brush Width; 3" Trim Length	Included: M99 Brace; Requires No. 01260 (not included).		43.0 Lbs.
M1036	36" Brush Width; 3" Trim Length	Included: M99 Brace; Tapered Wood Handle		62.0 Lbs.
M1036B	36" Brush Width; 3" Trim Length	Included: M99 Brace; Requires No. 01260 (not included).		50.0 Lbs.

No. 18 LINE FLOOR BRUSH 100% SELECTED BLACK TAMPICO



No.	Dimension	Completion	Operation	Weight
M1818	18" Brush Width; 2 1/2" Trim Length	Included: M99 Brace; Tapered Wood Handle	Recommended use for dry sweeping semi-smooth floors.	34.0 Lbs.
M1818B	18" Brush Width; 2 1/2" Trim Length	Included: M99 Brace; Requires No. 01260 (not included).		33.0 Lbs.
M1824	24" Brush Width; 2 1/2" Trim Length	Included: M99 Brace; Tapered Wood Handle		41.0 Lbs.
M1824B	24" Brush Width; 2 1/2" Trim Length	Included: M99 Brace; Requires No. 01260 (not included).		40.0 Lbs.



No. 26 LINE FLOOR BRUSH BLACK HORSEHAIR & POLY PROPYLENE



No.	Dimension	Completion	Notation	Operation	Weight
M2636	36" Brush Width; 3" Trim Length	Includes: Tapered Wood Handle; M99 Brace.	Staple set - clear lacquered half-round hardwood block.	For wet or dry sweeping. This brush will sweep fine or coarse debris on all types of surfaces.	62.0 Lbs.

No. 37 LINE FLOOR BRUSH SILVER FLAGGED TIP PLASTIC



No.	Dimension	Completion	Notation	Operation	Weight
M3718	18" Brush Width; 3" Trim Length	Threaded Wood Handle	Staple set - clear lacquered half-round hardwood block.	For sweeping smooth, highly polished floors, varnished wood or smooth concrete. Will sweep finest dust or grit. DO NOT USE WITH OIL BASE SWEEPING COMPOUND.	36.0 Lbs.
M3718B	Trim Length	Requires No. 01260			24.0 Lbs.
M3724	24" Brush Width; 3" Trim Length	Threaded Wood Handle			38.0 Lbs.
M3724B	Trim Length	Requires No. 01260			26.0 Lbs.
M3736	36" Brush Width; 3" Trim Length	Included: M99 Brace; Threaded Wood Handle			62.0 Lbs.
M3736B	Trim Length	Included: M99 Brace; Requires No. 01260 (not included).			50.0 Lbs.



GARAGE BRUSH: STAPLE SET IN A CLEAR LACQUERED HARDWOOD BLOCK (UNLESS OTHERWISE NOTED). MADE FROM THE HIGHEST QUALITY MATERIAL AVAILABLE, BUILT TO LAST. PACKED IN INDIVIDUAL CARTONS.

**No. 12 LINE GARAGE BRUSH
4" POLYPALM
PLASTIC**



No.	Dimension	Completion	Notation	Operation	Weight
<i>M1218</i>	18" Brush Width	Threaded Handle	staple set - clear lacquered hardwood; Brace Not Included	Wet or dry sweeping rough concrete or asphalt floors such as service station driveways, creamery and packing house floors. Will not soften when exposed to water, oils or grease.	45.0 Lbs.
<i>M1218B</i>		No, Requires No. 01260			33.0 Lbs.
<i>M1224</i>	24" Brush Width	Threaded Handle			54.0 Lbs.
<i>M1224B</i>		No, Requires No. 01260			42.0 Lbs.

**No. 14 LINE GARAGE BRUSH
4" PRIME STIFF
PALMYRA**



No.	Dimension	Completion	Notation	Weight
<i>M1418</i>	18" Brush Width	Threaded Handle	staple set - clear lacquered hardwood; Brace Not Included	43.0 Lbs.
<i>M1418B</i>		No, Requires No. 01260		31.0 Lbs.
<i>M1424</i>	24" Brush Width	Threaded Handle		50.0 Lbs.
<i>M1424B</i>		No, Requires No. 01260		38.0 Lbs.
<i>M1430</i>	30" Brush Width	Yes, Threaded	staple set - clear lacquered hardwood; Brace Included	60.0 Lbs.
<i>M1430B</i>		No, Requires No. 01260		48.0 Lbs.
<i>M1436</i>	36" Brush Width	Yes, Threaded		72.0 Lbs.
<i>M1436B</i>		No, Requires No. 01260		60.0 Lbs.

Recommended for wet or dry sweeping under rough conditions such as wet and greasy concrete floors in service stations, packing houses, creameries, etc.

BROOMS & MOPS

PHONE: 1.800.736.0390
 FAX: 870.251.2803
 SALES@BOWMANHANDLESINC.COM



BROOM WITH HANDLE

No.	Description	Weight
01412	#36 Warehouse; 1 Wire, 3 Sew; natural fiber	3.0 Lbs.
01414	High Grade; 6 Sew	2.0 Lbs.
01430	Economy; 4 Sew	
M463	12" angled, Flagged Black Plastic; 48" metal handle	1.6 Lbs.



BROOM HANDLE

No.	Description	Dimension	Weight
01048	48" Tapered	Diameter: 15/16"	1.0 Lbs.
01060	60" Tapered		
01060A	60" Tapered	Diameter: 1 1/8"	1.5 Lbs.
01072	72" Tapered		2.0 Lbs.
01148	48" Wood Thread	Diameter: 15/16"	1.0 Lbs.
01160	60" Wood Thread		1.5 Lbs.
01248	48" Metal Thread		1.0 Lbs.
01260	60" Metal Thread		1.5 Lbs.
01260A	60" Metal Thread	Diameter: 1 1/8"	1.5 Lbs.
01272	72" Metal Thread		2.0 Lbs.

DUST MOP

No.	Dimension	Completion	Notation	Weight
01818C	5" x 18"	Frame & Handle	Convenient zipper for easy changing of mop head.	3.5 Lbs.
01818		Head Only		1.5 Lbs.
01818F		Frame Only		1.0 Lbs.
01824C	5" x 24"	Frame & Handle		4.0 Lbs.
01824		Head Only		2.0 Lbs.
01824F		Frame Only		1.5 Lbs.
01836C	5" x 36"	Frame & Handle		4.5 Lbs.
01836		Head Only		2.5 Lbs.
01836F		Frame Only		2.0 Lbs.



Mop heads are made of 4 ply, looped end white cotton yarn evenly sewn on Sanforized duck.
Outside yarn is sewn on duck with two rows of lock stitching.

DUST MOP HANDLE



No.	Description	Weight
01860H	60" plated metal clip-on	2.0 Lbs.

360° mobility.

MOP W HANDLE

No.	Description	Weight
01700R	Blue Roofing	3.0 Lbs.
01816	16 oz. Rayon	2.0 Lbs.

STA-FLAT MOP

No.	Description	Weight
01616	16 oz. Cotton (head only)	1.0 Lbs.
01624	24 oz. Cotton (head only)	1.5 Lbs.
01632	32 oz. Cotton (head only)	2.0 Lbs.
01612R	12 oz. Rayon (head only)	0.5 Lbs.
01616R	16 oz. Rayon (head only)	1.0 Lbs.
01624R	24 oz. Rayon (head only)	1.5 Lbs.
01632R	32 oz. Rayon (head only)	2.0 Lbs.
01660	1" x 54" Wood Handle	1.5 Lbs.



COTTON MOP COMPLETED

No.	Description	Weight
01708	8 oz. with wood handle	1.5 Lbs.
01712	12 oz. with wood handle	2.0 Lbs.
01716	16 oz. with wood handle	2.5 Lbs.
01724	24 oz. with wood handle	3.5 Lbs.
01732	32 oz. with wood handle	4.0 Lbs.

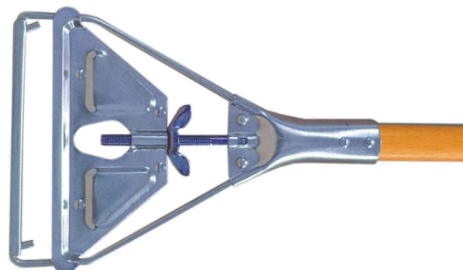


COTTON MOP

No.	Description	Weight
01516	16 oz. (head only)	1.0 Lbs.
01524	24 oz. (head only)	1.5 Lbs.
01532	32 oz. (head only)	2.0 Lbs.



QUICK CHANGE HANDLE



No.	Description	Weight
01750	60" wood handle securely fastened to heavily zinc plated steel	2.0 Lbs.

Standard wing nut construction with channel-type cross bar that detaches from one side to allow quick change of mop head.

AXE SHEATH



SINGLE BIT AXE



No.	Description	Completion	No.	Description	Dimension	Restoration	Weight
23127	Canvas	Camp Axe	22235	Wood Handle	3.5 Lb.; 36"	Handle No. 00107	5.0 Lbs.
23127C	Leather	3.5 Lb. Single Bit Axe	22235F	Fiberglass	Long.	Handle No. 00106F	6.0 Lbs.
23127D		2.5 Lb. Double Bit Axe	<i>Also available with a straight handle</i>				
23127E		3.5 Lb. Double Bit Axe					

CAMP AXE



No.	Description	Dimension	Restoration	Notation	Weight
23125R	Wood Handle	1.25 Lb.; 14" Long.	Handle No. 00245	No sheath.	1.75 Lbs.
23125RS				With Sheath.	
23125RF	Fiberglass Handle		Handle No. 00244F	No sheath.	2.25 Lbs.

DOUBLE BIT AXE



No.	Description	Dimension	Restoration	Weight
22135	Wood Handle	3.5 Lb.; 36" Long.	Handle No. 00115	5.0 Lbs.
22135F	Fiberglass Handle		Handle No. 00114F	6.0 Lbs.

DOUBLE BIT "CRUISER" AXE



No.	Description	Dimension	Restoration	Weight
22225	Wood Handle	2.5 Lb.; 28" Long.	Handle No. 00119	4.0 Lbs.

BOY'S / HOUSE AXE



No.	Description	Dimension	Restoration	Weight
22325	Wood Handle	2.5 Lb. Single Bit Boy's; 28" Long.	Handle No. 00109	4.0 Lbs.
22325H		2.5 Lb. Single Bit House; 18" Long.	Handle No. 00111	3.5 Lbs.



AXE EYE MAUL

No.	Description	Dimension	Restoration	Weight
20306	36" Wood Handle	6 Lb.	Handle No. 00113	7.5 Lbs.
20308		8 Lb.		9.5 Lbs.



SLEDGE EYE MAUL

No.	Description	Dimension	Restoration	Weight
20406	36" Wood Handle	6 Lb.	Handle No. 00101	7.5 Lbs.
20408		8 Lb.		9.5 Lbs.
20406F	36" Fiberglass Handle	6 Lb.	Handle No. 00100F	8.0 Lbs.
20408F		8 Lb.		10.0 Lbs.



POST MAUL

No.	Description	Dimension	Completion/Restoration	Weight
202213	Head Only	13 Lb.	Handle No. 00131/00130	13.0 Lbs.
202213-FF	36" Clear Handle			14.5 Lbs.
202216	Head Only	16 Lb.		16.0 Lbs.
202216-FF	36" Clear Handle			17.5 Lbs.



MALLET


No.	Description	Weight
LRM32	32 oz. Rubber Mallet	2.5 Lbs.

SPLITTING WEDGE



No.	Description	Weight
21104	4 Lb. Square Head	4.0 Lbs.
21105	5 Lb. Square Head	5.0 Lbs.
21108	8 Lb. Square Head	8.0 Lbs.

BALL PEIN HAMMER



No.	Description	Dimension	Restoration	Weight
23150-04	10" Wood Handle	4 oz.	Handle No. 00208/00209	0.5 Lbs.
23150		8 oz.		1.0 Lbs.
23150-12	12" Wood Handle	12 oz.	Handle No. 00210/00211	1.2 Lbs.
23151	14" Wood Handle	16 oz.	Handle No. 00212/00213	1.5 Lbs.
23152	16" Wood Handle	24 oz.	Handle No. 00214/00215	2.0 Lbs.
23153		32 oz.		2.5 Lbs.
23154	18" Wood Handle	40 oz.	Handle No. 00216/00217	3.0 Lbs.
23155		48 oz.		3.5 Lbs.
23151F	14" Fiberglass Handle	16 oz.	Handle No. 00212F	2.5 Lbs.
23152F	16" Fiberglass Handle	24 oz.	Handle No. 00222F	3.0 Lbs.
23153F	18" Fiberglass Handle	32 oz.	Handle No. 00216F	3.5 Lbs.

**STRIKING TOOL
 HANDLE
 INSTALLATION**
 T6 ► FEATURED
 IN TUTORIAL
 SCAN 



CROSS PEIN HAMMER



No.	Description	Dimension	Restoration	Weight
20102	16" Wood Handle	2 Lb.	Handle No. 00223-14	2.5 Lbs.
20103		3 Lb.	Handle No. 00223	3.5 Lbs.
20104		4 Lb.		4.5 Lbs.
20102F	16" Fiberglass Handle	2 Lb.	Handle No. 00222F	3.0 Lbs.
20103F		3 Lb.		4.0 Lbs.
20104F		4 Lb.		5.0 Lbs.

DRILL HAMMER



No.	Description	Dimension	Restoration	Weight
20002	10.5" Wood Handle	2 Lb.	Handle No. 00230/00231	2.5 Lbs.
20003		3 Lb.		3.5 Lbs.
20004		4 Lb.		4.5 Lbs.
20002F	10.5" Fiberglass Handle	2 Lb.	Handle No. 00230F	3.0 Lbs.
20003F		3 Lb.		4.0 Lbs.
20004F		4 Lb.		5.0 Lbs.



DOUBLE FACED SLEDGE HAMMER



No.	Description	Dimension	Restoration	Weight
20122	16" Wood Handle	2 Lb.	Handle No. 00223-14	2.5 Lbs.
20203		3 Lb.	Handle No. 00222/00223	3.5 Lbs.
20204		4 Lb.		4.5 Lbs.
20206	36" Wood Handle	6 Lb.	Handle No. 00100/00101	7.5 Lbs.
20208		8 Lb.		9.5 Lbs.
20210		10 Lb.		11.5 Lbs.
20212		12 Lb.		13.5 Lbs.
20216		16 Lb.		Handle No. 00100B/101B
20220	20 Lb.	21.5 Lbs.		


**FIBERGLASS
HANDLE
INSTALLATION FOR
SLEDGEHAMMER**
T3 ▶ FEATURED
IN TUTORIAL
SCAN




**STRIKING TOOL
HANDLE
INSTALLATION**
T6 ▶ FEATURED
IN TUTORIAL
SCAN



FIBERGLASS DOUBLE FACED SLEDGE HAMMER



No.	Description	Dimension	Restoration	Weight
20122F	16" Fiberglass Handle	2 Lb.	Handle No. 00222F	3.0 Lbs.
20203F		3 Lb.		4.0 Lbs.
20204F		4 Lb.		5.0 Lbs.
20206F	36" Fiberglass Handle	6 Lb.	Handle No. 00100F , pg. 1	8.0 Lbs.
20208F		8 Lb.		10.0 Lbs.
20210F		10 Lb.		12.0 Lbs.
20212F		12 Lb.		14.0 Lbs.
20216F		16 Lb.		18.0 Lbs.
20220F	20 Lb.	22.0 Lbs.		



BRICK HAMMER

No.	Description	Dimension	Restoration	Weight
B4230/18	14" Imported Brazilian Wood Handle	18 oz.	Handle No. 00218/00219	1.7 Lbs.
B4230/24		24 oz.		2.0 Lbs.

PAINTED CURVED CLAW HAMMER



No.	Description	Dimension	Restoration	Weight
<i>B4165/08</i>	14" Imported Brazilian Wood Handle	8 oz.	Handle No. <i>00204/205</i>	1.0 Lbs
<i>B4170/16</i>		16 oz.		1.5 Lbs.

CURVED CLAW HAMMER



No.	Description	Dimension	Restoration	Weight
<i>23131</i>	13" Wood Handle	13 oz.	Handle No. <i>00202/00203</i>	1.7 Lbs.
<i>23132</i>	14" Wood Handle	16 oz.	Handle No. <i>00204/0020</i>	1.5 Lbs.
<i>23132F</i>	16" Fiberglass Handle	16 oz.	Handle No. <i>00206-OCTF</i>	2.5 Lbs.
<i>23133</i>	16" Wood Handle	20 oz.	Handle No. <i>00206/00207</i>	1.7 Lbs.

STRAIGHT RIP CLAW HAMMER



No.	Description	Dimension	Restoration	Weight
<i>23134</i>	14" Handle	16 oz.	Handle No. <i>00204/00205</i>	1.5 Lbs.
<i>23135</i>	16" Handle	20 oz.	Handle No. <i>00206/00207</i>	1.7 Lbs.
<i>23134F</i>	16" Fiberglass Handle	16 oz.	Handle No. <i>00206-OCTF</i>	2.5Lbs.

CUTTER MATTOCK



No.	Description	Dimension	Completion/Restoration	Weight
<i>20525</i>	36" Wood Handle	2.5 Lb.	Handle No. <i>00120/00121</i>	4.0 Lbs.
<i>20535</i>	Head Only	5.0 Lb.	Handle No. <i>00124/00125/00125PL</i>	5.0 Lbs.
<i>20535-WH</i>	36" Handle w/ Poly Bell			7.25 Lbs.
<i>20535WWH</i>	36" Wood Handle			7.25 Lbs.



MATTOCK PICK

No.	Description	Dimension	Restoration	Weight
20625	36" Wood Handle	2.5 Lb.	Handle No. 00120/00121	4.0 Lbs.
20633	Head Only	3 Lb.	Handle No. 00126/00127 - 36" or 00128/00129 - 18"	3.0 Lbs.
20633-WH	36" Wood Handle			5.25 Lbs.
20633-GI	18" Wood Handle; G.I.	3 Lb.	Handle No. 00128/00129	4.0 Lbs.
20635	Head Only	5 Lb.	Handle No. 00124/00125/00125PL	5.0 Lbs.
20635WH	36" Handle w/ Poly Bell			7.25 Lbs.
20635WWH	36" Wood Handle			



RAILROAD PICK

No.	Description	Dimension	Restoration	Weight
20705	Head Only	5 Lb.	Handle No. 00124/00125/00125PL	5.0 Lbs.
20705-WH	36" Handle w/ Poly Bell			7.25 Lbs.
20705WWH	36" Wood Handle			
20706	Head Only	6 Lb.		6.0 Lbs.
20706-WH	36" Handle w/ Poly Bell			8.25 Lbs.
20706WWH	36" Wood Handle			
20707	Head Only	7 Lb.		7.0 Lbs.
20707-WH	36" Handle w/ Poly Bell			9.25 Lbs.
20707WWH	36" Wood Handle			

E Z DIG BERRY HOE



No.	Description	Completion/Restoration	Weight
40485	2 Lb., Head Only.	Handle No. 00307-18	2.0 Lbs.
40485WH18	2 Lb., 18" Wood Handle		3.0 Lbs.
40485WH	2 Lb., 54" Wood Handle	Handle No. 00307	

TWO PRONG BERRY HOE



No.	Description	Completion/Restoration	Weight
<i>40485-2HD</i>	Head Only.	Handle No. <i>00307-18</i>	2.0 Lbs.
<i>40485-218</i>	18" Wood Handle		3.0 Lbs.
<i>40485-2WH</i>	54" Wood Handle	Handle No. <i>00307</i>	

TWO PRONG HOE



No.	Description	Completion	Weight
<i>40301B</i>	54" Wood Handle	Handle No. <i>00300-54R</i>	2.0 Lbs.

ONE PRONG HOE



No.	Description	Completion	Weight
<i>40301</i>	54" Wood Handle	Handle No. <i>00300-54R</i>	2.0 Lbs.

SHANK GARDEN HOE



No.	Description	Dimension	Restoration	Notation	Weight
<i>40306</i>	60" Wood Handle	6"	Handle No. <i>00303RWF</i>	Shank hoes have a shank rather than a ferrule welded on to the hoe blade, then fits inside the hole in the handle.	2.0 Lbs.
<i>40307</i>		7"			
<i>40308</i>		8"			

EYE HOE BLADE



No.	Description	Dimension	Restoration	Weight
<i>40327-0</i>	Blade Only	6"	Handle No. <i>00306</i> (wood handle with Poly Bell), <i>00306W</i> (60" All wood handle), <i>00306F</i> (fiberglass)	1.0 Lbs.
<i>40327-2</i>		8"		2.0 Lbs.
<i>40327-M</i>				3.0 Lbs.

**HOE & RAKE
HANDLE
INSTALLATION**
 T1 ▶ FEATURED
 IN TUTORIAL
 [SCAN]



**KNOW YOUR
GARDEN
HOES 101**
 T4 ▶ FEATURED
 IN TUTORIAL
 [SCAN]



BUTTERFLY HOE



No.	Description	Completion	Weight
40310 ▶	60" Wood Handle	Handle No. 00301R	2.0 Lbs.



MORTAR HOE

No.	Description	Dimension	Restoration	Weight
40350	60" Wood Handle	9"	Handle No. 00330	2.5 Lbs.
40350A		7"		2.0 Lbs.



WARREN HOE

No.	Description	Completion	Weight
40352 ▶	60" Wood Handle	Handle No. 00301R	2.0 Lbs.



SOCKET HOE

No.	Description	Dimension	Restoration	Notation	Weight
40406	60" Wood Handle	6"	Handle No. 00301R	Socket hoes have the ferrule welded on to the hoe blade. The replacement handle fits inside the attached hoe ferrule.	2.0 Lbs.
40407 ▶		7"			
40408		8"			



CORN DRAG

No.	Description	Dimension	Restoration	Notation	Weight
40210C	48" Wood Handle; Forged Head	8 1/2" x 10"	Handle No. 00328	4 Round Tines.	3.7 Lbs.



SPEEDY CULTIVATOR

No.	Description	Restoration	Weight
40211	54" Wood Handle	Handle No. 00302RWF	2.0 Lbs.

COTTON SEED FORK



No.	Description	Dimension	Restoration	Notation	Weight
40206	30" D-Handle	15" x 14" with 1 1/8" Spacing.	Handle No. 00324 (D-handle), 00325E (48" handle)	Bent Pattern; Diamond Shaped Tines	6.10 Lbs.
40206L	48" Wood Handle				

SPADING FORK



No.	Description	Dimension	Restoration	Notation	Weight
40207	Deluxe with 30" D-Handle	Tines: 10 3/4" long; 7 1/8" wide.	Handle No. 00324	Diamond Back Tines	4.40 Lbs.
40207E	Economy Wire with D-Handle			Round Back Tines	

ENSILAGE FORK



No.	Description	Dimension	Restoration	Notation	Weight
40206E	30" D-Handle	15" x 13" with 1 5/8" Spacing	Handle No. 00324 (D-handle), 00325E (48" handle)	Bent Pattern	6.10 Lbs.
40206EL	48" Wood Handle				

BEDDING FORK 10 TINE



No.	Description	Dimension	Restoration	Notation	Weight
40206-10	48" Wood Handle	12" Tines; 10 3/4" Wide.	Handle No. 00325 (48"), or 00324 (D-Handle).	Tempered & Welded.	4.0 Lbs.
40206-10D	30" D-Handle				



4 TINE FORK

No.	Description	Dimension	Restoration	Notation	Weight
40204	48" Wood Handle	Tines: 13" Long; 8 3/4" Wide; 2 1/2" Spacing.	Handle No. 00325	Tempered & Forged.	3.0 Lbs.



5 TINE FORK

No.	Description	Dimension	Restoration	Notation	Weight
40205	48" Wood Handle	Tines: 13" Long; 8 3/4" Wide; 2" Spacing.	Handle No. 00325 - 48", or 00324P - 30" D-Handle.	Tempered & Forged.	3.5 Lbs.
40205D	30" D-Handle				



6 TINE FORK

No.	Description	Dimension	Restoration	Notation	Weight
40206-6	48" Wood Handle	12" Long Oval Tines; 9 1/4" Wide.	Handle No. 00325 (48"), or 00325B (30" D-Handle).	Bent Pattern; Sharpened & Tempered.	4.0 Lbs.
40206-6D	30" D-Handle				



PITCH FORK 3 TINE

No.	Description	Dimension	Restoration	Notation	Weight
40203	60" Wood Handle	Tines: 12" Long; 7 1/2" Wide; 3 3/4" Spacing.	Handle No. 00327	Bent Pattern, Oval Tines, Sharpened & Tempered.	2.5 Lbs.



POTATO HOOK

No.	Description	Dimension	Restoration	Notation	Weight
40209	Light; 48" Wood Handle	6 1/2" x 6 1/4"	Handle No. 00305-48AWF	4 Round Tines; Forged Head.	2.8 Lbs.
40210	Heavy; 48" Wood Handle	7" x 8 1/2"	Handle No. 00328	4 Flat Tines; Forged Head.	4.0 Lbs.

BARN SCAPER



No.	Description	Dimension	Restoration
40366	Wood Handle	24"	Handle No. 00330

FLOOR SCRAPER



No.	Description	Dimension	Restoration	Weight
40365	60" Wood Handle	7" with Socket	Handle No. 00301R	3.0 Lbs.

CONCRETE COME-A-LONG



No.	Description	Restoration	Weight
40368B	Wood Handle	Handle No. 00305WF	4.0 Lbs.

DELUXE SCRAPER



No.	Description	Dimension	Restoration	Weight
40365SS	54" Wood Handle	8 1/2" x 6" with Socket	Handle No. 00305-54NB	4.0 Lbs.

ROAD RAKE



No.	Description	Dimension	Restoration	Weight
40365R	60" Wood Handle	17 7/8" Wide; 16 Straight Tines	Handle No. 00305WF	4.6 Lbs.

ASPHALT RAKE



No.	Description	Dimension	Restoration	Notation	Weight
40367	60" Wood Handle	16 1/2" Wide; 14 Straight Tines.	Handle No. 00330	Heavy Pattern	6.7 Lbs.

TOOTH BOW RAKE



**HOE & RAKE
HANDLE
INSTALLATION**
 TI ▶ FEATURED
 IN TUTORIAL




No.	Description	Restoration	Notation	Weight
40361	1 1/8" x 60" Wood Handle	Handle No. 00303-RWF	14 Tooth	2.0 Lbs.
40361-16	60" Wood Handle		16 Tooth	2.5 Lbs.
40361-16H	Heavy 1 3/8" Shaped Wood Handle	Handle No. 00305WF		

HOW TO ORDER:

- The **THIRD** and **FOURTH** numbers in stock number tells the gauge of the wire.
- The **FIFTH** and **SIXTH** numbers tells how many teeth of the rake.
- The **SEVENTH** and **EIGHTH** numbers tell the length of the trim.


THEREFORE, STOCK No. 04112219
HAS 11 GAUGE WIRE WITH
22 TEETH THAT ARE 19" LONG.

BROOM RAKE



No.	Description	Notation	Weight
04112219	Industrial Broom Rake with 48" Handle	22 Tine	2.00 Lbs.
04132216	Lawn & Broom Rake with 48" Handle		

SHRUB RAKE



No.	Description	Dimension	Weight
04110912	Wood Handle	9 Tine with 48" Handle.	1.5 Lbs.

SPRING BACK LEAF RAKE





No.	Description	Dimension	Weight
041122K	Wood Handle	22 Tine; 20 inches wide.	2.0 Lbs.

TRENCHING SPADE



No.	Description	Dimension	Restoration	Weight
<i>40003T</i>	48" Wood Handle	4" x 12"	<i>00312/00314F</i>	3.0 Lbs.
<i>40003TF</i>	48" Fiberglass Handle		<i>00312/00314F</i>	4.0 Lbs.


ROOFING SPADE



No.	Description	Dimension	Restoration	Notation	Weight
<i>40115</i>	48" Wood Handle	6 7/8" x 12"	Handle No. <i>00314/00314F</i>	No Heel	4.0 Lbs.
<i>40115F</i>	48" Fiberglass Handle				5.0 Lbs.
<i>40116</i>	30" Wood D-Handle		Handle No. <i>00319/00319F</i>		4.0 Lbs.
<i>40116F</i>	30" Fiberglass D-Handle				5.0 Lbs.
<i>40117</i>	48" Import Wood Handle		Handle No. <i>00314/00314F</i>	With Heel	4.0 Lbs.
<i>40117F</i>	48" Fiberglass Handle				5.0 Lbs.
<i>40118</i>	30" Wood D-Handle		Handle No. <i>00319/00319F</i>	4.0 Lbs.	
<i>40118F</i>	30" Fiberglass D-Handle			5.0 Lbs.	

FIBERGLASS HANDLES ARE SOLID CORE.

ROOFING SPADE SERRATED



No.	Description	Dimension	Restoration	Weight
<i>40117-C</i>	48" Handle	6 7/8" x 12"	Handle No. <i>00314</i>	13.0 Lbs.
<i>40118-C</i>	D-Handle		Handle No. <i>00319</i>	14.5 Lbs.

GARDEN SPADE



No.	Description	Dimension	Restoration	Weight
<i>40114</i>	48" Import Wood Handle	6 7/8" x 11 3/4"	Handle No. <i>00314/00319</i>	4.0 Lbs.
<i>40114B</i>	30" Import D-Handle			
<i>40114F</i>	48" Import Fiberglass Handle		Handle No. <i>00314F/00319F</i>	5.0 Lbs.
<i>40114BF</i>	30" Import Fiberglass D-Handle			

FLORAL SHOVEL



No.	Description	Dimension	Restoration	Weight
40004	42" Wood Handle	6" x 9 1/2"	Handle No. 00316/00316B	3.0 Lbs.
40004B	30" D-Handle			

RICE SHOVEL



No.	Description	Dimension	Restoration	Weight
40002	48" Wood Handle	8 3/4" x 10 1/2"	Handle No. 00313/00314F	4.0 Lbs.
40002F	48" Fiberglass Handle			
40002P	Solid Shank, 48" Wood Handle	8" x 10 1/2" with 2 1/2" lift	Handle No. 00318H/00314F	5.0 Lbs.
40002PF	Solid Shank, 48" Fiberglass Handle			6.0 Lbs.

FIBERGLASS HANDLES ARE SOLID CORE.

DRAIN SPADE / SHARP SHOOTER



No.	Description	Dimension	Restoration	Weight
40003	30" Import D-Handle	5 3/4" x 14"	Handle No. 00322	4.0 Lbs.
40003F	30" Fiberglass D-Handle		Handle No. 00319F	5.0 Lbs.
40003L	48" Wood Handle		Handle No. 00312	4.0 Lbs.
40003LF	48" Fiberglass Handle		Handle No. 00314F	5.0 Lbs.
40003SS	30" D-Handle; Solid Shank, Forward Turned Step	5 1/2" x 14"	Handle No. 00322A	5.0 Lbs.
40003SSF	30" Fiberglass D-Handle; Solid Shank, Forward Turned Step		Handle No. 00319F	6.0 Lbs.
40003SSL	48" Wood Handle; Solid Shank, Forward Turned Step		Handle No. 00313	5.0 Lbs.
40003SSLF	48" Fiberglass Handle; Solid Shank, Forward Turned Step		Handle No. 00314F	6.0 Lbs.
40003-16	30" D-Handle	5 3/4" x 16"	Handle No. 00322	4.0 Lbs.
40003-16F	30" Fiberglass D-Handle		Handle No. 00319F	5.0 Lbs.
40003-16L	48" Wood Handle		Handle No. 00312	4.0 Lbs.
40003-16LF	48" Fiberglass Handle		Handle No. 00314F	5.0 Lbs.
40003-16SS	30" D-Handle; Solid Shank	5 1/2" x 16"	Handle No. 00322A	5.0 Lbs.
40003-16SSF	30" Fiberglass D-Handle; Solid Shank		Handle No. 00319F	6.0 Lbs.
40003-16SSL	48" Wood Handle; Solid Shank		Handle No. 00313	5.0 Lbs.
40003-16SSLF	48" Fiberglass Handle; Solid Shank		Handle No. 00314F	6.0 Lbs.

ROUND POINT HOLLOWBACK (OPEN BACK)

No.	Description	Dimension	Restoration	Notation	Weight
40000	48" Wood Handle	8 1/2" x 11 1/2" Blade	<i>00314/00314F</i>	Import	4.0 Lbs.
40000F	48" Fiberglass Handle		<i>00314/00314F</i>		5.0 Lbs.
40000B	30" Wood D-Handle		<i>00319/00319F</i>		4.0 Lbs.
40000BF	30" Fiberglass D-Handle		<i>00319/00319F</i>		5.0 Lbs.

**SHOVEL
INSTALL
TUTORIAL**
 T7 ► FEATURED
 IN TUTORIAL
 [SCAN]



**FIBERGLASS HANDLES ARE SOLID CORE.
 CLOSED BACK PREVENTS DIRT AND MUD BUILD UP.**



ROUND POINT SOLID SHANK

No.	Description	Dimension	Restoration	Notation	Weight
40000SS	48" Wood Handle	8 1/2" x 11 1/2"	Handle No. <i>00313/00314F</i>	Forward Turned Step	5.0 Lbs.
40000SSF	48" Fiberglass Handle				6.0 Lbs.
40000B-SS	30" Wood D-Handle		Handle No. <i>00322A/00319F</i>		5.0 Lbs.
40000B-SSF	30" Fiberglass D-Handle				6.0 Lbs.

SQUARE POINT HOLLOWBACK (OPEN BACK)

No.	Description	Dimension	Restoration	Weight
40001	48" Import Wood Handle	9 1/2" x 11 1/2"	Handle No. 00314/00314F	4.0 Lbs.
40001F	48" Fiberglass Handle			5.0 Lbs.
40001B	30" Import D-Handle		Handle No. 00319/00319F	4.0 Lbs.
40001BF	30" Fiberglass D-Handle			5.0 Lbs.

**FIBERGLASS HANDLES ARE SOLID CORE.
 CLOSED BACK PREVENTS DIRT AND MUD BUILD UP.**



SQUARE POINT SOLID SHANK

No.	Description	Dimension	Restoration	Notation	Weight
40001SS	48" Wood Handle	9 1/2" x 11 1/2"	Handle No. 00314F/00315	Forward Turned Step	5.0 Lbs.
40001-SSF	48" Fiberglass Handle				
40001B-SS	30" D-Handle		Handle No. 00319F/00320		
40001B-SSF	30" Fiberglass D-Handle				6.0 Lbs.

POLY GRAIN HOG SCOOP



No.	Description	Dimension	Restoration	Weight
<i>40009</i>	48" or 30" D-Handle	#12: 14 1/4" x 17 3/4" Blade	Handle No. <i>00319/00314</i>	3.5 Lbs.
<i>40009L</i>	48" Wood Handle			

FIBERGLASS HANDLES ARE SOLID CORE.

ALUMINUM SCOOP



No.	Description	Dimension	Restoration	Weight
<i>40010</i>	30" D-Handle, Brazil	#10: 14 3/4" x 18"	Handle No. <i>00319/00319F</i>	5.25 Lbs.
<i>40010F</i>	30" Fiberglass D-Handle, Brazil			6.25 Lbs.
<i>40010L</i>	48" Wood Handle, Brazil		Handle No. <i>00314/00314F</i>	5.25 Lbs.
<i>40010CL</i>	48" Wood Handle, China	6.25 Lbs.		
<i>40010LF</i>	48" Fiberglass Handle, Brazil	#12: 15 1/4" x 19"	Handle No. <i>00319/00319F</i>	5.50 Lbs.
<i>40012</i>	30" D-Handle, Brazil			6.50 Lbs.
<i>40012F</i>	30" Fiberglass D-Handle, Brazil		Handle No. <i>00314/00314F</i>	5.50 Lbs.
<i>40012L</i>	48" Wood Handle, Brazil	6.50 Lbs.		
<i>40012LF</i>	48" Fiberglass Handle, Brazil	#14: 15 3/4" x 20"	Handle No. <i>00319/00319F</i>	5.75 Lbs.
<i>40014</i>	30" D-Handle, Brazil			6.75 Lbs.
<i>40014F</i>	30" Fiberglass D-Handle, Brazil		Handle No. <i>00314/00314F</i>	5.75 Lbs.
<i>40014L</i>	48" Wood Handle, Brazil	6.75 Lbs.		
<i>40014LF</i>	48" Fiberglass Handle, Brazil			6.75 Lbs.



STEEL SCOOP

No.	Description	Dimension	Restoration	Weight
<i>40102</i>	30" D-Handle	#2: 11" x 15" Blade	Handle No. <i>00319/00319F</i>	5.8 Lbs.
<i>40102F</i>	30" Fiberglass Handle			6.8 Lbs.
<i>40102L</i>	48" Handle		Handle No. <i>00314/00314F</i>	5.8 Lbs.
<i>40102LF</i>	48" Fiberglass Handle			6.8 Lbs.
<i>40104</i>	30" D-Handle	#4: 11 1/2" x 16" Blade	Handle No. <i>00319/00319F</i>	6.2 Lbs.
<i>40104F</i>	30" Fiberglass Handle			7.2 Lbs.
<i>40104L</i>	48" Handle		Handle No. <i>00314/00314F</i>	6.2 Lbs.
<i>40104LF</i>	48" Fiberglass Handle			7.2 Lbs.
<i>40108</i>	30" D-Handle	#8: 14" x 17" Blade	Handle No. <i>00319/00319F</i>	6.8 Lbs.
<i>40108F</i>	30" Fiberglass Handle			7.8 Lbs.
<i>40108L</i>	48" Handle		Handle No. <i>00314/00314F</i>	6.8 Lbs.
<i>40108LF</i>	48" Fiberglass Handle			7.8 Lbs.
<i>40112</i>	30" D-Handle	#12: 15" x 19" Blade	Handle No. <i>00319/00319F</i>	7.2 Lbs.
<i>40112F</i>	30" Fiberglass Handle			8.2 Lbs.
<i>40112L</i>	48" Handle		Handle No. <i>00314/00314F</i>	7.2 Lbs.
<i>40112LF</i>	48" Fiberglass Handle			8.2 Lbs.

POST HOLE DIGGER



No.	Description	Restoration	Notation	Weight
<i>40380</i>	48" Wood Handle	Handle No. <i>00331</i>	Homeowner Grade; Red Blades.	9.0 Lbs.
<i>40380F</i>	Homeowner Grade; 48" Fiberglass Handle	Handle No. <i>00331F</i>		11.0 Lbs.
<i>40382</i>	Heavy Duty; 48" Wood Handle	Handle No. <i>00331</i>	Construction Grade; Blue Blades	15.0 Lbs.
<i>40382-8</i>	Heavy Duty; 96" Wood Handle	Handle No. <i>00331-8</i>		
<i>40382F</i>	Heavy Duty; 48" Fiberglass Handle	Handle No. <i>00331F</i> <i>SOLID CORE HDLE</i>		

KIZER / DITCH BANK BLADES



No.	Description	Notation	Restoration	Weight
40376	40" Wood Handle	Import	Handle No. 00137	5.0 Lbs.
40376F	Fiberglass Handle		Handle No. 00136F	5.5 Lbs.
40374	Junior; Wood Handle		Handle No. 00137-2	4.0 Lbs.

WEED CUTTER



No.	Description	Weight
40370	Wood Handle; Import	3.0 Lbs.

HEDGE SHEAR



No.	Description	Dimension	Weight
8600-12	Wood Handle	12" Blade; 9" Edge; Overall Length 21"	2.0 Lbs.

FOLDING PRUNING SAW



No.	Description	Dimension	Operation
LPS06	Rubber coated	6" carbon steel blade	Pruning, gardening & camping.
LPS08	ergonomic plastic handle	8" carbon steel blade	

LOPPING SHEAR



No.	Description	Restoration	Weight
8205-24	24" Wood Handle	Handle No. 00390	3.0 Lbs.
8205-30	30" Wood Handle	Handle No. 00393	3.5 Lbs.
8205-36	36" Wood Handle	Handle No. 00394	4.0 Lbs.
8504	Telescoping Handle	N/A	5.0 Lbs.

POLE TREE PRUNER



No.	Description	Weight
8132	96" Telescoping Handle; Import	6.0 Lbs.
8133	Head Only	4.0 Lbs.

BYPASS PRUNER



No.	Description	Weight
<i>BI-950</i>	Hand Pruner	1.0 Lbs.
<i>BI-951</i>	Heavy Hand Pruner	2.0 Lbs.

POTTED GARDEN 7 PIECE SET




No.	Description	Weight
<i>LGT07</i>	Thinning Scissors, Spray Bottle, Rake, Spade, Pruner, Trowel & Polyester Bag.	2.0 Lbs.

BOLT CUTTER



No.	Dimension	Weight
<i>164014</i>	14"	2.04 Lbs.
<i>164018</i>	18"	3.50 Lbs.
<i>164024</i>	24"	7.00 Lbs.
<i>164030</i>	30"	9.33 Lbs.
<i>164036</i>	36"	15.00 Lbs.
<i>164042</i>	42"	21.70 Lbs.

MACHETE & SHEATH



No.	Description	Dimension
<i>8618</i>	Machete with Handle.	18"
<i>8618S</i>	Canvas Machete Sheath.	
<i>8618WS</i>	Machete with Handle & Sheath.	
<i>8622</i>	Machete with Handle.	22"
<i>8622S</i>	Canvas Machete Sheath.	
<i>8622WS</i>	Machete with Handle & Sheath.	

CORN KNIFE MACHETE



No.	Description	Dimension
<i>B2644/18</i>	Wood Handle	18"

CANE KNIFE



No.	Description	Dimension
<i>B2620/13</i>	Wood Handle	13" Blade
<i>B2621/13</i>		26" Overall

BEAN HOOK



No.	Description	Restoration
<i>40305</i>	Bean Hook with Handle	Handle No. <i>00303WF14</i>

SAN ANGELO & SLATE UTILITY BAR



No.	Dimension	Notation	Weight
37258	58" San Angelo	Straight End	14.0 Lbs.
37272	72" San Angelo		17.0 Lbs.
37260B	1 x 60 Slate	Bent End	15.0 Lbs.
37270B	1 x 70 Slate		16.0 Lbs.



No.	Dimension	Weight
6203-315	16"	1.25 Lbs.

PINCH POINT CROWBAR



No.	Dimension	Weight
37248	48"	10.0 Lbs.
37260	60"	18.0 Lbs.

ADJUSTABLE WRENCH



No.	Dimension	Weight
LAWo8	8"	0.48 Lbs.
LAW10	10"	0.76 Lbs.
LAW12	12"	1.56 Lbs.

CAT'S CLAW PRY BAR



No.	Description	Weight
LCCNB	Rubber Grip	2.0 Lbs.

WEDGE POINT CROWBAR




No.	Dimension	Weight
37360	60"	18.0 Lbs.

DUAL HEAD PRY BAR



No.	Dimension	Weight
LPB24	24"	2.5 Lbs.
LPB30	30"	3.5 Lbs.

PIPE WRENCH



No.	Dimension	Notation	Weight
LPW10	10"	Single Unit	1.50 Lbs.
LPW14	14"		3.25 Lbs.
LPW18	18"		5.13 Lbs.
LPW24	24"		7.70 Lbs.
LPW36	36"		12.93 Lbs.
LPW48	48"		24.20 Lbs.
LPWo8-18	8" - 18"	4 Piece Set	9.50 Lbs.
LPWo8-24	8" - 24"		13.02 Lbs.

GOOSENECK WRECKING BAR



No.	Dimension	Weight
33012	12"	0.83 Lbs.
33018	18"	1.67 Lbs.
33024	24"	2.50 Lbs.
33030	30"	4.17 Lbs.
33036	36"	5.00 Lbs.
33048	48"	5.85 Lbs.

"POST HOLE" TAMPER



No.	Dimension	Weight
37372	72" Digging Bar	22.0 Lbs.

POST DRIVER



No.	Dimension	Notation	Weight
40381PD	Diameter: 8" x 34" Long. Inside measures 2 3/16" across.	USA	18.0 Lbs.

CANT HOOK



No.	Description	Dimension
<i>CH2253</i>	3' Wood Handle	With 2.25" Head
<i>CH22535</i>	3.5' Wood Handle	
<i>CH2254</i>	4' Wood Handle	
<i>CH22545</i>	4.5' Wood Handle	
<i>00142</i>	Wood Handle Replacement for Cant Hook	24"
<i>00142-30</i>		30"
<i>00143</i>		36"
<i>00144</i>		42"
<i>00145</i>		48"
<i>00146</i>		54"
<i>00147</i>		60"

SKIDDING TONG



No.	Dimension
<i>CH120</i>	1" x 20"
<i>CH125</i>	1" x 25"
<i>CH3416</i>	3/4" x 16"

COME-A-LONG



No.	Description
<i>LCA02</i>	2 Ton
<i>LCA04</i>	4 Ton

LOG JACK



No.	Dimension
<i>CH22535LJ</i>	2.25" x 3.5'

RATCHET STRAP & TIE DOWN



No.	Description	Dimension
<i>BRTD112</i>	Ratchet Strap/No Hooks	1" x 12'
<i>LRTD115C</i>	Camo Ratchet Tie Down	1" x 15'
<i>BRTD30</i>	Ratchet Tie Down	2" x 27'

ROPE



No.	Description	Dimension
<i>R12100C</i>	Camo Rope.	1/2" x 100'
<i>R12100CS</i>	Camo Rope on a Spool.	1/2" x 1000'
<i>R1250C</i>	Camo Rope.	1/2" x 50'
<i>R14100C</i>		1/4" x 100'
<i>R14100CS</i>	Camo Rope on a Spool.	1/4" x 1200'
<i>R316100C</i>	Camo Rope.	3/16" x 100'
<i>R316100CS</i>	Camo Rope on a Spool.	3/16" x 1200'
<i>R38100C</i>	Camo Rope.	3/8" x 100'
<i>R38100CS</i>	Camo Rope on a Spool.	3/8" x 1000'
<i>R3850B</i>	Black Rope.	3/8" x 50'
<i>R3850C</i>		
<i>R58100C</i>	Camo Rope.	5/8" x 100'

BUNGEE CORD



No.	Description	Dimension
<i>BSC12</i>	Bungee Cord	12"
<i>BSC18</i>		18"
<i>BSC24</i>		24"
<i>BSC30</i>		30"
<i>BSC21</i>		Heavy Duty Bungee Cord
<i>BSC31</i>	31"	
<i>BSC41</i>	41"	
<i>BS6</i>	6 Pc. Bungee Cord Set (2 each).	6", 12" & 18"

SUMMER TRUCKER HAT



No.	Description	Dimension
<i>BHL2020</i>	Navy Blue with Grey Leather Logo	One Size, Adjustable

SIGNATURE T-SHIRT



No.	Description	Dimension
<i>BHIT-S</i>	Navy Blue	Small
<i>BHIT-M</i>		Medium
<i>BHIT-L</i>		Large
<i>BHIT-XL</i>		Extra Large
<i>BHIT-XXL</i>		Extra-Extra Large

SIGNATURE HAT

No.	Description	Dimension
<i>BHISIG</i>	Navy Blue with White Embroidered Logo	One Size, Adjustable



HOE & RAKE HANDLE INSTALLATION
T1 ► FEATURED IN TUTORIAL



PICKING YOUR HANDLE 101
T2 ► FEATURED IN TUTORIAL



FIBERGLASS HANDLE INSTALLATION FOR SLEDGEHAMMER
T3 ► FEATURED IN TUTORIAL



KNOW YOUR GARDEN HOES 101
T4 ► FEATURED IN TUTORIAL



D-GRIP HANDLE REPAIR
T5 ► FEATURED IN TUTORIAL



STRIKING TOOL HANDLE INSTALLATION
T6 ► FEATURED IN TUTORIAL



SHOVEL INSTALL TUTORIAL
T7 ► FEATURED IN TUTORIAL



BOWMAN HANDLES, INC.

SUBSCRIBE • LIKE • COMMENT

YOUTUBE CHANNEL

DESCRIPTION	PG. NO.	DESCRIPTION	PG. NO.
ACID BRUSH	22	D-GRIP REPLACEMENT	15
ADJUSTABLE WRENCH	51	DITCH BANK BLADE HANDLES	5
ALUMINUM SCOOP	47	DITCH BANK BLADES	49
ASPHALT RAKES	41	DOUBLE BIT AXE	31
ASSEMBLY WEDGES	14	DOUBLE BIT AXE HANDLE	3
AXE EYE MAULS	32	DRAIN SPADE	44
AXE	31 - 32	DRAIN SPADE HANDLE	9 - 10
AXE SHEATH	31	DRILL HAMMER HANDLE	12
BALL PEIN HAMMER HANDLES	11	DRILL HAMMERS	33
BALL PEIN HAMMERS	33	DUAL HEAD PRY BAR	51
BARN SCRAPER	41	DUST MOP	29
BEAN HOOK	50	ENGINEER HAMMER HANDLE	12
BERRY HOE HANDLE	7	ENSILAGE FORK	39
BERRY HOE	36 - 37	ENSILAGE FORK HANDLE	7
BLACKSMITH HAMMER HANDLE	11	EPOXY PACK	15
BOLT CUTTER	50	EYE HOE BLADE	37
BORED & CHUCKED HOE HANDLES	6	EYE HOE HANDLE	7
BOW RAKE HANDLE	6	FENDER WASH BRUSH	18
BOW RAKES	41	FERRULES	15
BOY'S AXE HANDLE	3	FIBERGLASS SHOVEL HANDLE	8 - 9
BOY'S AXE	31	FILE HANDLE	13
BRACE	26	FLOOR BRUSHES	26 - 28
BRICK HAMMER HANDLE	11	FLOOR SCRAPER	41
BRICK HAMMERS	34	FLORAL SHOVEL HANDLE	8
BROAD AXE HANDLE	3	FLORAL SHOVELS	44
BROOMS & HANDLES	25 - 29	FOLDING CAMP SHOVELS	49
BUNGEE CORDS	52	FOLDING PRUNING SAW	49
BUTTERFLY HOE	38	FOOT ADZE HANDLE	5
BYPASS HAND PRUNER	50	FORKS: 3 - 10 TINE BEDDING	39 - 40
CAMP AXE	31	FORK HANDLE	7
CAMP AXE HANDLE	3	FOUNTAIN BRUSH HANDLE	18
CANE KNIFE	50	FRAMING HAMMER HANDLE	12
CANES	13	G.I. PICK	36
CANT HOOKS & HANDLES	52	G.I. PICK HANDLES	4
CANVAS MACHETTE SHEATH	50	GARAGE BRUSH	28
CAT'S CLAW BAR	51	GARDEN SPADE	43
CATTLE STICK	13	GIG POLE	13
CLAW HAMMER HANDLE	11 - 12	GOOSENECK WRECKING BAR	51
CLAW HAMMERS	35	GRUB HOE HANDLE	7
CLEANING BRUSH	21	HAMMER HANDLES	11 - 12
COME-A-LONG - TON	52	HAMMERS	33 - 35
CONCRETE BRUSH	24	HAND & NAIL BRUSH	20
CONCRETE COME A LONG	41	HAND PRUNER	50
CORN DRAG	39	HANDLE BRACE	26
CORN DRAG HANDLE	7	HATCHET HANDLES	4
CORN KNIFE	50	HAY FORK HANDLE	7
COTTON HOE HANDLE	6	HEDGE SHEAR HANDLE	5
COTTON SEED FORK	39	HEDGE SHEARS	49
COUNTER DUSTER	21	HOE BLADES	35 - 38
CROSS PEIN HAMMER	33	HOE HANDLES	6 - 7
CRUISER AXE	30	HOLLOWBACK SHOVEL HANDLES	8 - 9
CRUISER AXE HANDLE	3	HOLLOWBACK SHOVELS	45 - 46
CUTTER MATTOCK	35	HOUSE AXE HANDLE	3
CUTTER MATTOCK HANDLES	4	HOUSE AXE	31
DECK BRUSH	20	INDUSTRIAL BROOM RAKE	42

DESCRIPTION	PG. NO.	DESCRIPTION	PG. NO.
IRRIGATION SHOVEL HANDLE	9	RUBBER Mallet	32
KIZER BLADE HANDLES	5	SAN ANGELO BAR	51
KIZER BLADES	49	SCOOP SHOVEL HANDLE	9
LANDSCAPING ADZE	5	SCOOPS	47 - 48
LEAF, LAWN & BROOM RAKE	42	SCOURING BRUSH	20
LINE FLOOR BRUSH	26 - 28	SCRATCH BRUSH	22 - 23
LOG JACK	52	SCRUB BRUSH	20 - 21
LOPPING SHEARS	49	SEED & SPADE FORK HANDLE	7
LOPPING SHEAR HANDLE	5	SHANK HOE	37
MACHETTE W/WOOD HANDLE	50	SHARP SHOOTER SHOVEL HANDLE	9 - 10
Mallet	32	SHARP SHOOTER	44
MANURE FORK HANDLE	7	SHEPHERD CANE	13
MATTOCK HANDLES	4 - 5	SHOVEL HANDLES	8 - 10
MATTOCKS	35 - 36	SHOVELS	44 - 48
MAUL HANDLES	2	SHRUB RAKE	42
MAULS	32	SINGLE BIT AXE	31
MOPS & HANDLES	29 - 30	SINGLE BIT AXE HANDLE	3
MORTAR HOE	38	SKIDDING TONG	52
OCTAGON HANDLE	3, 12	SLEDGE EYE MAUL HANDLES	2
ONE PRONG HOE	37	SLEDGE EYE MAULS	32
OVAL EYE MAUL HANDLE	2	SLEDGE HAMMER HANDLES	2
PAINT BRUSH	22	SLEDGE HAMMERS	34
PARTS BRUSH	18	SOCKET HOE	38
PICK HANDLE	4	SOLID HOE HANDLES	6
PICKS	36	SPADING FORK	39
PINCH POINT BAR	51	SPEEDY CULTIVATOR	39
PIPE WRENCHES	51	SPRING BACK LEAF RAKE	42
PITCH FORK HANDLE	7	SQUARE HEAD SPLITTING WEDGE	32
PLOW HANDLE	10	SQUARE POINT SHOVEL HANDLES	8
POLE TREE PRUNERS	49	SQUARE POINT SHOVELS	46
POLY GRAIN HOG SCOOP	47	SQUEEGEE & REPLACEMENT BLADES	16 - 17
PONY SHOVEL HANDLE	9	STEEL SCOOPS	48
POST MAUL HANDLE	2	STRAIGHT HATCHET HANDLE	4
POST DRIVER	51	STRAIGHT SINGLE BIT MAUL HANDLE	2
POST HOLE DIGGER HANDLE	10	STREET BROOM	25
POST HOLE DIGGERS	48	TAMPER BAR	51
POST HOLE DIGGING BAR	51	TAMPER HANDLE	13
POST MAULS	32	TIRE TOOL HANDLE	13
POTATO HOOK HANDLE	7	TON COME-A-LONG	52
POTATO HOOKS	40	TRENCHING SPADES	43
RAILROAD PICK	36	TRUCK WASH BRUSH	19
RAILROAD PICK HANDLE	4	TWO PRONG HOE	37
RAKE HANDLE	6	US ARMY PICK HANDLE	4
RAKES	41 - 42	UTILITY BAR	51
RATCHET - STRAPS & TIE DOWNS	52	UTILITY BRUSH	21
RAZORBACK SHOVEL HANDLES	8 - 10	WARREN HOE	38
RICE SHOVEL HANDLE	9	WEDGE POINT CROWBAR	51
RICE SHOVEL	44	WEDGES - METAL: FLAT/ROUND & WOODEN	14
RIG HATCHET HANDLE	4	WEDGES - SPLITTING	32
RIVET	14 - 15	WEED CUTTER HANDLE	5
ROAD RAKE HANDLES	7	WEED CUTTER W/HANDLE	49
ROAD RAKES	41	WHEELBARROW HANDLE & WEDGE	10
ROOFERS BRUSH	24	WHITE SIDEWALL BRUSH	17
ROOFING HATCHET HANDLE	4	WINDOW BRUSH/SQUEEGEE	17
ROOFING SPADE	43	WIRE SCRATCH BRUSH	22 - 23
ROPE	52	WIRE WHEEL SPOKE BRUSH	18
ROUND POINT SHOVEL	45	WRECKING BAR	51



ACKNOWLEDGEMENTS

Loretta Bowman – **President/CEO**

lorettabowman@bowmanhandlesinc.com

Ray Bowman – **Vice President/Plant Manager/Sales**

raybowman@bowmanhandlesinc.com

Amelia Bowman – **Assistant Plant Manager/Sales**

ameliabowman@bowmanhandlesinc.com

Lisa Martin – **Secretary/Treasurer/Accounts Payable/Sales**

lisamartin@bowmanhandlesinc.com

Julie Bowman – **Accounts Receivable**

juliebowman@bowmanhandlesinc.com

Natalie Smith – **Reception/Marketing**

nataliesmith@bowmanhandlesinc.com

