



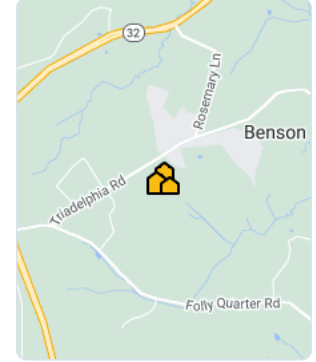
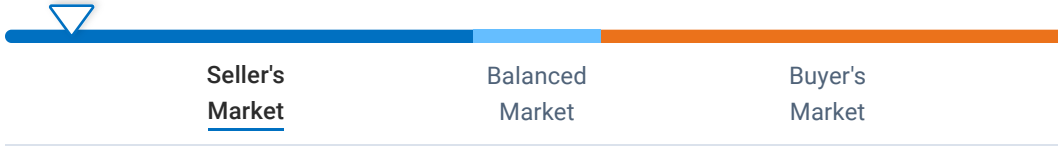
# Howard County, Maryland

## Market Trends

Property Type: SF + Condo/TH/Apt

March 2024

### Market Type



### Key Details

Months of Inventory	List to Sold Price %	Median Days in RPR	Median Sold Price
<b>0.68</b>	<b>103%</b> ↑ 2.07% MoM	<b>5</b> ↓ 37.5% MoM	<b>\$600,000</b> ↑ 9.09% MoM

Realtors Property Resource®, LLC

Source: Listings

## Median Estimated Property Value

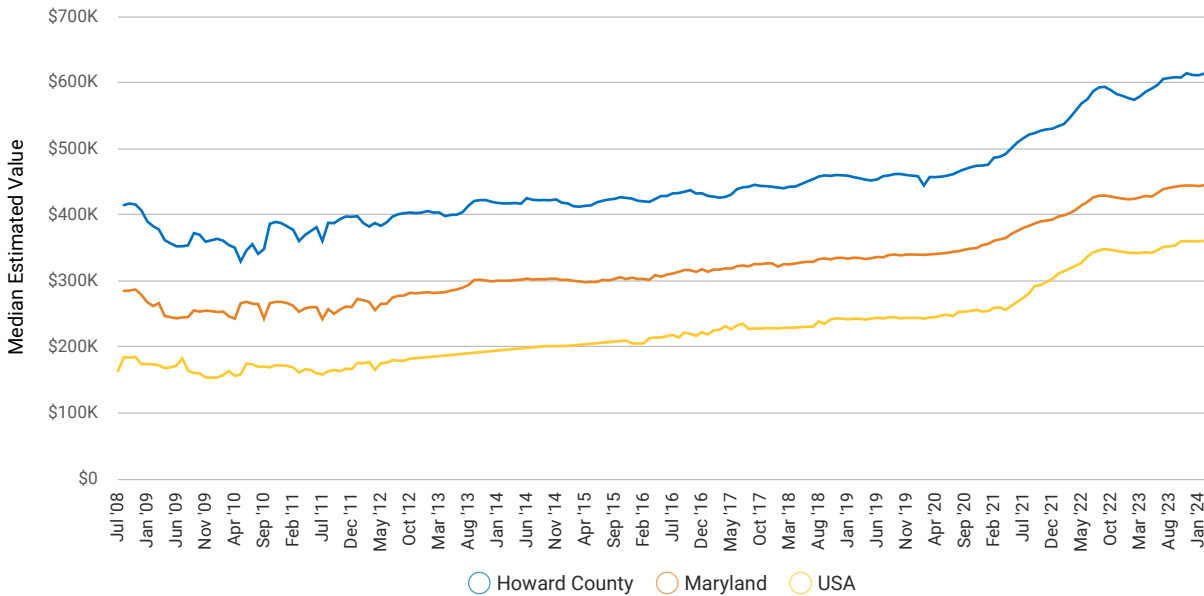
March 2024

Property Type: SF + Condo/TH/Apt

Median Estimated Value  
**\$617,810**

Last Month Change  
**+0.8%**

12 Month Change  
**+6.7%**



Realtors Property Resource®, LLC

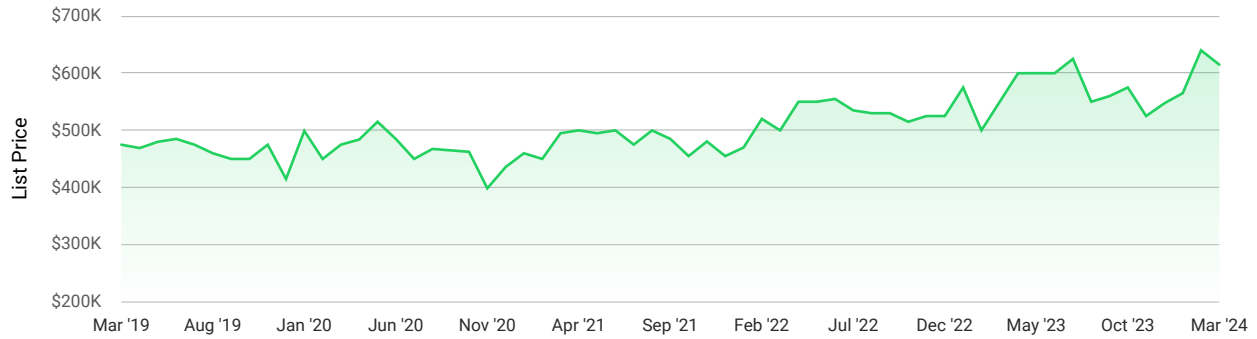
Source: Public Records and Listings

### New Listings

March 2024

Property Type: SF + Condo/TH/Apt

<b>Median List Price</b> <b>\$614,900</b> ↓ 3.9% MoM	<b># of Properties</b> <b>342</b> ↑ 16.7% MoM	<b>Median \$/Sqft</b> <b>\$299</b> ↓ 1.3% MoM	<b>Total \$ Volume</b> <b>\$229,505,316</b> ↑ 11.7% MoM	<b>Median Living Area Sqft</b> <b>2,052</b> ↓ 0% MoM
--	---	---	---	--



Realtors Property Resource®, LLC

Source: Listings

### Active Listings

March 2024

Property Type: SF + Condo/TH/Apt

<b>Median List Price</b> <b>\$759,900</b> ↑ 4.9% MoM	<b># of Properties</b> <b>189</b>	<b>Median Days in RPR</b> <b>17</b> ↓ 39.3% MoM	<b>Median \$/Sqft</b> <b>\$312</b> ↓ 0.3% MoM	<b>Total \$ Volume</b> <b>\$178,564,120</b> ↑ 4% MoM	<b>Median Living Area Sqft</b> <b>2,449</b> ↑ 7.4% MoM
--	--------------------------------------	---	---	--	--



Realtors Property Resource®, LLC

Source: Listings

## New Pending Listings

March 2024

Property Type: SF + Condo/TH/Apt



## Pending Listings

March 2024

Property Type: SF + Condo/TH/Apt

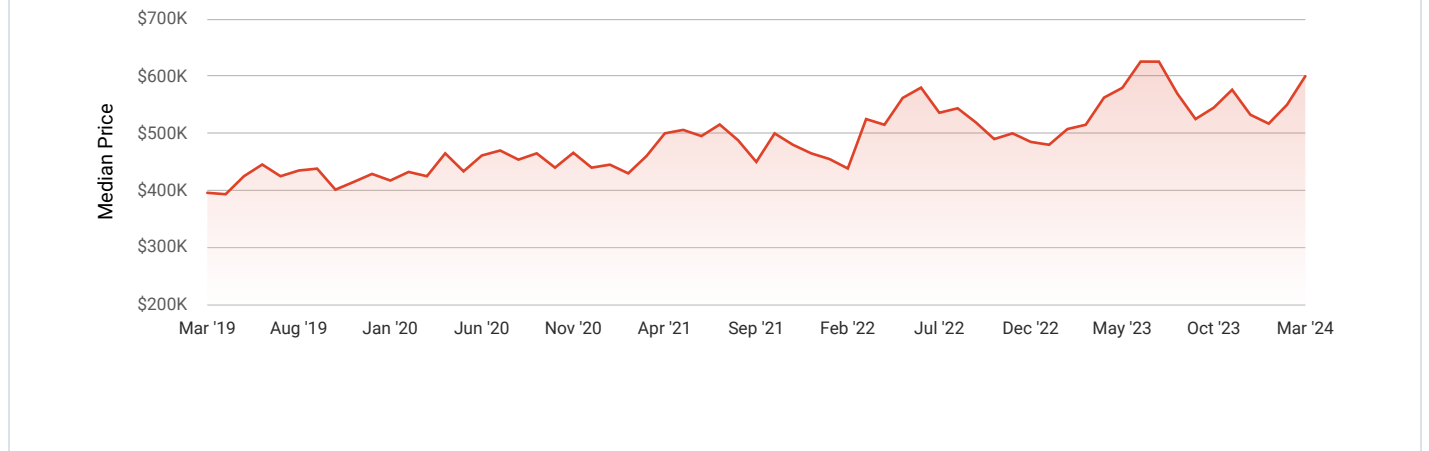


### Sold Listings

March 2024

Property Type: SF + Condo/TH/Apt

Median Sold Price	# of Properties	Avg. List to Sale Price %	Median Days in RPR	Median \$/Sqft	Total \$ Volume
<b>\$600,000</b> ↑ 9.1% MoM	<b>249</b> ↑ 24.5% MoM	<b>103.01%</b> ↑ 2.1% MoM	<b>5</b> ↓ 37.5% MoM	<b>\$309</b> ↑ 6.2% MoM	<b>\$154,947,926</b> ↑ 24.3% MoM



Realtors Property Resource®, LLC

Source: Listings

### Months Supply of Inventory

March 2024

Property Type: SF + Condo/TH/Apt

<b>Months Supply of Inventory</b> <b>0.68</b>	<b>Last Month Change</b> -	<b>12 Month Change</b> <b>-40.9%</b>
--	-------------------------------	---



Realtors Property Resource®, LLC

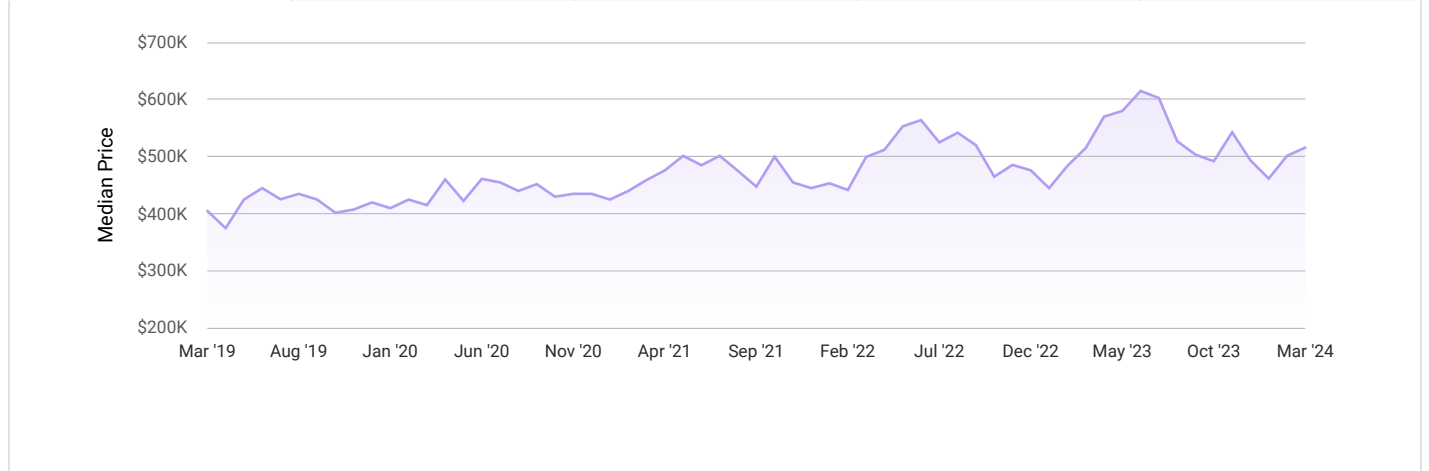
Source: Listings

### Sold Public Records

March 2024

Property Type: SF + Condo/TH/Apt

<b>Median Sold Price</b> <b>\$516,000</b> ↑ 2.9% MoM	<b># of Properties</b> <b>106</b> ↓ 27.4% MoM	<b>Median \$/Sqft</b> <b>\$321</b> ↑ 16.3% MoM	<b>Median Living Area Sqft</b> <b>1,560</b> ↓ 10.1% MoM	<b>Total \$ Volume</b> <b>\$62,518,087</b> ↓ 22.4% MoM
--	---	--	---	--



Realtors Property Resource®, LLC

Source: Public Records

### Affiliated Services

Guaranteed Rate Affinity



NMLS# 194933

Address 6031 University Blvd.

Ellicott City, MD 21043

[Website →](#)



**Josh Dreeben**

VP of Mortgage Lending

E-mail

[Josh.Dreeben@grarate.com](mailto:Josh.Dreeben@grarate.com)

Office (410) 216-1680