



WALK IN KENNELS



AEOLUS[®]



www.aeolusvet.co.uk info@aeolusvet.co.uk



The AEOLUS Way

Where Vision Meets Precision

At Aeolus, we don't just design animal care spaces; we reimagine them. Every project combines our deep industry knowledge, innovative design, and precision delivery to create environments where animals feel safe, teams work smarter, and outcomes improve. From first concepts to final installation, our process is built around one question: *how can this space help you thrive?*

Our Approach

Every facility is unique, so our starting point is understanding how your animals, staff, and daily operations move through their environment. We bring together evidence-based design and practical experience to shape kennel layouts that reduce stress, improve safety, and boost productivity. From airflow and sightlines to surface finishes and access points, every detail is aligned with your goals and the wellbeing of the animals in your care.

“

From design to implementation, the AEOLUS team was responsive to our needs as a shelter and boarding facility. They took time to point out areas in measurements that could have caused us troubles in the end. Their team was responsive and the equipment has greatly improved our care of animals.

Susan Austin, Camp Howl About It

The Team Behind the Transformation

Our team brings decades of experience across every corner of animal care – from GP and specialist veterinary practices, to animal shelters, council animal rehoming centres and pet resorts. We understand the pressures each environment faces, and design solutions that enhance welfare, streamline workflows, and create better experiences for animals, staff, and visitors alike.



Smarter Housing, Better Care

Lasting Performance

Meet the Aeolus FlexiPRO Kennels – the kennel system designed for the realities of animal care. Every detail works harder for you: surfaces that clean quickly, materials that dampen noise and resist wear, and airflow that supports a healthier environment. Creating spaces where animals settle faster, staff feel safer, and teams are proud to be part of. It's more than containment – it's the foundation for calmer wards, more efficient days, and better outcomes for animals and the people who care for them.



Designed for Animal Comfort & Staff Safety

Protect your team and keep animals at ease, with enclosures that offer secure freedom of movement. Hinged gates open both inwards and outwards for safer handling and better flexibility in every interaction.



Built to Perform, Built to Last

Engineered for years of reliable use. Made from chemical and weather-resistant materials that are easy to clean, low maintenance, and support long-term disease control. The hygiene-first design, with non-porous panels and seamless surfaces – minimises pathogen build-up, helping you maintain a healthier, safer environment for every animal in your care.



Calmer Animals, Smoother Care

Reduce stress and encourage better behaviour from day one. Noise-dampening panels, secure individual spaces, and limited sightlines minimise common triggers like barking, overcrowding, and visual contact. The result? Faster acclimatisation, easier handling, and a more positive experience for both animals and staff.



Healthier, Safer Spaces

Safeguard every animal's wellbeing with sealed, easy-clean surfaces, enhanced ventilation, and smart panel mounting that limits fluid transfer between runs. Reduce disease risk, cut cross-contamination, and create a cleaner environment for adoption areas, quarantine, boarding, and council facilities.

Designed with Purpose, Built with Care.

Practical Features, Proven Performance

FlexiPRO Kennels

Engineered for demanding animal care environments – veterinary hospitals, shelters, boarding, daycares, council pounds, and training facilities. Expertly designed with professional-grade materials, these kennels make cleaning, maintenance, and integration effortless, delivering dependable strength and performance day after day.



Durable, Hygienic Panels

Chemical and weather-resistant options in HDPE, FRP, stainless steel, or laminated composite. Non-porous surfaces and sealed joints make cleaning easy, support infection control, and reduce upkeep.



Exclusive Safety Hardware

Exclusive T-latch 2-way stainless steel latch system, precision-welded and load-tested for heavy use. Reinforced bi-directional gates with deburred, finished edges eliminate snag points and allow controlled entry and exit.



Keep Runs Cleaner & Safer


T-Channel floor mounts block liquid transfer while smooth, non-porous surfaces make cleaning fast and effective – saving staff time and reducing cross-contamination.



Custom Sizes & Layouts


Choose from standard heights (6ft or 8ft), gates (4ft wide), and isolation panels (6ft or 8ft). Widths and depths can be tailored to give you flexibility

to design kennels that fit your space.



Smart Design, Cleaner Care

Draining Kennels



Keep kennels drier and cleaner for easier care.

Draining Kennels are the smart solution when cutting into floors isn't possible or practical. Whether you're avoiding the cost of new plumbing or working in a leased building where modifications aren't allowed, these kennels give you above-floor drainage that keeps spaces hygienic without construction headaches.

Purpose-built for busy facilities, they make deep cleaning faster, improve hygiene, and create safer, more comfortable housing for animals in shelters, quarantine wards, and high-throughput boarding.

All the features of the on-the-floor Walk-In Kennel, plus:

Effortless Cleaning & Infection Control

Sloped stainless steel pans and integrated drainage system channels fluids directly to an outlet, while smooth, non-porous surfaces minimise retention points. This design streamlines disinfection, reduces biofilm formation, and lowers the risk of pathogen transmission.

Tough Composite Flooring with Drainage

Durable, scratch and bite-resistant panels with built-in drainage holes keep surfaces comfortable and allow fluids to flow away. Promoting a dry, clean, and fresh kennel environment for every dog.



Draining Pan




Raised Floor

Smooth, Level Installation. Streamlines Workflow.

Adjustable feet built into the draining base allow the system to be levelled on almost any surface, so drainage works properly even on uneven floors. This not only protects hygiene standards but also saves staff from dealing with puddling or blocked runs.

Floor panels are designed to lift out quickly and handle easily, giving teams full access underneath for a thorough clean. The result is a kennel system that installs smoothly, supports efficient workflows, and delivers optimum infection control every day.



Customise with Confidence

Design it Your Way



“

*The spaces you
create today shape
care tomorrow.*

Tailor layouts, finishes and features to suit your workflow, brand, and future growth.

Durable, hygienic, and animal-friendly wall panels can be customised in layout, finish, and function to suit your facility's style and needs. Smooth surfaces resist bacteria and moisture, while select panels offer noise-dampening and insulation. Modular design allows flexible configurations for any setting – supporting your workflow and evolving with your facility.

Points to Consider

- Choose layouts and finishes that support hygiene, easy cleaning, and waste containment.
- Create flexible spaces that can adapt to intake, quarantine, adoption, or exercise zones.
- Reduce noise and visual stressors with barriers, insulation, or smart layouts to keep animals calm.
- Ensure gates, doors, and pathways allow safe handling, rapid emergency response, and clear sight lines.
- Select materials and features that align with Fear Free® practices for a comfortable, animal-friendly environment.

Getting Started



1. Choose Your Wall Panel Material:

- HDPE
- FRP
- Stainless Steel Sheeting
- Laminated Composite
- Combination with ventilated Upper Panel



2. Choose Your Gate:

- Full Tempered Glass
- Tempered Glass + Stainless Steel Grid
- Full Stainless Steel Grid
- Stainless Steel Sheeting + Stainless Steel Grid
- HDPE Panel + Stainless Steel Grid
- FRP Panel + Stainless Steel Grid



3. Choose Your Add-Ons:

- Transfer Door (Wall or Panel Mounted)
- Top Cover
- Swivel Feeding Door



4. Essentials To Start Your Project:

- Floor Plan Showing the Dimensions of Your Space
- Purpose of Housing – Shelter, Boarding, Recovery, etc.
- Project Timeline and Address

Engineered to Perform

FRP Panels

FRP Panels

Ideal for Shelters, Pet Resorts, indoor and outdoor use.

- **High-Traffic Environments:** FRP panels are tough enough to handle active dogs in shelters or pet resorts, resisting scratches, impacts, and everyday wear.
- **Weather-Ready & Versatile:** UV and weather protection make them optimal for both indoor and outdoor kennels, so you can create flexible, long-lasting spaces.
- Glossy, textured surface available in Royal Blue and 4 Fear Free® colours.

High-Density HDPE Panels

Ideal for Indoors & Veterinary applications. • **Resists**

Moisture & Bacteria: Prevents moisture

absorption to reduce bacteria, mould and mildew, while allowing quick disinfection between animals and keeping its finish looking good for years to come.

• **Chemical Resistant:** Tough enough to withstand regular disinfection, including exposure to strong veterinary-grade cleaning agents, without degrading.

• Matte surface available in 2 Fear Free® colours.

Stainless Steel Panels

Ideal for Council Pounds, High-Activity Dogs. • **Durable & Resilient:**

Withstands heavy use in high-traffic areas, making it ideal for housing active or large animals, with diagonal reinforcement preventing noise from tapping. Withstands the force and impact of larger or more active dogs.

• **Corrosion-Resistant & Hygienic:** Resists rust and chemical damage, while its smooth, non-porous surface is easy to clean and sanitise for a consistently sterile environment.

Laminated Composite

Perfect for luxury suites, pet resorts, and boutique vet clinics. •


Premium Look & Feel: Available in 16 stylish colours and patterns to match luxury facility aesthetics.

- **Lightweight & Durable:** Easy to install, built with a stainless steel frame for long-lasting strength.
- **Hygienic & Easy to Clean:** Smooth, non-porous surface resists moisture, bacteria, and odours.

Combination Panels

Flexible for a wider range of applications. • Solid lower panels

deliver durability and hygiene, while the ventilated upper sections – available in HDPE, stainless steel wire, or tempered glass – provide light, airflow, and visibility. This allows staff to monitor animals easily and helps maintain a comfortable, well-ventilated environment.



FRP



HDPE



Stainless Steel



Laminated Composite



Combination

Compare Panel Materials

Compare your panel options to choose the right material for every space


Choosing the right wall panel material is essential to creating kennels that work for your facility, your staff, and the animals in your care. Each option offers a different balance of strength, ease of cleaning, noise control, insulation, and visual appeal. Use the chart below to compare materials, so you can select the best fit for each area of your facility.

Feature	HDPE	FRP	Stainless Steel	Laminated Composite
Material	High-density polyethylene, a thermoplastic polymer	1.5 mm fiberglass-reinforced panels bonded to a fire-retardant aluminium honeycomb core	1.2mm 304 brushed stainless steel sheeting panels welded to a stainless steel frame	Decorative laminate skin encasing a dense foam core
Recommended for	Indoors, Veterinary Applications	Shelters, Pet Resorts, Indoors, Outdoors	Council Pounds, Angry Dogs, etc.	Luxury Suites, Pet Resorts and Vets
Typical Uses	Recovery, Adoption Areas	General Housing	Isolation, Heavy-Use Wards	Luxury Suites, Pet Resorts, Branded Front-of-House
Durability	High	Excellent	Excellent	High
Cleanability	High (pH Neutral Cleaners Recommended)	High (pH Neutral Cleaners Recommended)	Excellent	Very Good
Chemical Resistance	Good	Very High	Excellent	Very High
UV Resistance	Low	High	Excellent	Excellent
Weather Resistant	Good	Excellent	Excellent	Excellent
Insulation	Good	Good	Low	Low
Noise dampening	Good	Good	Low	Good
Finish	Matte, Textured Surface	Glossy, Textured Surface	Brushed and Polished Surface	Smooth Surface
Colours	2 Fear Free® Colours	Royal Blue and 4 Fear Free® Colours	Polished Steel Only	16 Colours & Patterns

Compare Gate Materials

Choosing the Right Gate for Your Facility

A carefully selected gate can reduce handling risks, streamline daily routines, and support animal welfare. Made from 304 stainless steel, Aeolus gates swing both ways on top-and-bottom axles, prevent reach-through, and are designed to balance visibility, ventilation, hygiene, and durability. Fitting smoothly into any room layout or care routine.



Full Tempered Glass

Sleek and professional, with clear sightlines for quick monitoring. Set in a 304-grade stainless steel frame, the heat-treated glass is strong, scratch-resistant, easy to clean, and helps reduce noise for a calmer kennel.



Full Stainless Steel Grid

Heavy-duty stainless steel wire (5 mm gauge) with openings designed to prevent paw injuries. Provides natural airflow, clear visibility, corrosion resistance, easy cleaning, and long-lasting performance – ideal for high-activity areas.



Gate Options for Every Need

Choose a lower panel material with an upper stainless steel wire or tempered glass panel. Wire fronts provide airflow and easy monitoring; while glass fronts offer light and visibility with a more enclosed feel. The combination balances privacy, ventilation, and custom finishes for a versatile, practical kennel solution.

Feature	Glass	Full Stainless Steel Grid	Combination	Aggressive Dogs
Typical Uses	Monitoring, Reception-facing or Quiet Recovery	High-activity Areas, Secure Containment	Mixed-use Banks, Luxury Suites with Airflow and Privacy	Council Rehoming Centres and Shelters
Visibility	Excellent (Full View)	Excellent (Open Grid)	Excellent (Upper Grid)	Good
Ventilation	Good	Very High	High (Upper Grid)	High
Noise Insulation	Good (Glass Helps Reduce Noise)	Low (Open Design)	Low	Low
Scratch Resistance	High (Tempered Glass)	Very High (5mm Wire)	High (Grid+Panel Dependent)	Very High (Stainless Steel Isolation Panel On Inside, Wire Above)
Corrosion Resistance	Very High	Very High	Very High	Very High
Durability	High	Very High (Thick Gauge Wire, Laser Welded)	Very High	Very High
Customisation	Latch Style, Top Style	Latch Style	Lower Panel Material, Latch Style	Catch Pole Opening

Customisable Options

Smart, customisable features let you tailor kennels to your workflow, making routines safer and more efficient, reducing stress for animals, and giving staff confidence. These options enhance control, flexibility, and ease of handling – helping your facility work the way you need it to.



Gate Latch

Secure your kennel door with your choice of latch:

- Therian 2 Way Latch – Standard
- Pad Bolt Latch – 2 Way
- Magnetic Latch – 1 Way
- Double Latch – 1 Way

Therian Exclusive 2 way Stainless Steel Latch:

Over 20 years of research and development have gone into this innovative latch, designed for maximum safety and convenience. The gate opens both inwards and outwards, from inside or outside the kennel, and can be padlocked for added security – giving you complete control and peace of mind.

Transfer Door



Connect side by side, or indoor/outdoor runs, via control pulley system. Allows easy transfer of dogs between areas and adjustment of kennel allocation according to needs.

Swivel Feeding Door

Feed and water safely without opening the main gate. Lockable feeding slot prevents escapes, with durable 304 stainless steel bowls for long-lasting, rust-free use.

Top Cover

Enhanced security and safety with kennel top covers preventing escapes and unwanted access. Outdoor covers protect dogs from debris and swooping birds. Made from durable, long-lasting 304 stainless steel.

Select Type of Finishes:



Door Top Style

Flat or
Arched




Gate Locks

Therian Latch,
Pad Bolt, Magnetic
or Double Latch



Top Cover

Stainless Steel Grid




Transfer Door

Via Pulley Handle
Next to Front Gate



Swivel Feeding Door

Aeolus FlexiPRO Kennels Worldwide



Specialty Option

Cat Runs

Great for Rehoming Centres and Pet Resorts. Available in HDPE or FRP with 2 x shelves, 2 x ramps.

Aeolus Modular Cat Runs create a comfortable, enriching space for cats while making life easier for staff. Safe, separate housing with climbing, perching, and lounging options keeps cats happy; while removable stairs and durable materials make cleaning and daily care simple – supporting welfare, efficiency, and long-lasting performance.



Modular Design

Configure and expand spaces to suit your facility's layout – from single enclosures to connected multi-cat areas.



Feline-Friendly Materials

Smooth, non-porous panels resist scratches and are easy to clean, supporting the highest hygiene standards.



Stress Reduction

Designed to minimise visual stress while maintaining light flow and visibility, keeping cats calmer.



Custom Access Points

Choose from standard or larger doors, with secure latches to safely contain even the most agile cats.



Add Vertical Interest

Optional shelves, climbing platforms, and resting spots provide enrichment and keep cats engaged and happy.



Play, Explore, Thrive

These runs give cats space to play, hide, and perch in a thoughtfully designed environment that balances privacy, stimulation, and comfort. Cozy hideaways and vertical elements encourage cats to feel secure, relaxed, and confident, creating a calm, enriching space where they can truly thrive.

Specialty Option

Stacked Kennels

Two Levels, Twice the Space Efficiency

Stackable kennels help you make the most of your space without compromising on animal comfort or hygiene. Ideal for peak periods or small dog housing, these modular units combine durable construction, practical workflow, and provide a calm safe environment for dogs and cats.



Maximise Floor Space

Two-tiered housing doubles your capacity without expanding your footprint.



Solid Construction

High-quality panels and gates ensure strength, safety, and long service life.



Hygienic & Easy to Clean

Non-porous surfaces and smooth finishes make disinfection quick and hassle-free. Optional drains are available for use for dog housing only.



Noise & Temperature Control

FRP and HDPE panels offer insulation and noise reduction for a calmer environment.



Staff-Friendly Design

Middle transfer doors and modular layout support efficient workflows and easy daily care.



Contain, Care, Adapt

Double-Stacked Kennels let you scale your capacity with ease, keeping small-to-medium dogs safely contained while maintaining clear separation for different groups. Their modular design supports quick reconfiguration, making it simple to respond to seasonal demand, special requirements, or temporary surges without disrupting your facility's routines.

Build Your Kennels

Function & Panels

Function: ☐ On the floor ☐ Draining Location: ☐ Indoor ☐ Outdoor

Each kennel dimensions: Length: _____ Width: _____ Height: _____


1. Choose Your Panels

Side Panels:




Lower Panel Height: _____

Lower Panel Material:



Upper Panel Material:



Back Panels:




Replace back panel with existing wall: ☐ Yes ☐ No


FRP Skin for existing wall: ☐ Yes ☐ No

Lower Panel Height: _____

Lower Panel Material:



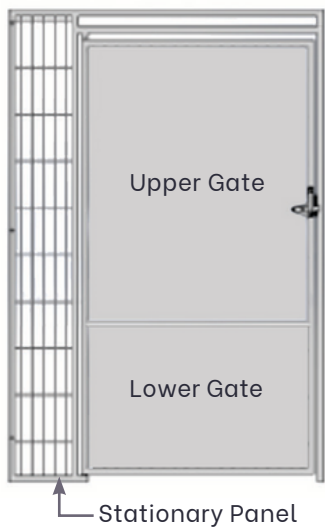
Upper Panel Material:



Build Your Kennels

Gates & Customisation

2. Choose Your Gates





Style: ☐ Arch Top ☐ Flat Top

Latch Options: ☐ Therian Latch 2-Way ☐ Pad Bolt Latch 2-Way
☐ Magnetic Latch 1-Way ☐ Double Latch 1-Way







Stationary Panel Next To Door: ☐ Yes ☐ No

Upper Gate Material:

☐  ☐ 

Tempered Glass Stainless Steel Grid

Lower Gate Material:

☐  ☐  ☐  ☐  ☐  ☐ 

Tempered Glass Stainless Steel Grid HDPE FRP Stainless Steel Laminated Composite

3. Choose Your Add Ons

Transfer Door: ☐



Back Wall ExampleHandle at Kennel Gate

Top Cover: ☐



Swivel Feeding Door: ☐



For the Bottom of the Gate