



2024

Siding Collection

Vinyl, Polymer & Aluminum Siding,
Trim and Accessories

Product Catalog

SPRING 2024

Vinyl & Polymer Siding Products

Aluminum Siding Products

Vinyl Carpentry®

Soffit & Vertical Siding

Vinyl Carpentry® Accessories

Aluminum Soffit & Accessories

STONEfaçade®

Restoration Millwork®

Cellular PVC Trim

CertaWrap™

Weather Resistant Barrier



WHAT'S NEW

Below are the new additions for Siding in 2024.

SIDING PRODUCTS

COMING SOON - Cedar Impressions® Double 7" Staggered Perfection Shingles 3G Panel and Offset Mitered Cornerpost

UPDATED PANEL AND CORNERPOST in the same Legacy solid colors

Cedar Impressions® Double 7" Straight Edge Perfection Shingles

Panel is available in the following solid colors - Deep Mineral (22), Smoky Gray (83), Tuxedo (56)

CERTAplank® Single 7" Reinforced Clapboard

Panel is available in the following solid colors - Herringbone (04), Midnight Blue (45), Sable Brown (29), Smoky Gray (83), Wedgewood Blue (89)

Monogram (Double 4" and Double 5" Clapboard and Double 5" Dutchlap)

Panel is available in the following solid colors - Deep Mineral (22), Graystone (61), Sparrow (58)

Single 8" Board & Batten

Panel is available in the following solid color - Graystone (61)

Single 7" Board & Batten

Panel is available in the following solid colors - Deep Mineral (22), Graystone (61), Sparrow (58)

SOFFIT & ACCESSORIES

Invisivent® Triple 3-1/3" Soffit (Invisivent and Solid)

Available in the following color - Black (54)

Cedar Impressions® 7" Offset Corner

Panel is available in the following solid colors - Deep Mineral (22), Smoky Gray (83), Tuxedo (56)

3/4" Inside and Outside Cornerposts

Panel is available in the following solid colors - Deep Mineral (22), Graystone (61), Sparrow (58)

Cornice Molding

Available in the following colors - Deep Mineral (22), Smoky Gray (83), Tuxedo (56)

1/2" and 3/4" J-Channel

Available in the following colors - Deep Mineral (22), Graystone (61), Sparrow (58) [and Black (54) in 3/4" only]

3/8" Pocket J-Channel

Available in the following colors - Herringbone (04), Midnight Blue (45), Sable Brown (29), Smoky Gray (83), Wedgewood Blue (89)

Undersill Trim

Available in the following colors - Deep Mineral (22), Graystone (61), Sparrow (58)

Shake/Shingle Undersill Trim

Available in the following colors - Deep Mineral (22), Tuxedo (56)

ALUMINUM SIDING PRODUCTS

Urban Reserve Metal Siding and Soffit (Smooth Finish)

Panel is available in the following solid colors - Black LG (054), Brushed Pewter (139), Carbon Black (136), Charcoal Ash (149), Commercial Brown (112), Grafton Grey (131), Rustic Granite (155), Silver Bullet (106), Wolf White (191)

COMING SOON - Gothic Grey (111), Harvest Cedar (167), Rockwood (189), Soho Grey (159)

Urban Reserve Aluminum Accessories: Outside Corner, 3/8" J-Channel, Metal Starter, H-Trim, and Poly Smooth Trim Coil

Panel is available in the following solid colors - Black LG (054), Brushed Pewter (139), Carbon Black (136), Charcoal Ash (149), Commercial Brown (112), Grafton Grey (131), Rustic Granite (155), Silver Bullet (106), Wolf White (191)

COMING SOON - Gothic Grey (111), Harvest Cedar (167), Rockwood (189), Soho Grey (159)

ALUMINUM SOFFIT & ACCESSORIES

Aluminum Triple 4" and Quad 4" Soffit (Solid, Fully Vented and Center Vented)

Available in the following colors - Black LG (054), Colonial White (001), Musket Brown (049), Natural Clay (060), Wolf White (0191)

Aluminum Trim Coil (Poly Smooth Coated)

Available in the following colors - Black LG (054), Colonial White (001), Musket Brown (049), Natural Clay (060), Wolf White (191)

COMING SOON - Charcoal Gray (046), Desert Tan (007), Herringbone (004), Sandstone Beige (015), Savannah Wicker (059), Snow (031), Sterling Gray (033), Tuxedo (056)

Aluminum Accessories: 3/8" J-Channel, 1/2" J-Channel, 3/8" F-Channel, 9/16" F-Channel, 6" Fascia, 8" Fascia, 1-1/2" Drip Edge, 2" Drip Edge

Available in the following colors - Black LG (054), Colonial White (001), Musket Brown (049), Natural Clay (060), Wolf White (191)

Table of Contents

Color Matrices.....2, 5-6

Accessory Matrix.....4

Shake & Shingle Siding

Cedar Impressions® Polymer Shake & Shingle Siding7

Cedar Impressions® Accessories10

Northwoods® Vinyl Shake & Shingle Siding13

Insulated Siding

CedarBoards™ and CedarBoards™ XL Insulated Siding.....14, 21

CedarBoards™ Accessories.....15

Reinforced Siding

CERTApLank™ Reinforced Siding.....17

Reverse Board & Batten Reinforced Siding.....17, 21

Vinyl Siding

Monogram®18

Monogram® XL19

Restoration Classic™20

Board & Batten.....21

Carolina Beaded™22

MainStreet™23

American Legend™25

Encore™26

Aluminum Siding

Urban Reserve Aluminum Siding27

Vinyl Carpentry® Soffit & Vertical Siding

Invisivent® Triple 3-1/3" Soffit30

Perimeter™ Triple 3-1/3" Soffit30

Ironmax™ Soffit31

Beaded Soffit32

Universal Soffit.....33

Value Soffit34

Vinyl Carpentry® Accessories

Corner Systems.....35

Window & Door Trim41

Wall Transitions.....43

Soffit Transitions.....44

J-Channel.....45

Functional Trim46

Starter Strips48

Soffit Trim49

Mounting Blocks.....51

Aluminum Soffit and Accessories53

House Wrap

CertaWrap™ Weather Resistant Barrier & Housewrap58

CertaWrap™ Tape.....59

Tools

Shingle Repair Kit & Monogram Zipper Tool.....60

STONEfacade® Architectural Stone Cladding System61

Restoration Millwork® Cellular PVC Trim63

Color & NGBS RC GREEN Approved Product Matrix

SIDING PRODUCTS	ARBOR BLEND	AUTUMN RED	AUTUMN YELLOW	BROWNSTONE	BUCKSKIN	CASTLE STONE	CEDAR BLEND	CHARCOAL GRAY	COLONIAL WHITE	CYPRESS	DEEP MINERAL	DESERT TAN	DRIFTWOOD BLEND	ESPRESSO	FLAGSTONE	FOREST	FRONTIER BLEND	GRANITE GRAY	GRAYSTONE	HEARTHSTONE	HERITAGE CREAM	HERRINGBONE	LIGHT MAPLE	MELROSE	MIDNIGHT BLUE	MOUNTAIN CEDAR	NATURAL BLEND	NATURAL CLAY	OLIVE GROVE	OXFORD BLUE	PACIFIC BLUE	RUSTIC BLEND	SABLE BROWN	SANDSTONE BEIGE	SAVANNAH WICKER	SEAGRASS	SLATE	SMOKY GRAY	SNOW	SPARROW	SPRUCE	STERLING GRAY	TUXEDO	WEATHERED BLEND	WEATHERED WOOD	WEDGEWOOD BLUE										
	57	23	10	40	41	37	79	46	01	42	22	07	80	43	97	47	51	34	61	19	11	04	55	39	45	17	60	84	32	27	82	29	15	59	30	44	83	31	58	16	33	56	53	90	89											
NORTHWOODS*																																																								
S7" STRAIGHT EDGE SAWMILL SHINGLES																																																								
S7" STRAIGHT EDGE PERFECTION SHINGLES			•			•		•						•				•																																						
S7" STRAIGHT EDGE ROUGH-SPLIT SHAKES		•																																																						
CEDARBOARDS™ & CEDARBOARDS™ XL																																																								
D6" ROUGH CEDAR		•																																																						
S7" ROUGH CEDAR		•																																																						
D6" EXTENDED LENGTH ROUGH CEDAR																																																								
S7" EXTENDED LENGTH ROUGH CEDAR																																																								
S12" BOARD & BATTEN ROUGH CEDAR		•																																																						
CERTAPLANK™																																																								
S7" WOODGRAIN																																																								
MONOGRAM*																																																								
D4" ROUGH CEDAR		•	•		•	•	•	•	•	•	•	•	•	•	•	•	•	•	•	•	•	•	•	•	•	•	•	•	•	•	•	•	•	•	•	•	•	•	•	•	•	•	•	•	•	•	•	•	•	•	•	•	•			
D5" ROUGH CEDAR		•	•		•	•	•	•	•	•	•	•	•	•	•	•	•	•	•	•	•	•	•	•	•	•	•	•	•	•	•	•	•	•	•	•	•	•	•	•	•	•	•	•	•	•	•	•	•	•	•	•	•	•		
D5" DUTCHLAP ROUGH CEDAR		•	•		•	•	•	•	•	•	•	•	•	•	•	•	•	•	•	•	•	•	•	•	•	•	•	•	•	•	•	•	•	•	•	•	•	•	•	•	•	•	•	•	•	•	•	•	•	•	•	•	•	•		
MONOGRAM* XL																																																								
D4" ROUGH CEDAR				•				•																																																
D5" DUTCHLAP ROUGH CEDAR																																																								
RESTORATION CLASSIC™																																																								
D4" SELECT CEDAR		•	•			•	•			•																																														
D4-1/2" DUTCHLAP SELECT CEDAR		•	•			•	•			•																																														
D5" SELECT CEDAR			•																																																					
D4-1/2" & T3" SMOOTH																																																								
BOARD & BATTEN																																																								
S8" VERTICAL ROUGH CEDAR																																																								
S7" VERTICAL ROUGH CEDAR		•	•			•	•			•																																														
S7" REVERSE VERTICAL WOODGRAIN		•				•	•			•																																														
CAROLINA BEADED™																																																								
S6-1/2" BRUSHED																																																								
MAINSTREET™																																																								
D4", D5", D4" & D5" DL WOODGRAIN		•	•			•	•			•																																														
6-1/2" BEADED BRUSHED																																																								
T3" BRUSHED																																																								
S8" WOODGRAIN																																																								
AMERICAN LEGEND™																																																								
D4" & D4-1/2" DUTCHLAP WOODGRAIN		•	•			•	•			•																																														
D5" CLAPBOARD WOODGRAIN		•				•	•			•																																														
ENCORE™																																																								
D4" & D4-1/2" DUTCHLAP WOODGRAIN†					•	•				•																																														
D5" CLAPBOARD WOODGRAIN					•	•				•																																														

†Dimensions shown are nominal

★NEW COLOR

Accessory Matrix

PRODUCT CODE # »	CORNER SYSTEMS	DECORATIVE TRIM	J-CHANNEL	FUNCTIONAL TRIM	STARTER STRIPS	SOFFIT TRIM
51401	3/4" CORNERPOST WOODGRAIN					
51402	3/4" CORNERPOST MATTE					
51409	1" CORNERPOST WOODGRAIN					
51412	1-1/4" INSULATED CORNERPOST					
51436	3/4" INSIDE CORNERPOST					
51446	1-1/4" INSIDE CORNERPOST					
51405	INDIVIDUAL 5" SAWMILL CORNER					
51451	D7 STAGGERED PERFECTION MITERED CORNERPOST					
51459	7" PERFECTION MITERED OFFSET CORNERPOST					
51406	T5 SAWMILL MITERED OFFSET CORNERPOST					
51450	D7, D9 ROUGH-SPLIT MITERED CORNERPOST					
51452	TRADITIONAL SUPERCORNER™					
51420	1-1/4" TRADITIONAL SUPERCORNER™					
51447	FLUTED SUPERCORNER™					
51424	CORNICE MOLDING					
59817	CORNICE MOLDING RECEIVER					
59812	CORNICE MOLDING RECEIVER					
59815	FINISH BOARD					
59814	BAND BOARD					
50306	3/8" J-CHANNEL					
50305	1/2" J-CHANNEL					
50310	5/8" J-CHANNEL					
50303	3/4" J-CHANNEL					
50302	1" J-CHANNEL					
50301	1-1/4" J-CHANNEL					
56917	SHAKE / SHINGLE UNDERSILL TRIM					
56916	DUAL UNDERSILL TRIM					
56904	UNDERSILL TRIM					
53601	2-1/4" VINYL STARTER STRIP					
53602	2-1/2" METAL STARTER STRIP					
53610	4" METAL SHINGLE STARTER STRIP					
53604	5" METAL REMODELING STARTER STRIP					
53609	STARTER STRIP FOR INSULATED SIDING					
53612	METAL STARTER STRIP FOR CERTAPLANK					
52506	3/4" F-CHANNEL					
52502	5/8" F-CHANNEL					
52504	1/2" H BAR					
52505	3/8" H BAR					
52507	3/4" H BAR					

SIDING PRODUCTS

CEDAR IMPRESSIONS®						
D7" PERFECTION	•	•	•	•	•	•
S7" PERFECTION	•	•	•	•	•	•
INDIVIDUAL 5" SAWMILL				•		
T5" SAWMILL	•	•	•	•	•	•
SHAPES	•	•	•	•	•	•
ROUGH-SPLITS		•	•	•	•	•
NORTHWOODS®						
S7" SAWMILL	•	•	•	•	•	•
S7" PERFECTION	•	•	•	•	•	•
S7" ROUGH-SPLIT*		•	•	•	•	•
CEDARBOARDS™						
INSULATED HORIZONTAL SIDING		•	•	•	•	•
INSULATED BOARD & BATTEN		•	•	•	•	•
CERTAPLANK™						
S7" WOODGRAIN	•		•			•
MONOGRAM™ & MONOGRAM™ XL						
RESTORATION CLASSIC™	•		•			•
BOARD & BATTEN						
S7" & S8" VERTICAL	•	•	•	•	•	•
S7" REVERSE VERTICAL	•	•	•	•	•	•
CAROLINA BEADED™						
MAINSTREET™	•	•	•	•	•	•
AMERICAN LEGEND™	•	•	•	•	•	•
ENCORE™	•	•	•	•	•	•
VINYL CARPENTRY® SOFFIT & VERTICAL SIDING						
INVISIVENT® T3-1/3"	•	•	•	•	•	•
PERIMETER T3-1/3"	•	•	•	•	•	•
IRONMAX™ D5"	•	•	•	•	•	•
BEADED T2"		•	•	•	•	•
UNIVERSAL T4"	•	•	•	•	•	•
UNIVERSAL D5"						•
VALUE T4" & D5"						•

This is a suggested list. Some jobs may have unique requirements or a special use of accessories. Please consult product descriptions for available colors. Not all products available in all colors.

*3/4" Accessories may be used with Northwoods Single 7" Straight Edge Rough-Split Shakes provided product is not tight in accessory pocket.

Urban Reserve Aluminum Siding Matrices



SIDING PRODUCTS

URBAN RESERVE

BLACK LG	BRUSHED PEWTER	CARBON BLACK	CHARCOAL ASH	COMMERCIAL BROWN	▲ GOTHIC GREY	GRAFTON GREY	▲ HARVEST CEDAR	RUSTIC GRANITE	▲ ROCKWOOD	SILVER BULLET	▲ SOHO GREY	WOLF WHITE
054	139	136	149	112	111	131	167	155	189	106	159	191

	BLACK LG	BRUSHED PEWTER	CARBON BLACK	CHARCOAL ASH	COMMERCIAL BROWN	▲ GOTHIC GREY	GRAFTON GREY	▲ HARVEST CEDAR	RUSTIC GRANITE	▲ ROCKWOOD	SILVER BULLET	▲ SOHO GREY	WOLF WHITE
ALUMINUM PANEL, SMOOTH	★	★	★	★	★	☆	★	☆	★	☆	★	☆	★
ALUMINUM SOFFIT, SMOOTH	★	★	★	★	★	☆	★	☆	★	☆	★	☆	★
STARTER STRIP, SMOOTH	★	★	★	★	★	☆	★	☆	★	☆	★	☆	★
3/8" J-CHANNEL, SMOOTH	★	★	★	★	★	☆	★	☆	★	☆	★	☆	★
OUTSIDE CORNER, SMOOTH	★	★	★	★	★	☆	★	☆	★	☆	★	☆	★
H-TRIM, SMOOTH	★	★	★	★	★	☆	★	☆	★	☆	★	☆	★
POLY SMOOTH TRIM COIL	★	★	★	★	★	☆	★	☆	★	☆	★	☆	★

★ NEW COLOR ► REALISTIC TWO TONE WOODGRAIN COLORS (SMOOTH)

☆ COMING SOON

Aluminum Soffit & Accessories Matrices

ALUMINUM SOFFIT & ACCESSORIES



	BLACK LG	COLONIAL WHITE	CHARCOAL GRAY	DESERT TAN	HERRINGBONE	MUSKET BROWN	NATURAL CLAY	SANDSTONE BEIGE	SAVANNAH WICKER	SNOW	STERLING GRAY	TUXEDO	WOLF WHITE
	054	001	046	007	004	049	060	015	059	031	033	056	191

ALUMINUM SOFFIT

ALUMINUM T4" SOLID SOFFIT, STANDARD, SMOOTH	★	★				★	★						★
ALUMINUM T4" CENTER VENTED SOFFIT, STANDARD, SMOOTH	★	★				★	★						★
ALUMINUM T4" FULLY VENTED SOFFIT, STANDARD, SMOOTH	★	★				★	★						★
ALUMINUM T4" SOLID SOFFIT, PREMIUM, SMOOTH	★	★				★	★						★
ALUMINUM T4" CENTER VENTED SOFFIT, PREMIUM, SMOOTH	★	★				★	★						★
ALUMINUM T4" FULLY VENTED SOFFIT, PREMIUM, SMOOTH	★	★				★	★						★
ALUMINUM QUAD 4" SOLID SOFFIT, STANDARD, SMOOTH	★	★				★	★						★
ALUMINUM QUAD 4" CENTER VENTED SOFFIT, STANDARD, SMOOTH	★	★				★	★						★
ALUMINUM QUAD 4" FULLY VENTED SOFFIT, STANDARD, SMOOTH	★	★				★	★						★
ALUMINUM QUAD 4" SOLID SOFFIT, PREMIUM, SMOOTH	★	★				★	★						★
ALUMINUM QUAD 4" CENTER VENTED SOFFIT, PREMIUM, SMOOTH	★	★				★	★						★
ALUMINUM QUAD 4" FULLY VENTED SOFFIT, PREMIUM, SMOOTH	★	★				★	★						★

ALUMINUM ACCESSORIES

ALUMINUM 3/8" J-CHANNEL	★	★				★	★						★
ALUMINUM 1/2" J-CHANNEL	★	★				★	★						★
ALUMINUM 3/8" F-CHANNEL	★	★				★	★						★
ALUMINUM 9/16" F-CHANNEL	★	★				★	★						★
ALUMINUM 6" RIBBED FASCIA	★	★				★	★						★
ALUMINUM 8" RIBBED FASCIA	★	★				★	★						★
ALUMINUM DRIP EDGE T 1-1/2"	★	★				★	★						★
ALUMINUM DRIP EDGE T 2"	★	★				★	★						★
ALUMINUM TRIM COIL, 24" X 50' POLY SMOOTH	★	★	☆	☆	☆	★	★	☆	☆	☆	☆	☆	★

†Dimensions shown are nominal

★NEW COLOR

☆COMING SOON

ALUMINUM ACCESSORIES

	AUTUMN RED	AUTUMN YELLOW	BLACK	BROWNSTONE	BUCKSKIN	CASTLE STONE	CEDAR BLEND SOLID*	COLONIAL WHITE	CHARCOAL GRAY	CYPRESS	DESERT TAN	ESPRESSO	FLAGSTONE	FOREST	GRANITE GRAY	HEARTHSTONE	HERITAGE CREAM	HERRINGBONE	LIGHT MAPLE	MELROSE	MIDNIGHT BLUE	MOUNTAIN CEDAR	MUSKET BROWN	NATURAL CLAY	OLIVE GROVE	OXFORD BLUE	PACIFIC BLUE	SABLE BROWN	SANDSTONE BEIGE	SAVANNAH WICKER	SEAGRASS	SLATE	SMOKY GRAY	SNOW	SPRUCE	STERLING GRAY	WEATHERED WOOD	WEDGEWOOD BLUE		
ALUMINUM TRIM COIL, 24" X 50' PVC	•	•	•	•	•	•	•	•	•	•	•	•	•	•	•	•	•	•	•	•	•	•	•	•	•	•	•	•	•	•	•	•	•	•	•	•	•	•	•	•

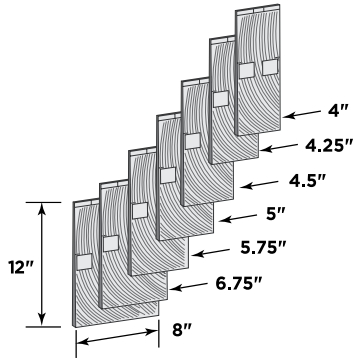
†Dimensions shown are nominal

* Solid color accessory: Cedar Blend Solid use with Cedar Blend panels

Cedar Impressions®

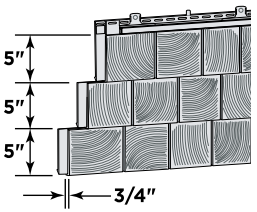
Polymer Shingle Siding – Sawmill Finish

INDIVIDUAL 5" SAWMILL SHINGLES



Product Code: 30146
 Finish: Sawmill
 Length: 7 Sizes - 4", 4.25", 4.5", 5", 5.75", 6.75", 8"
 Exposure: 5"
 Projection: Shingle is 1/2", installs in 1" accessory
 Panels/Ctn.: 168
 Squares/Ctn.: .33
 Linear Ft./Ctn.: ~80
 Cartons/Pallet: 18
 lbs./Ctn.: ≤ 44

TRIPLE 5" STRAIGHT EDGE SAWMILL SHINGLES

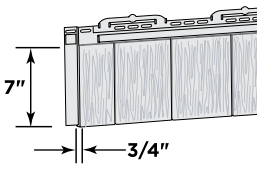


Product Code: 30106
 Finish: Sawmill
 Length: 60"
 Exposure: 15"
 Projection: 3/4"
 Panels/Ctn.: 8
 Squares/Ctn.: .50
 Cartons/Pallet: 20
 lbs./Ctn.: ≤ 43

Cedar Impressions®

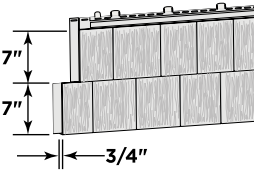
Polymer Shingle Siding – Perfection Finish

SINGLE 7" STRAIGHT EDGE PERFECTION SHINGLES



Product Code: 30137
 Finish: Perfection
 Length: 73.5"
 Exposure: 7"
 Projection: 3/4"
 Panels/Ctn.: 14
 Squares/Ctn.: .50
 Cartons/Pallet: 32
 lbs./Ctn.: ≤ 43

NEW COLORS DOUBLE 7" STRAIGHT EDGE PERFECTION SHINGLES



Product Code: 30144
 Finish: Perfection
 Length: 48"
 Exposure: 14"
 Projection: 3/4"
 Panels/Ctn.: 11
 Squares/Ctn.: .50
 Cartons/Pallet: 16
 lbs./Ctn.: ≤ 42

Recommended trim: CertainTeed recommends the use of Restoration Millwork PVC trim for the most authentic look of genuine cedar. If you choose to use CertainTeed vinyl accessories, the following solid colors are the best comparable options: Natural Blend = Buckskin, Cedar Blend = Cedar Blend Solid, Driftwood Blend = Granite Gray or Charcoal Gray, Rustic Blend = Sable Brown

Polymer Siding Products

Product Code	30146 Individual 5" Sawmill Shingles	30106 Triple 5" Straight Edge Sawmill Shingles	30137 Single 7" Perfection Shingles	30144 Double 7" Straight Edge Perfection Shingles
Colonial White (01)	●	●	●	●
Autumn Red (23)		●		●
Bermuda Blue (26)				●
Brownstone (40)		●		●
Buckskin (41)		●		
Castle Stone (37)		●		●
Charcoal Gray (46)		●	●	●
Cypress (42)		●	●	●
Deep Mineral (22)				★
Desert Tan (07)		●		●
Espresso (43)		●		●
Flagstone (97)		●	●	●
Forest (47)		●		●
Granite Gray (34)		●	●	●
Hearthstone (19)		●	●	●
Heritage Cream (11)		●		●
Herringbone (04)		●		●
Light Maple (55)		●		●
Melrose (39)				●
Midnight Blue (45)		●		●
Natural Clay (60)	●	●	●	●
Pacific Blue (27)		●	●	●
Sable Brown (29)		●	●	●
Savannah Wicker (59)	●	●	●	●
Seagrass (30)	●	●	●	●
Slate (44)		●		●
Smoky Gray (83)				★
Snow (31)				●
Spruce (16)		●		●
Sterling Gray (33)	●	●	●	●
Tuxedo (56)				★
Wedgewood Blue (89)		●		●
Weathered Wood (90)		●		●
▶ Cedar Blend (79)			●	
▶ Driftwood Blend (80)			●	
▶ Natural Blend (78)			●	
▶ Rustic Blend (82)			●	
Cedar Blend - Light (70)	●			
Cedar Blend - Med. (71)	●			
Cedar Blend - Dark (72)	●			
Driftwood Blend - L. (94)	●			
Driftwood Blend - M. (95)	●			
Driftwood Blend - D. (96)	●			
Natural Blend - Light (86)	●			
Natural Blend - Med. (87)	●			
Natural Blend - Dark (88)	●			
Rustic Blend - Light (73)	●			
Rustic Blend - Med. (74)	●			
Rustic Blend - Dark (75)	●			

▶ CONSISTENT VARIEGATED COLOR THROUGHOUT THE PANEL
 ★ NEW COLOR

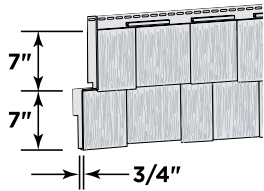
≤ Heaviest weight listed - varies by color.

Cedar Impressions® (continued)

Polymer Shingle Siding – Perfection Finish

Polymer Siding Products

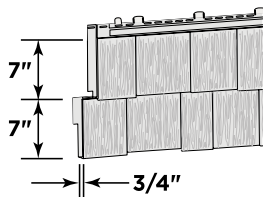
DOUBLE 7" STAGGERED PERFECTION SHINGLES



Product Code: 30143
 Finish: Perfection
 Length: 48"
 Exposure: 14"
 Projection: 3/4"
 Panels/Ctn.: 11
 Squares/Ctn.: .50
 Cartons/Pallet: 16
 lbs./Ctn.: ≤ 44



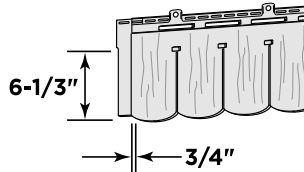
DOUBLE 7" STAGGERED PERFECTION SHINGLES 3G



Product Code: 30142
 Finish: Perfection
 Length: 48"
 Exposure: 14"
 Projection: 3/4"
 Panels/Ctn.: 11
 Squares/Ctn.: .50
 Cartons/Pallet: 16
 lbs./Ctn.: ≤ 44

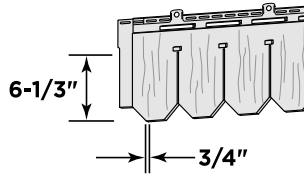
SINGLE 6-1/3" PERFECTION SHAPES

SCALLOP



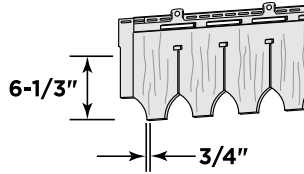
Product Code: 30147
 Finish: Perfection
 Length: 42"
 Exposure: 6-1/3"
 Projection: 3/4"
 Panels/Ctn.: 18
 Squares/Ctn.: .33
 Cartons/Pallet: 15
 lbs./Ctn.: ≤ 38

OCTAGON



Product Code: 30148
 Finish: Perfection
 Length: 42"
 Exposure: 6-1/3"
 Projection: 3/4"
 Panels/Ctn.: 18
 Squares/Ctn.: .33
 Cartons/Pallet: 15
 lbs./Ctn.: ≤ 35

HALF-COVE



Product Code: 30149
 Finish: Perfection
 Length: 42"
 Exposure: 6-1/3"
 Projection: 3/4"
 Panels/Ctn.: 18
 Squares/Ctn.: .33
 Cartons/Pallet: 15
 lbs./Ctn.: ≤ 32

Product Code	30143 Double 7" Staggered Perfection Shingles	30142 Double 7" Staggered Perfection Shingles 3G	30147 Single 6-1/3" Perfection Shapes - Scallop	30148 Single 6-1/3" Perfection Shapes - Octagon	30149 Single 6-1/3" Perfection Shapes - Half-Cove
Colonial White (01)	●	☆	●	●	●
Autumn Red (23)	●	☆	●	●	
Buckskin (41)	●	☆			
Charcoal Gray (46)	●	☆	●	●	
Cypress (42)	●	☆	●		
Desert Tan (07)	●	☆			
Flagstone (97)	●	☆			
Forest (47)	●	☆			
Granite Gray (34)	●	☆			
Hearthstone (19)	●	☆			
Heritage Cream (11)	●	☆			
Herringbone (04)	●	☆			
Light Maple (55)	●	☆			
Mountain Cedar (17)	●	☆			
Natural Clay (60)	●	☆	●	●	●
Pacific Blue (27)	●	☆	●	●	●
Sable Brown (29)	●	☆			
Savannah Wicker (59)	●	☆	●		
Seagrass (30)	●	☆			
Spruce (16)	●	☆			
Sterling Gray (33)	●	☆	●	●	●

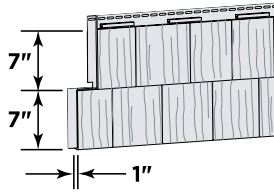
☆COMING SOON

≤ Heaviest weight listed - varies by color.

Cedar Impressions®

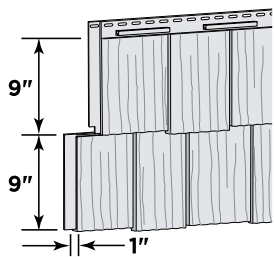
Polymer Shake Siding - Rough-Split Finish

DOUBLE 7" STRAIGHT EDGE ROUGH-SPLIT SHAKES



Product Code: 30141
 Finish: Rough-Split
 Length: 57"
 Exposure: 14"
 Projection: 1"
 Panels/Ctn.: 9
 Squares/Ctn.: .50
 Cartons/Pallet: 16
 lbs./Ctn.: ≤ 47

DOUBLE 9" STAGGERED ROUGH-SPLIT SHAKES



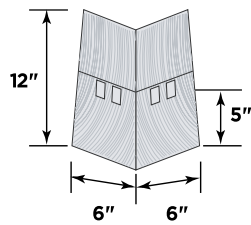
Product Code: 30136
 Finish: Rough-Split
 Length: 57"
 Exposure: 18"
 Projection: 1"
 Panels/Ctn.: 7
 Squares/Ctn.: .50
 Cartons/Pallet: 16
 lbs./Ctn.: ≤ 50

	Product Code	30141 Double 7" Straight Edge Rough-Split Shakes	30136 Double 9" Staggered Rough-Split Shakes	
	Colonial White (01)	●	●	
	Autumn Red (23)	●	●	
	Buckskin (41)	●	●	
	Charcoal Gray (46)	●	●	
	Flagstone (97)	●	●	
	Forest (47)	●	●	
	Granite Gray (34)	●	●	
	Hearthstone (19)	●	●	
	Mountain Cedar (17)	●	●	
	Natural Clay (60)	●	●	
	Pacific Blue (27)	●	●	
	Sable Brown (29)	●	●	
	Savannah Wicker (59)	●	●	
	Spruce (16)	●	●	
	Sterling Gray (33)	●	●	

Cedar Impressions® Accessories

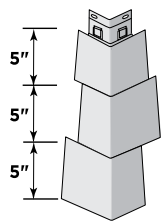
Polymer Siding Products

INDIVIDUAL 5" SAWMILL CORNER



Product Code: 51405
 Finish: Sawmill
 Exposure: 5"
 Pieces/Ctn.: 24
 Lin. Ft./Ctn.: 10'
 Cartons/Pallet: 45
 lbs./Ctn.: ≤ 12

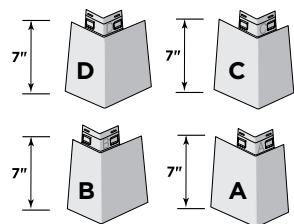
T5" STRAIGHT EDGE SAWMILL OFFSET MITERED CORNERPOST



Product Code: 51406
 Finish: Sawmill
 Pieces/Ctn.: 32
 Lin. Ft./Ctn.: 40'
 Cartons/Pallet: 12
 lbs./Ctn.: ≤ 17

NEW COLORS

7" STRAIGHT EDGE PERFECTION OFFSET MITERED CORNERPOSTS

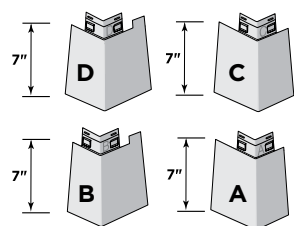


Product Code: 51459
 Finish: Perfection
 Length: 4 Pieces - 7" each
 Pieces/Ctn.: 40
 Lin. Ft./Ctn.: 23' 4"
 Cartons/Pallet: 24
 lbs./Ctn.: ≤ 15

For use with Straight Edge Perfection

COMING SOON!

7" STAGGERED PERFECTION OFFSET MITERED CORNERPOSTS



Product Code: 51452
 Finish: Perfection
 Length: 4 Pieces - 7" each
 Pieces/Ctn.: 40
 Lin. Ft./Ctn.: 23' 4"
 Cartons/Pallet: 24
 lbs./Ctn.: ≤ 15

For use with Double 7" Staggered Perfection 3G panel (30142)

Recommended trim: CertainTeed recommends the use of Restoration Millwork PVC trim for the most authentic look of genuine cedar. If you choose to use CertainTeed vinyl accessories, the following solid colors are the best comparable options: Natural Blend = Buckskin, Cedar Blend = Cedar Blend Solid, Driftwood Blend = Granite Gray or Charcoal Gray, Rustic Blend = Sable Brown

Product Code	51405 Individual 5" Sawmill Corner	51406 T5" Straight Edge Sawmill Offset Mitered Cornerpost	51459 7" Straight Edge Perfection Offset Mitered Cornerposts	51452 7" Staggered Perfection Offset Mitered Cornerposts
Colonial White (01)	●	●	●	☆
Autumn Red (23)		●	●	☆
Bermuda Blue (26)			●	
Brownstone (40)		●	●	
Buckskin (41)		●	●	☆
Castle Stone (37)		●	●	
Charcoal Gray (46)		●	●	☆
Cypress (42)		●	●	☆
Deep Mineral (22)			★	
Desert Tan (07)		●	●	☆
Espresso (43)		●	●	
Flagstone (97)		●	●	☆
Forest (47)		●	●	☆
Granite Gray (34)		●	●	☆
Hearthstone (19)		●	●	☆
Heritage Cream (11)		●	●	☆
Herringbone (04)		●	●	☆
Light Maple (55)		●	●	☆
Mountain Cedar (17)				☆
Melrose (39)			●	
Midnight Blue (45)		●	●	
Natural Clay (60)	●	●	●	☆
Pacific Blue (27)		●	●	☆
Sable Brown (29)		●	●	☆
Savannah Wicker (59)	●	●	●	☆
Seagrass (30)	●	●	●	☆
Slate (44)		●	●	
Smoky Gray (83)			★	
Snow (31)			●	
Spruce (16)		●	●	☆
Sterling Gray (33)	●	●	●	☆
Tuxedo (56)			★	
Wedgewood Blue (89)		●	●	
Weathered Wood (90)		●	●	
▶ Cedar Blend (79)			●	
▶ Driftwood Blend (80)			●	
▶ Natural Blend (78)			●	
▶ Rustic Blend (82)			●	
Cedar Blend - Light (70)	●			
Cedar Blend - Med. (71)	●			
Cedar Blend - Dark (72)	●			
Driftwood Blend - L. (94)	●			
Driftwood Blend - M. (95)	●			
Driftwood Blend - D. (96)	●			
Natural Blend - Light (86)	●			
Natural Blend - Med. (87)	●			
Natural Blend - Dark (88)	●			
Rustic Blend - Light (73)	●			
Rustic Blend - Med. (74)	●			
Rustic Blend - Dark (75)	●			

▶ CONSISTENT VARIEGATED COLOR THROUGHOUT THE PANEL

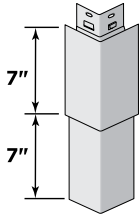
★ NEW COLOR ☆ COMING SOON

≤ Heaviest weight listed - varies by color.

Cedar Impressions® Accessories (continued)

Polymer Siding Products

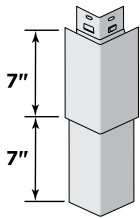
D7" STAGGERED PERFECTION MITERED CORNERPOST



For use with Double 7" Staggered Perfection panel (30143)
and 3G panel (30142)

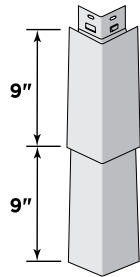
Product Code: 51451
Finish: Perfection
Length: 14"
Pieces/Ctn.: 20
Lin. Ft./Ctn.: 23' 3"
Cartons/Pallet: 32
lbs./Ctn.: ≤14

D7" STRAIGHT EDGE ROUGH-SPLIT MITERED CORNERPOST



Product Code: 51450
Finish: Rough-Split
Length: 14"
Pieces/Ctn.: 20
Lin. Ft./Ctn.: 23' 4"
Cartons/Pallet: 24
lbs./Ctn.: ≤17

D9" STAGGERED ROUGH-SPLIT MITERED CORNERPOST



Product Code: 51432
Finish: Rough-Split
Length: 18-1/2"
Pieces/Ctn.: 20
Lin. Ft./Ctn.: 31
Cartons/Pallet: 18
lbs./Ctn.: ≤21

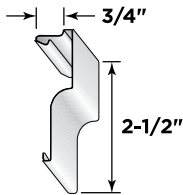
Product Code	51451 D7" Staggered Perfection Mitered Cornerpost	51450 D7" Straight Edge Rough-Split Mitered Cornerpost	51432 D9" Staggered Rough-Split Mitered Cornerpost	
Colonial White (01)	●	●	●	
Autumn Red (23)	●	●	●	
Buckskin (41)	●	●	●	
Charcoal Gray (46)	●	●	●	
Cypress (42)	●			
Desert Tan (07)	●			
Flagstone (97)	●	●	●	
Forest (47)	●	●	●	
Granite Gray (34)	●	●	●	
Hearthstone (19)	●	●	●	
Heritage Cream (11)	●			
Herringbone (04)	●			
Light Maple (55)	●			
Mountain Cedar (17)	●	●	●	
Natural Clay (60)	●	●	●	
Pacific Blue (27)	●	●	●	
Sable Brown (29)	●	●	●	
Savannah Wicker (59)	●	●	●	
Seagrass (30)	●			
Spruce (16)	●	●	●	
Sterling Gray (33)	●	●	●	

Cedar Impressions® Accessories (continued)

Vinyl Carpentry® Accessories



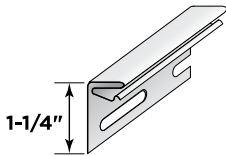
CORNICE MOLDING



Product Code: 55817
 Finish: Matte
 Length: 12' 6"
 Pieces/Ctn.: 10
 Lin. Ft./Ctn.: 125
 Cartons/Pallet: 64
 lbs./Ctn.: ≤ 16

For use with Cornice Receiver or Deluxe F-Channel

CORNICE RECEIVER

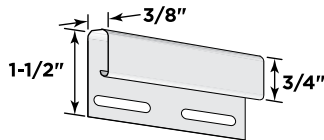


Product Code: 55812
 Finish: Matte
 Length: 12' 6"
 Pieces/Ctn.: 24
 Lin. Ft./Ctn.: 300
 Cartons/Pallet: 35
 lbs./Ctn.: ≤ 28

For use with Cornice Molding, Finish Board and Band Board

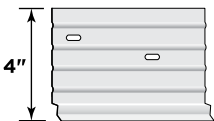


SHAKE/SHINGLE UNDERSILL TRIM



Product Code: 56917
 Finish: Matte
 Length: 12' 6"
 Pieces/Ctn.: 12
 Lin. Ft./Ctn.: 150
 Cartons/Pallet: 84
 lbs./Ctn.: ≤ 13

4" METAL SHINGLE STARTER STRIP



Product Code: 53610
 Finish: Mill
 Length: 10'
 Width: 4"
 Pieces/Ctn.: 25
 Lin. Ft./Ctn.: 250
 Cartons/Pallet: 35
 lbs./Ctn.: ≤ 78

For use with Cedar Impressions Shake and Shingle Panels

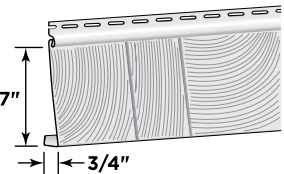
Product Code	55817 Cornice Molding	55812 Cornice Receiver	56917 Shake/Shingle Undersill Trim	53610 4" Metal Shingle Starter Strip	
No Color		●		●	
Colonial White (01)	●		●		
Autumn Red (23)	●		●		
Bermuda Blue (26)	●		●		
Brownstone (40)	●		●		
Buckskin (41)	●		●		
Castle Stone (37)	●		●		
Cedar Blend Solid* (48)	+		+		
Charcoal Gray (46)	●		●		
Cypress (42)	●		●		
Deep Mineral (22)	★		★		
Desert Tan (07)	●		●		
Espresso (43)	●		●		
Flagstone (97)	●		●		
Forest (47)	●		●		
Granite Gray (34)	●		●		
Hearthstone (19)	●		●		
Heritage Cream (11)	●		●		
Herringbone (04)	●		●		
Light Maple (55)	●		●		
Melrose (39)	●		●		
Midnight Blue (45)	●		●		
Mountain Cedar (17)	●		●		
Natural Clay (60)	●		●		
Pacific Blue (27)	●		●		
Sable Brown (29)	●		●		
Sandstone Beige (15)	●		●		
Savannah Wicker (59)	●		●		
Seagrass (30)	●		●		
Slate (44)	●		●		
Smoky Gray (83)	★		●		
Snow (31)	●		●		
Spruce (16)	●		●		
Sterling Gray (33)	●		●		
Tuxedo (56)	★		★		
Wedgewood Blue (89)	●		●		
Weathered Wood (90)	●		●		

+ SOLID COLOR

* Solid color accessory used with the Cedar Impressions Single 7" Cedar Blend panel.

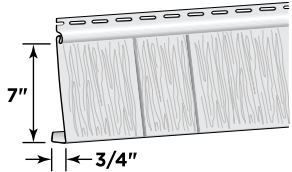
★ NEW COLOR

SINGLE 7" STRAIGHT EDGE SAWMILL SHINGLES



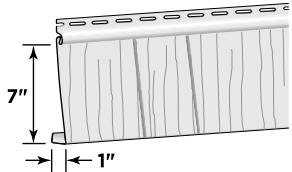
Product Code: 60109
 Finish: Sawmill
 Length: 10' 1"
 Exposure: 7"
 Projection: 3/4"
 Panels/Ctn.: 17
 Squares/Ctn.: 1
 Cartons/Pallet: 18
 lbs./Ctn.: ≤ 65

SINGLE 7" STRAIGHT EDGE PERFECTION SHINGLES



Product Code: 60108
 Finish: Perfection
 Length: 10' 1"
 Exposure: 7"
 Projection: 3/4"
 Panels/Ctn.: 17
 Squares/Ctn.: 1
 Cartons/Pallet: 18
 lbs./Ctn.: ≤ 65

SINGLE 7" STRAIGHT EDGE ROUGH-SPLIT SHAKES



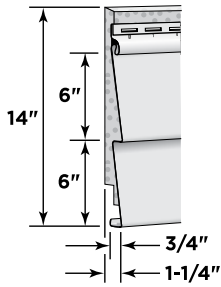
Product Code: 60106
 Finish: Rough-Split
 Length: 10' 1"
 Exposure: 7"
 Projection: 1"
 Panels/Ctn.: 17
 Squares/Ctn.: 1
 Cartons/Pallet: 19
 lbs./Ctn.: ≤ 59

Product Code	60109 Single 7" Straight Edge Sawmill Shingles	60108 Single 7" Straight Edge Perfection Shingles	60106 Single 7" Straight Edge Rough-Split Shakes	
Autumn Red (23)		●	●	
Castle Stone (37)		●		
Charcoal Gray (46)	●	●		
Colonial White (01)	●	●	●	
Cypress (42)		●	●	
Desert Tan (07)		●	●	
Espresso (43)		●		
Flagstone (97)	●	●	●	
Granite Gray (34)	●	●	●	
Hearthstone (19)		●		
Herringbone (04)		●		
Midnight Blue (45)	●	●		
Natural Clay (60)	●	●	●	
Pacific Blue (27)	●	●	●	
Sable Brown (29)	●	●	●	
Sandstone Beige (15)		●	●	
Savannah Wicker (59)	●	●	●	
Seagrass (30)		●		
Slate (44)		●		
Smoky Gray (83)	●	●		
Sterling Gray (33)	●	●	●	

CedarBoards™ Insulated Siding

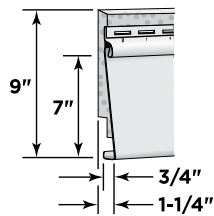
Vinyl Siding Products

DOUBLE 6" CLAPBOARD



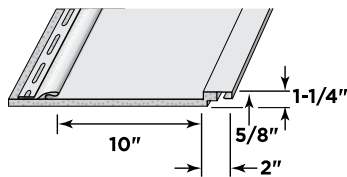
Product Code: 58134
 Finish: Rough Cedar
 Length: 12' 6"
 Thickness: .044"
 Exposure: 12"
 Projection: 1-1/4"*
 Panels/Ctn.: 8
 Squares/Ctn.: 1
 Cartons/Pallet: 9
 lbs./Ctn.: ≤ 63

SINGLE 7" CLAPBOARD



Product Code: 58106
 Finish: Rough Cedar
 Length: 12' 3"
 Thickness: .044"
 Exposure: 7"
 Projection: 1-1/4"*
 Panels/Ctn.: 14
 Squares/Ctn.: 1
 Cartons/Pallet: 12
 lbs./Ctn.: ≤ 56

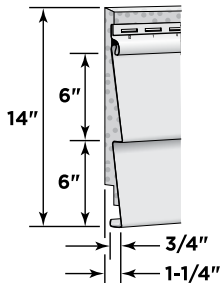
SINGLE 12" VERTICAL BOARD & BATTEN - 10'



Product Code: 58153
 Finish: Rough Cedar
 Length: 10'
 Thickness: .052"
 Exposure: 12"
 Projection: 1-1/4"*
 Panels/Ctn.: 10
 Squares/Ctn.: 1
 Cartons/Pallet: 9
 lbs./Ctn.: ≤ 59

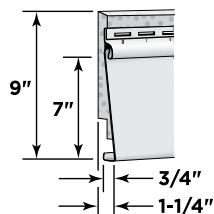
CedarBoards™ XL Extended Length Insulated Siding

DOUBLE 6" - 16' 8" CLAPBOARD



Product Code: 58145
 Finish: Rough Cedar
 Length: 16' 8"
 Thickness: .044"
 Exposure: 12"
 Projection: 1-1/4"*
 Panels/Ctn.: 6
 Squares/Ctn.: 1
 Cartons/Pallet: 12
 lbs./Ctn.: ≤ 54

SINGLE 7" - 16' 8" CLAPBOARD



Product Code: 58144
 Finish: Rough Cedar
 Length: 16' 8"
 Thickness: .044"
 Exposure: 7"
 Projection: 1-1/4"*
 Panels/Ctn.: 10
 Squares/Ctn.: 1
 Cartons/Pallet: 12
 lbs./Ctn.: ≤ 57

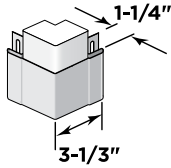
Product Code	58134 Double 6" Clapboard (Rough Cedar)	58106 Single 7" Clapboard (Rough Cedar)	58153 Single 12" Vertical Board & Batten - 10' (Rough Cedar)	58145 Double 6" XL Clapboard (Rough Cedar)	58144 Single 7" XL Clapboard (Rough Cedar)
Buckskin (41)	●	●			
Colonial White (01)	●	●	●	●	●
Cypress (42)	●	●		●	●
Desert Tan (07)	●	●			
Granite Gray (34)	●	●	●	●	●
Heritage Cream (11)	●	●			
Herringbone (04)			●		
Light Maple (55)	●	●			
Natural Clay (60)	●	●	●	●	●
Oxford Blue (32)	●	●			
Sandstone Beige (15)	●	●			
Savannah Wicker (59)	●	●	●	●	●
Snow (31)			●		
Sterling Gray (33)	●	●	●	●	●
Autumn Red (23)	●	●	●		
Charcoal Gray (46)	●	●		●	●
Flagstone (97)	●	●		●	●
Pacific Blue (27)	●			●	
Sable Brown (29)	●	●			
Spruce (16)	●	●			

* Complete Assembly Projection
 ≤ Heaviest weight listed - varies by color.

CedarBoards™ Accessories

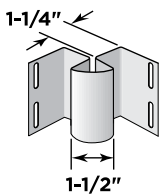
Vinyl Siding Products

1-1/4" CORNERPOST - 10' WOODGRAIN With Foam Insert



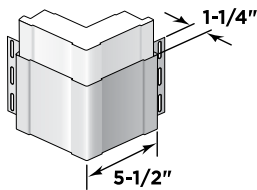
Product Code: 51412
 Finish: Woodgrain
 Length: 10'
 Face: 3-1/3"
 Pieces/Ctn.: 10
 Lin. Ft./Ctn.: 100
 Cartons/Pallet: 12
 lbs./Ctn.: ≤ 42

1-1/4" INSIDE CORNERPOST



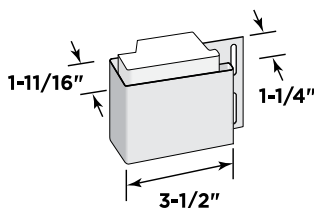
Product Code: 51446
 Finish: Matte
 Length: 10'
 Channel: 1-1/4"
 Pieces/Ctn.: 10
 Lin. Ft./Ctn.: 100
 Cartons/Pallet: 15
 lbs./Ctn.: ≤ 31

1-1/4" TRADITIONAL SUPERCORNER™ With Foam Insert



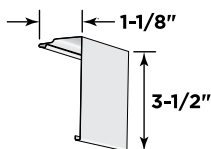
Product Code: 51447
 Finish: Matte
 Length: 20'
 Pieces/Ctn.: 6
 Lin. Ft./Ctn.: 120
 Cartons/Pallet: 8
 lbs./Ctn.: ≤ 80

3-1/2" LINEAL With Foam Insert



Product Code: 54707
 Finish: Matte
 Length: 20'
 Pieces/Ctn.: 10
 Lin. Ft./Ctn.: 200
 Cartons/Pallet: 23
 lbs./Ctn.: ≤ 63

FINISH BOARD



Product Code: 55815
 Finish: Rough Cedar
 Length: 12' 6"
 Pieces/Ctn.: 10
 Lin. Ft./Ctn.: 125
 Cartons/Pallet: 49
 lbs./Ctn.: ≤ 19

For use with Cornice Receiver

Product Code	51412 1-1/4" Cornerpost -10' Woodgrain w/Foam Insert	51446 1-1/4" Inside Cornerpost	51447 1-1/4" Traditional SuperCorner w/Foam Insert	54707 3-1/2" Lineal w/Foam Insert	55815 Finish Board
Colonial White (01)	●	●	●	●	●
Autumn Red (23)	●	●			
Buckskin (41)	●	●			
Charcoal Gray (46)	●	●			
Cypress (42)	●	●			
Desert Tan (07)	●	●			
Flagstone (97)	●	●			
Granite Gray (34)	●	●			
Heritage Cream (11)	●	●			
Herringbone (04)	●	●			
Light Maple (55)	●	●			
Natural Clay (60)	●	●			
Oxford Blue (32)	●	●			
Pacific Blue (27)	●	●			
Sable Brown (29)	●	●			
Sandstone Beige (15)	●	●			
Savannah Wicker (59)	●	●			
Snow (31)	●	●			
Spruce (16)	●	●			
Sterling Gray (33)	●	●			

* Complete Assembly
 ≤ Heaviest weight listed - varies by color.

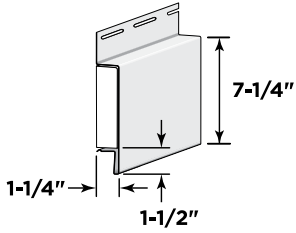
For more information call 800-233-8990
www.certainteed.com

CedarBoards™ Accessories

(continued)

Vinyl Siding Products

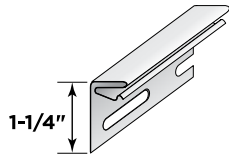
BAND BOARD With Foam Insert



Dimensions shown as installed with Cornice Receiver

Product Code: 55814
 Finish: Rough Cedar
 Length: 16' 8"
 Pieces/Ctn.: 5
 Lin. Ft./Ctn.: 82' 5"
 Cartons/Pallet: 16
 lbs./Ctn.: ≤ 33

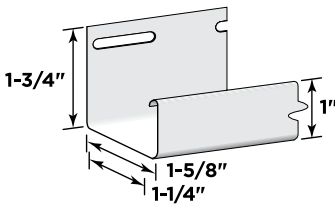
CORNICE RECEIVER



For use with Cornice Molding, Finish Board and Band Board

Product Code: 55812
 Finish: Matte
 Length: 12' 6"
 Pieces/Ctn.: 24
 Lin. Ft./Ctn.: 300
 Cartons/Pallet: 35
 lbs./Ctn.: ≤ 28

1-1/4" POCKET J-CHANNEL



Product Code: 50301
 Finish: Matte
 Length: 12' 6"
 Channel: 1-1/4"
 Pieces/Ctn.: 48
 Lin. Ft./Ctn.: 600
 Cartons/Pallet: 20
 lbs./Ctn.: ≤ 79

STARTER STRIP FOR CEDARBOARDS INSULATED SIDING



Product Code: 53609
 Finish: Matte
 Length: 12' 6"
 Width: 3"
 Pieces/Ctn.: 24
 Lin. Ft./Ctn.: 300
 Cartons/Pallet: 35
 lbs./Ctn.: ≤ 44

Product Code	55814 Band Board w/Foam Insert	55812 Cornice Receiver	50301 1-1/4" Pocket J-Channel	53609 Starter Strip For Insulated Siding	
No Color		●		●	
Colonial White (01)	●		●		
Autumn Red (23)			●		
Buckskin (41)			●		
Charcoal Gray (46)			●		
Cypress (42)			●		
Desert Tan (07)			●		
Flagstone (97)			●		
Granite Gray (34)			●		
Heritage Cream (11)			●		
Herringbone (04)			●		
Light Maple (55)			●		
Natural Clay (60)			●		
Oxford Blue (32)			●		
Pacific Blue (27)			●		
Sable Brown (29)			●		
Sandstone Beige (15)			●		
Savannah Wicker (59)			●		
Snow (31)			●		
Spruce (16)			●		
Sterling Gray (33)			●		

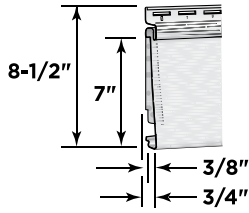
CERTApLank® Reinforced Siding

Vinyl Siding Products



SINGLE 7" WOODGRAIN REINFORCED CLAPBOARD

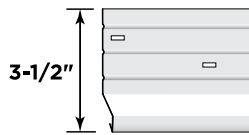
Product Code: 63106
 Finish: Woodgrain
 Length: 12' 4-1/2"
 Thickness: .046"
 Exposure: 7"
 Projection: 3/4"*
 Panels/Ctn.: 14
 Squares/Ctn.: 1
 Cartons/Pallet: 15
 lbs./Ctn.: ≤ 66



CERTApLank® Accessories

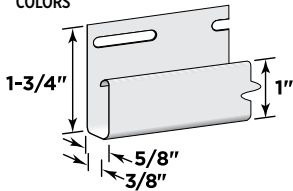
METAL STARTER STRIP FOR CERTAPLANK REINFORCED SIDING

Product Code: 53612
 Finish: Mill
 Length: 10'
 Width: 3-1/2"
 Pieces/Ctn.: 25
 Lin. Ft./Ctn.: 250'
 Cartons/Pallet: 35
 lbs./Ctn.: 65



3/8" POCKET J-CHANNEL/ CERTAPLANK SILL TRIM

Product Code: 50306
 Finish: Matte
 Length: 12' 6"
 Channel/
 Pocket Height: 3/8"
 Back Height: 5/8"
 Pieces/Ctn.: 48
 Lin. Ft./Ctn.: 600
 Cartons/Pallet: 30
 lbs./Ctn.: ≤ 55

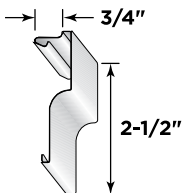


For use with CERTApLank Siding as a Sill Trim.



CORNICE MOLDING

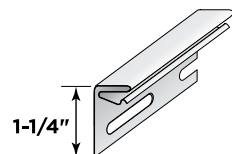
Product Code: 55817
 Finish: Matte
 Length: 12' 6"
 Pieces/Ctn.: 10
 Lin. Ft./Ctn.: 125
 Cartons/Pallet: 32
 lbs./Ctn.: ≤ 16



For use with Cornice Receiver or Deluxe F-Channel

CORNICE RECEIVER

Product Code: 55812
 Finish: Matte
 Length: 12' 6"
 Pieces/Ctn.: 24
 Lin. Ft./Ctn.: 300
 Cartons/Pallet: 35
 lbs./Ctn.: ≤ 28



* Complete Assembly
 ≤ Heaviest weight listed - varies by color.

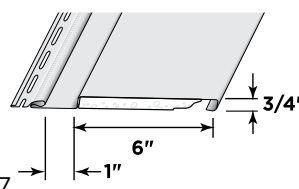
Product Code	63106 Single 7" Clapboard (Woodgrain)	53612 Metal Starter Strip for CERTApLank Reinforced Siding	50306 3/8" Pocket J-Channel/ CERTApLank Sill Trim	55817 Cornice Molding	55812 Cornice Receiver	63108 Single 7" Reverse Board & Batten - (Woodgrain) Reinforced
No Color		●			●	
Colonial White (01)	●		●	●		●
Bermuda Blue (26)			●	●		
Brownstone (40)				●		
Buckskin (41)				●		
Castle Stone (37)	●		●	●		
Cedar Blend Solid* (48)				+		
Cypress (42)				●		
Desert Tan (07)			●	●		
Granite Gray (34)	●		●	●		●
Heritage Cream (11)				●		
Herringbone (04)	★		★	●		
Light Maple (55)				●		
Natural Clay (60)	●		●	●		●
Sandstone Beige (15)			●	●		
Savannah Wicker (59)	●		●	●		●
Seagrass (30)				●		
Snow (31)			●	●		
Smoky Gray (83)	★		★	★		
Sterling Gray (33)	●		●	●		●
Autumn Red (23)			●	●		●
Charcoal Gray (46)	●		●	●		●
Deep Mineral (22)				★		
Espresso (43)				●		
Flagstone (97)	●		●	●		
Forest (47)	●		●	●		
Hearthstone (19)				●		
Melrose (39)				●		
Midnight Blue (45)	★		★	●		●
Mountain Cedar (17)				●		
Pacific Blue (27)	●		●	●		●
Sable Brown (29)	★		★	●		●
Slate (44)				●		
Spruce (16)				●		
Tuxedo (56)				★		
Wedgewood Blue (89)	★		★	●		
Weathered Wood (90)				●		

★ NEW COLOR + SOLID COLOR

Reverse Board & Batten Reinforced Siding

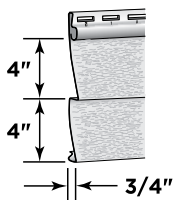
SINGLE 7" REVERSE BOARD & BATTEN - REINFORCED SIDING

Product Code: 63108
 Finish: Woodgrain
 Length: 10'
 Thickness: .046"
 Exposure: 7"
 Projection: 3/4"
 Panels/Ctn.: 16
 Squares/Ctn.: .93
 Cartons/Pallet: 12
 lbs./Ctn.: ≤ 62



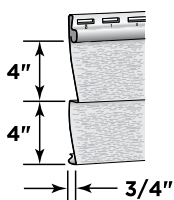


DOUBLE 4" CLAPBOARD SOLID COLORS



Product Code: 33110
 Finish: Rough Cedar
 Length: 12' 6"
 Thickness: .046"
 Exposure: 8"
 Projection: 3/4"
 Panels/Ctn.: 24
 Squares/Ctn.: 2
 Cartons/Pallet: 12/16*
 lbs./Ctn.: ≤ 110

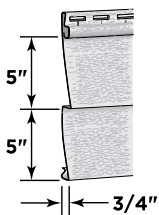
DOUBLE 4" CLAPBOARD BLEND COLORS



Product Code: 33101
 Finish: Rough Cedar
 Length: 12' 6"
 Thickness: .046"
 Exposure: 8"
 Projection: 3/4"
 Panels/Ctn.: 24
 Squares/Ctn.: 2
 Cartons/Pallet: 12
 lbs./Ctn.: ≤ 110



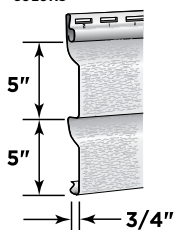
DOUBLE 5" CLAPBOARD SOLID COLORS



Product Code: 33122
 Finish: Rough Cedar
 Length: 12'
 Thickness: .046"
 Exposure: 10"
 Projection: 3/4"
 Panels/Ctn.: 20
 Squares/Ctn.: 2
 Cartons/Pallet: 8/14**
 lbs./Ctn.: ≤ 102

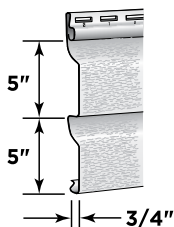


DOUBLE 5" DUTCHLAP SOLID COLORS



Product Code: 33125
 Finish: Rough Cedar
 Length: 12'
 Thickness: .046"
 Exposure: 10"
 Projection: 3/4"
 Panels/Ctn.: 20
 Squares/Ctn.: 2
 Cartons/Pallet: 10
 lbs./Ctn.: ≤ 105

DOUBLE 5" DUTCHLAP BLEND COLORS



Product Code: 33103
 Finish: Rough Cedar
 Length: 12'
 Thickness: .046"
 Exposure: 10"
 Projection: 3/4"
 Panels/Ctn.: 20
 Squares/Ctn.: 2
 Cartons/Pallet: 10
 lbs./Ctn.: ≤ 105

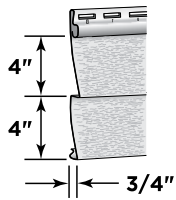
Product Code	33110 Double 4" Clapboard Solid Colors (Rough Cedar)	33101 Double 4" Clapboard Blend Colors (Rough Cedar)	33122 Double 5" Clapboard Solid Colors (Rough Cedar)	33125 Double 5" Dutchlap Solid Colors (Rough Cedar)	33103 Double 5" Dutchlap Blend Colors (Rough Cedar)
Castle Stone (37)	●		●	●	
Colonial White (01)	●		●	●	
Cypress (42)	●		●	●	
Desert Tan (07)	●		●	●	
Granite Gray (34)	●		●	●	
Graystone (61)	★		★	★	
Heritage Cream (11)	●		●	●	
Herringbone (04)	●		●	●	
Natural Clay (60)	●		●	●	
Oxford Blue (32)	●		●	●	
Sandstone Beige (15)	●		●	●	
Savannah Wicker (59)	●		●	●	
Seagrass (30)	●		●	●	
Smoky Gray (83)	●		●	●	
Sterling Gray (33)	●		●	●	
Wedgewood Blue (89)	●		●	●	
Weathered Wood (90)	●		●	●	
Autumn Red (23)	●		●	●	
Brownstone (40)	●		●	●	
Charcoal Gray (46)	●		●	●	
Deep Mineral (22)	★		★	★	
Espresso (43)	●		●	●	
Flagstone (97)	●		●	●	
Forest (47)	●		●	●	
Melrose (39)	●		●	●	
Midnight Blue (45)	●		●	●	
Olive Grove (84)	●		●	●	
Pacific Blue (27)	●		●	●	
Sable Brown (29)	●		●	●	
Slate (44)	●		●	●	
Sparrow (58)	★		★	★	
Spruce (16)	●		●	●	
Tuxedo (56)	●		●	●	
Arbor Blend (57)		●			●
Cedar Blend (79)		●			●
Driftwood Blend (80)		●			●
Frontier Blend (51)		●			●
Natural Blend (78)		●			●
Rustic Blend (82)		●			●
Weathered Blend (53)		●			●

* 12 Cartons/Pallet: Autumn Red, Brownstone, Charcoal Gray, Espresso, Flagstone, Forest, Hearthstone, Melrose, Midnight Blue, Mountain Cedar, Pacific Blue, Sable Brown, Slate and Spruce. 16 Cartons/Pallet: All other colors.

** 8 Cartons/Pallet: Autumn Red, Brownstone, Charcoal Gray, Espresso, Flagstone, Forest, Hearthstone, Melrose, Midnight Blue, Pacific Blue, Sable Brown, Slate and Spruce. 14 Cartons/Pallet: All other colors.

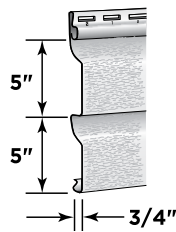
★ NEW COLOR

**DOUBLE 4"
CLAPBOARD-16' 8"**



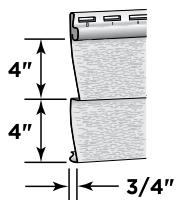
Product Code: 33114
Finish: Rough Cedar
Length: 16' 8"
Thickness: .046"
Exposure: 8"
Projection: 3/4"
Panels/Ctn.: 18
Squares/Ctn.: 2
Cartons/Pallet: 16
lbs./Ctn.: ≤ 112

**DOUBLE 5"
DUTCHLAP-16'**



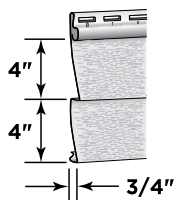
Product Code: 33126
Finish: Rough Cedar
Length: 16'
Thickness: .046"
Exposure: 10"
Projection: 3/4"
Panels/Ctn.: 15
Squares/Ctn.: 2
Cartons/Pallet: 14
lbs./Ctn.: ≤ 107

**DOUBLE 4"
CLAPBOARD-20'**



Product Code: 33139
Finish: Rough Cedar
Length: 20'
Thickness: .046"
Exposure: 8"
Projection: 3/4"
Panels/Ctn.: 15
Squares/Ctn.: 2
Cartons/Pallet: 16
lbs./Ctn.: ≤ 114

**DOUBLE 4"
CLAPBOARD - 25'**



Product Code: 33145
Finish: Rough Cedar
Length: 25'
Thickness: .046"
Exposure: 8"
Projection: 3/4"
Panels/Ctn.: 12
Squares/Ctn.: 2
Cartons/Pallet: 16
lbs./Ctn.: ≤ 116

	Product Code	33114 Double 4" Clapboard - 16' 8" (Rough Cedar)	33126 Double 5" Dutchlap - 16' (Rough Cedar)	33139 Double 4" Clapboard - 20' (Rough Cedar)	33145 Double 4" Clapboard - 25' (Rough Cedar)	
COLOR	Castle Stone (37)	●		●	●	
	Colonial White (01)	●	●	●	●	
	Cypress (42)	●	●	●	●	
	Granite Gray (34)	●	●	●	●	
	Heritage Cream (11)	●	●	●	●	
	Natural Clay (60)	●	●	●	●	
	Oxford Blue (32)	●	●	●	●	
	Savannah Wicker (59)	●	●	●	●	
	Sterling Gray (33)	●	●	●	●	
DELUXE	Brownstone (40)	●		●	●	
	Charcoal Gray (46)	●		●	●	
	Espresso (43)	●		●	●	
	Melrose (39)	●		●	●	
	Midnight Blue (45)	●		●	●	
	Pacific Blue (27)	●		●	●	
	Sable Brown (29)	●		●	●	
	Slate (44)	●		●	●	

Monogram XL 25' lengths are in stock and can be ordered with standard lead times. Minimum order requirement for 25' lengths:

Stocking Distributor

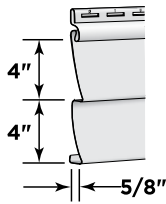
- One pallet minimum in full pallet quantities
- Each pallet must be the same profile - can mix colors on same pallet
- Orders above one pallet must be ordered in **even full pallet quantities (2, 4, 6 or 8 pallets)**

Non-Stocking Distributor

- Two pallet minimum in full pallet quantities with no surcharge
- Each pallet must be the same profile - can mix colors on same pallet
- Orders above one pallet must be ordered in **even full pallet quantities (2, 4, 6 or 8 pallets)**

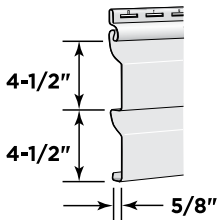
Please contact your Territory Sales Manager regarding stocking status

DOUBLE 4" CLAPBOARD



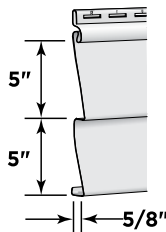
Product Code: 36110
 Finish: Select Cedar
 Length: 12' 6"
 Thickness: .044"
 Exposure: 8"
 Projection: 5/8"
 Panels/Ctn.: 24
 Squares/Ctn.: 2
 Cartons/Pallet: 16
 lbs./Ctn.: ≤ 106

DOUBLE 4-1/2" DUTCHLAP



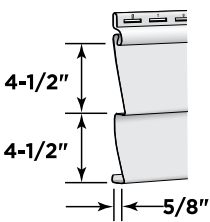
Product Code: 36119
 Finish: Select Cedar
 Length: 12' 1"
 Thickness: .044"
 Exposure: 9"
 Projection: 5/8"
 Panels/Ctn.: 22
 Squares/Ctn.: 2
 Cartons/Pallet: 16
 lbs./Ctn.: ≤ 102

DOUBLE 5" CLAPBOARD



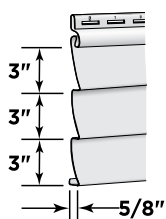
Product Code: 36122
 Finish: Select Cedar
 Length: 12'
 Thickness: .044"
 Exposure: 10"
 Projection: 5/8"
 Panels/Ctn.: 20
 Squares/Ctn.: 2
 Cartons/Pallet: 17
 lbs./Ctn.: ≤ 99

DOUBLE 4-1/2" CLAPBOARD



Product Code: 36118
 Finish: Smooth
 Length: 12' 1"
 Thickness: .044"
 Exposure: 9"
 Projection: 5/8"
 Panels/Ctn.: 22
 Squares/Ctn.: 2
 Cartons/Pallet: 14
 lbs./Ctn.: ≤ 106

TRIPLE 3" CLAPBOARD



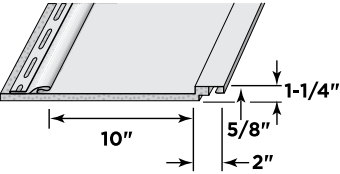
Product Code: 36132
 Finish: Smooth
 Length: 12' 1"
 Thickness: .044"
 Exposure: 9"
 Projection: 5/8"
 Panels/Ctn.: 22
 Squares/Ctn.: 2
 Cartons/Pallet: 14
 lbs./Ctn.: ≤ 111

Product Code	36110 Double 4" Clapboard (Select Cedar)	36119 Double 4-1/2" Dutchlap (Select Cedar)	36122 Double 5" Clapboard (Select Cedar)	36118 Double 4-1/2" Clapboard (Smooth)	36132 Triple 3" Clapboard (Smooth)	
COLOR	Autumn Yellow (10)	●	●	●		
	Buckskin (41)	●	●			
	Castle Stone (37)	●	●			
	Colonial White (01)	●	●	●	●	●
	Cypress (42)	●	●	●	●	●
	Desert Tan (07)	●	●	●		
	Granite Gray (34)	●	●	●	●	●
	Heritage Cream (11)	●	●	●		
	Herringbone (04)	●	●	●	●	●
	Light Maple (55)	●	●	●		
	Natural Clay (60)	●	●	●	●	●
	Oxford Blue (32)	●	●	●		
	Savannah Wicker (59)	●	●	●	●	●
	Seagrass (30)	●	●	●		
Smoky Gray (83)	●	●				
Sterling Gray (33)	●	●	●	●	●	
DELUXE	Autumn Red (23)	●	●			
	Charcoal Gray (46)	●	●			
	Espresso (43)	●	●			
	Flagstone (97)	●	●			
	Forest (47)	●	●			
	Hearthstone (19)	●	●			
	Melrose (39)	●	●			
	Midnight Blue (45)	●	●			
	Mountain Cedar (17)	●	●			
	Olive Grove (84)	●	●			
	Pacific Blue (27)	●	●			
Sable Brown (29)	●	●				
Slate (44)	●	●				
Spruce (16)	●	●				

Board & Batten

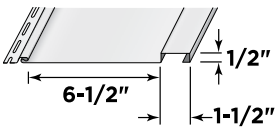
Vinyl Siding Products

SINGLE 12" VERTICAL BOARD & BATTEN - 10' INSULATED



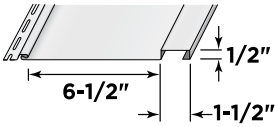
Product Code: 58153
 Finish: Rough Cedar
 Length: 10'
 Thickness: .052"
 Exposure: 12"
 Projection: 1-1/4"*
 Panels/Ctn.: 10
 Squares/Ctn.: 1
 Cartons/Pallet: 9
 lbs./Ctn.: ≤ 59

NEW
 COLOR
SINGLE 8" VERTICAL BOARD & BATTEN - 12' 6"



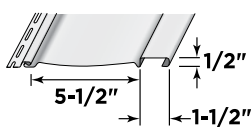
Product Code: 34137
 Finish: Rough Cedar
 Length: 12' 6"
 Thickness: .048"
 Exposure: 8"
 Projection: 1/2"
 Panels/Ctn.: 12
 Squares/Ctn.: 1
 Cartons/Pallet: 28
 lbs./Ctn.: ≤ 57

NEW
 COLOR
SINGLE 8" VERTICAL BOARD & BATTEN - 10'



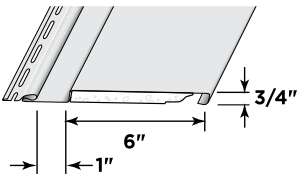
Product Code: 34138
 Finish: Rough Cedar
 Length: 10'
 Thickness: .048"
 Exposure: 8"
 Projection: 1/2"
 Panels/Ctn.: 15
 Squares/Ctn.: 1
 Cartons/Pallet: 24
 lbs./Ctn.: ≤ 55

NEW
 COLORS
SINGLE 7" VERTICAL BOARD & BATTEN - 10'



Product Code: 34136
 Finish: Rough Cedar
 Length: 10'
 Thickness: .052"
 Exposure: 7"
 Projection: 1/2"
 Panels/Ctn.: 34
 Squares/Ctn.: 2
 Cartons/Pallet: 12
 lbs./Ctn.: ≤ 112

SINGLE 7" REVERSE BOARD & BATTEN - REINFORCED SIDING



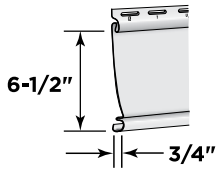
Product Code: 63108
 Finish: Woodgrain
 Length: 10'
 Thickness: .046"
 Exposure: 7"
 Projection: 3/4"
 Panels/Ctn.: 16
 Squares/Ctn.: .93
 Cartons/Pallet: 12
 lbs./Ctn.: ≤ 62

Product Code	58153 Single 12" Vertical Board & Batten - 10' (Rough Cedar) Insulated	34137 Single 8" Vertical Board & Batten - 12' 6" (Rough Cedar)	34138 Single 8" Vertical Board & Batten - 10' (Rough Cedar)	34136 Single 7" Vertical Board & Batten - 10' (Rough Cedar)	63108 Single 7" Reverse Board & Batten - (Woodgrain) Reinforced
Castle Stone (37)				●	
Colonial White (01)	●	●	●	●	●
Cypress (42)		●	●	●	
Desert Tan (07)		●	●		
Granite Gray (34)	●	●	●	●	●
Graystone (61)		★	★	★	
Herringbone (04)	●	●	●	●	
Natural Clay (60)	●	●	●	●	●
Sandstone Beige (15)		●	●		
Savannah Wicker (59)	●	●	●	●	●
Smoky Gray (83)				●	
Snow (31)	●	●	●		
Sterling Gray (33)	●	●	●	●	●
Wedgewood Blue (89)				●	
Weathered Wood (90)				●	
Autumn Red (23)	●			●	●
Brownstone (40)				●	
Charcoal Gray (46)				●	●
Deep Mineral (22)				★	
Espresso (43)				●	
Flagstone (97)				●	
Forest (47)				●	
Melrose (39)				●	
Midnight Blue (45)				●	●
Pacific Blue (27)				●	●
Sable Brown (29)				●	●
Slate (44)				●	
Sparrow (58)				★	
Spruce (16)				●	
Tuxedo (56)				●	

★ NEW COLOR

* Complete Assembly
 ≤ Heaviest weight listed - varies by color.

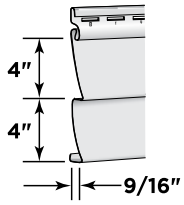
**SINGLE 6-1/2"
BEADED**



Product Code: 38102
 Finish: Brushed
 Length: 12' 4"
 Thickness: .044"
 Exposure: 6-1/2"
 Projection: 3/4"
 Panels/Ctn.: 30
 Squares/Ctn.: 2
 Cartons/Pallet: 12
 lbs./Ctn.: ≤ 111

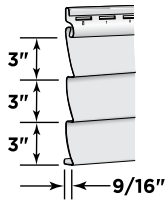
Product Code		38102	
		Single 6-1/2" Beaded (Brushed)	
COLOR	Castle Stone (37)	●	
	Colonial White (01)	●	
	Cypress (42)	●	
	Desert Tan (07)	●	
	Granite Gray (34)	●	
	Heritage Cream (11)	●	
	Herringbone (04)	●	
	Light Maple (55)	●	
	Natural Clay (60)	●	
	Oxford Blue (32)	●	
	Sandstone Beige (15)	●	
	Savannah Wicker (59)	●	
	Seagrass (30)	●	
	Snow (31)	●	
	Sterling Gray (33)	●	

DOUBLE 4" CLAPBOARD



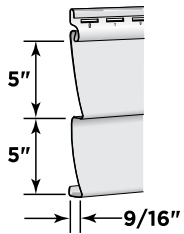
Product Code: 39110
 Finish: Woodgrain
 Length: 12' 6"
 Thickness: .042"
 Exposure: 8"
 Projection: 9/16"
 Panels/Ctn.: 24
 Squares/Ctn.: 2
 Cartons/Pallet: 16
 lbs./Ctn.: ≤ 99

TRIPLE 3" CLAPBOARD



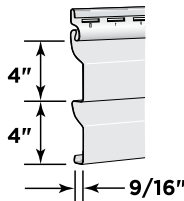
Product Code: 39131
 Finish: Brushed
 Length: 12' 1"
 Thickness: .042"
 Exposure: 9"
 Projection: 9/16"
 Panels/Ctn.: 22
 Squares/Ctn.: 2
 Cartons/Pallet: 14
 lbs./Ctn.: ≤ 100

DOUBLE 5" CLAPBOARD



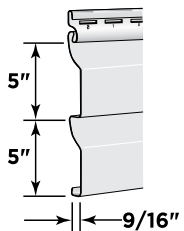
Product Code: 39122
 Finish: Woodgrain
 Length: 12'
 Thickness: .042"
 Exposure: 10"
 Projection: 9/16"
 Panels/Ctn.: 20
 Squares/Ctn.: 2
 Cartons/Pallet: 17
 lbs./Ctn.: ≤ 93

DOUBLE 4" DUTCHLAP



Product Code: 39113
 Finish: Woodgrain
 Length: 12' 6"
 Thickness: .042"
 Exposure: 8"
 Projection: 9/16"
 Panels/Ctn.: 24
 Squares/Ctn.: 2
 Cartons/Pallet: 16
 lbs./Ctn.: ≤ 101

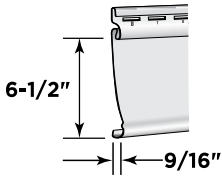
DOUBLE 5" DUTCHLAP



Product Code: 39125
 Finish: Woodgrain
 Length: 12'
 Thickness: .042"
 Exposure: 10"
 Projection: 9/16"
 Panels/Ctn.: 20
 Squares/Ctn.: 2
 Cartons/Pallet: 14
 lbs./Ctn.: ≤ 93

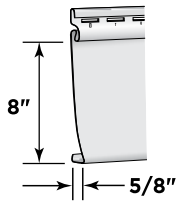
Product Code	39110 Double 4" Clapboard (Woodgrain)	39131 Triple 3" Clapboard (Brushed)	39122 Double 5" Clapboard (Woodgrain)	39113 Double 4" Dutchlap (Woodgrain)	39125 Double 5" Dutchlap (Woodgrain)
COLOR	Autumn Yellow (10)	●		●	●
	Castle Stone (37)	●		●	●
	Colonial White (01)	●	●	●	●
	Cypress (42)	●		●	●
	Desert Tan (07)	●	●	●	●
	Granite Gray (34)	●		●	●
	Heritage Cream (11)	●	●	●	●
	Herringbone (04)	●		●	●
	Natural Clay (60)	●	●	●	●
	Oxford Blue (32)	●	●	●	●
	Sandstone Beige (15)	●	●	●	●
	Savannah Wicker (59)	●	●	●	●
	Seagrass (30)	●		●	●
	Snow (31)	●	●	●	●
	Sterling Gray (33)	●	●	●	●
WedgeWood Blue (89)	●		●	●	
Weathered Wood (90)	●		●	●	
DELUXE	Autumn Red (23)	●		●	●
	Charcoal Gray (46)	●		●	●
	Flagstone (97)	●		●	●
	Forest (47)	●		●	●
	Hearthstone (19)	●		●	●
	Pacific Blue (27)	●		●	●
	Sable Brown (29)	●		●	●
Spruce (16)	●		●	●	

SINGLE 6-1/2" BEADED



Product Code: 39102
 Finish: Brushed
 Length: 12' 4"
 Thickness: .042"
 Exposure: 6-1/2"
 Projection: 9/16"
 Panels/Ctn.: 30
 Squares/Ctn.: 2
 Cartons/Pallet: 15
 lbs./Ctn.: ≤ 71

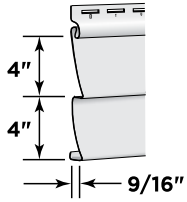
SINGLE 8" CLAPBOARD



Product Code: 39104
 Finish: Woodgrain
 Length: 12' 6"
 Thickness: .042"
 Exposure: 8"
 Projection: 5/8"
 Panels/Ctn.: 24
 Squares/Ctn.: 2
 Cartons/Pallet: 16
 lbs./Ctn.: ≤ 96

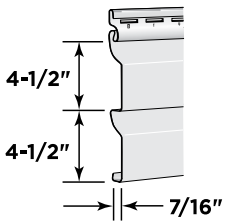
	Product Code	39102 Single 6-1/2" Beaded (Brushed)	39104 Single 8" Clapboard (Woodgrain)	
COLOR	Colonial White (01)	●	●	
	Cypress (42)	●		
	Desert Tan (07)	●		
	Granite Gray (34)	●		
	Natural Clay (60)	●		
	Sandstone Beige (15)	●		
	Savannah Wicker (59)	●		
	Sterling Gray (33)	●		

DOUBLE 4" CLAPBOARD



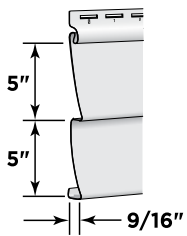
Product Code: 40110
 Finish: Woodgrain
 Length: 12' 6"
 Thickness: .042"
 Exposure: 8"
 Projection: 9/16"
 Panels/Ctn.: 24
 Squares/Ctn.: 2
 Cartons/Pallet: 16
 lbs./Ctn.: ≤ 100

DOUBLE 4-1/2" DUTCHLAP



Product Code: 40119
 Finish: Woodgrain
 Length: 12' 1"
 Thickness: .042"
 Exposure: 9"
 Projection: 9/16"
 Panels/Ctn.: 22
 Squares/Ctn.: 2
 Cartons/Pallet: 16
 lbs./Ctn.: ≤ 97

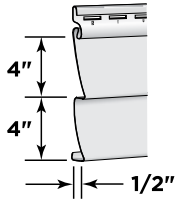
DOUBLE 5" CLAPBOARD



Product Code: 40122
 Finish: Woodgrain
 Length: 12'
 Thickness: .042"
 Exposure: 10"
 Projection: 9/16"
 Panels/Ctn.: 20
 Squares/Ctn.: 2
 Cartons/Pallet: 20
 lbs./Ctn.: ≤ 93

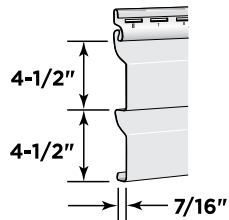
	Product Code	40110 Double 4" Clapboard (Woodgrain)	40119 Double 4-1/2" Dutchlap (Woodgrain)	40122 Double 5" Clapboard (Woodgrain)	
COLOR	Autumn Yellow (10)	●	●		
	Buckskin (41)	●	●		
	Colonial White (01)	●	●	●	
	Cypress (42)	●	●	●	
	Desert Tan (07)	●	●	●	
	Granite Gray (34)	●	●	●	
	Heritage Cream (11)	●	●	●	
	Herringbone (04)	●	●	●	
	Light Maple (55)	●	●		
	Natural Clay (60)	●	●	●	
	Oxford Blue (32)	●	●	●	
	Savannah Wicker (59)	●	●	●	
	Seagrass (30)	●	●	●	
Snow (31)	●	●	●		
Sterling Gray (33)	●	●	●		
DELUXE	Autumn Red (23)	●	●	●	
	Charcoal Gray (46)	●	●	●	
	Flagstone (97)	●	●	●	
	Forest (47)	●	●	●	
	Hearthstone (19)	●	●	●	
	Spruce (16)	●	●	●	

DOUBLE 4" CLAPBOARD



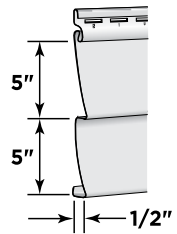
Product Code: 43110
 Finish: Woodgrain
 Length: 12' 6"
 Thickness: .040"
 Exposure: 8"
 Projection: 1/2"
 Panels/Ctn.: 24
 Squares/Ctn.: 2
 Cartons/Pallet: 16
 lbs./Ctn.: ≤ 88

DOUBLE 4-1/2" DUTCHLAP



Product Code: 43119
 Finish: Woodgrain
 Length: 12' 1"
 Thickness: .040"
 Exposure: 9"[†]
 Projection: 7/16"
 Panels/Ctn.: 22
 Squares/Ctn.: 2
 Cartons/Pallet: 16
 lbs./Ctn.: ≤ 86

DOUBLE 5" CLAPBOARD



Product Code: 43122
 Finish: Woodgrain
 Length: 12'
 Thickness: .040"
 Exposure: 10"
 Projection: 1/2"
 Panels/Ctn.: 20
 Squares/Ctn.: 2
 Cartons/Pallet: 17
 lbs./Ctn.: ≤ 84

	Product Code	43110 Double 4" Clapboard (Woodgrain)	43119 Double 4-1/2" Dutchlap (Woodgrain)	43122 Double 5" Clapboard (Woodgrain)	
COLOR	Buckskin (41)	●	●		
	Castle Stone (37)	●	●	●	
	Colonial White (01)	●	●	●	
	Cypress (42)	●	●	●	
	Desert Tan (07)	●	●	●	
	Heritage Cream (11)	●	●		
	Herringbone (04)	●	●	●	
	Light Maple (55)	●	●	●	
	Natural Clay (60)	●	●	●	
	Oxford Blue (32)	●	●	●	
	Sandstone Beige (15)	●	●	●	
	Savannah Wicker (59)	●	●	●	
	Seagrass (30)	●	●	●	
	Snow (31)	●	●	●	
Sterling Gray (33)	●	●	●		

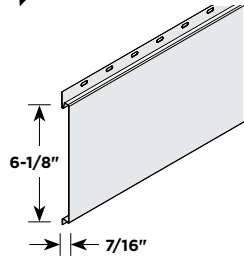
[†] Dimensions shown are nominal.

≤ Heaviest weight listed - varies by color.

Urban Reserve™ Aluminum Siding & Soffit

Aluminum Products

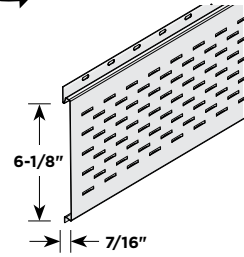
NEW URBAN RESERVE 6"
SMOOTH PANEL



Product Code: AL2020

Finish: Smooth
Length: 12'
Thickness: 0.027"
Exposure: 6"
Projection: 2/5"
Panels/Ctn.: 16
Lin. Ft./Ctn.: 192'
lbs./Ctn.: 48

NEW URBAN RESERVE 6"
SMOOTH SOFFIT



Product Code: AL2022

Finish: Smooth
Length: 12'
Thickness: 0.027"
Exposure: 6"
Projection: 2/5"
Panels/Ctn.: 16
Lin. Ft./Ctn.: 192'
lbs./Ctn.: 48

Ventilation (NFA/Sq. Ft.: 4.058")

Product Code		AL2020 6" Panel (Smooth)	AL2022 6" Soffit (Smooth)	
COLOR	Black LG (054)	★	★	
	Brushed Pewter (139)	★	★	
	Carbon Black (136)	★	★	
	Charcoal Ash (149)	★	★	
	Commercial Brown (112)	★	★	
	Grafton Grey (131)	★	★	
	Rustic Granite (155)	★	★	
	Wolf White (191)	★	★	
DLX	Silver Bullet (106)	★	★	
PREMIUM	▶ Gothic Grey (111)	☆	☆	
	▶ Harvest Cedar (167)	☆	☆	
	▶ Rockwood (189)	☆	☆	
	▶ Soho Grey (159)	☆	☆	

★ NEW COLOR

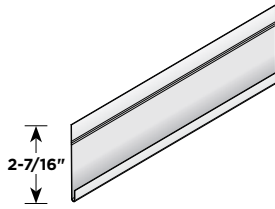
☆ COMING SOON

▶ REALISTIC TWO TONE WOODGRAIN COLORS (SMOOTH)

Urban Reserve™ Accessories

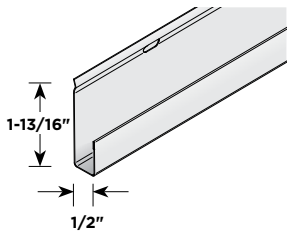
Aluminum Products

NEW URBAN RESERVE
SMOOTH
STARTER STRIP



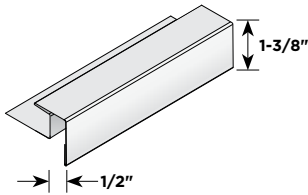
Product Code: AL2070
Finish: Smooth
Length: 12'
Width: 2.42"
Pieces/Ctn.: 22
Lin. Ft./Ctn.: 264'
lbs./Ctn.: 22

NEW URBAN RESERVE
SMOOTH
3/8" J-CHANNEL



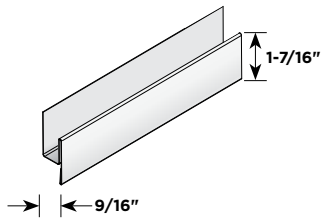
Product Code: AL1040
Finish: Smooth
Length: 12'
Channel/
Pocket Height: 2/5"
Back Height: 1/2"
Pieces/Ctn.: 50
Lin. Ft./Ctn.: 600'
lbs./Ctn.: 35

NEW URBAN RESERVE
SMOOTH
OUTSIDE CORNER



Product Code: AL2040
Finish: Smooth
Length: 12'
Face: 1-3/8"
Pieces/Ctn.: 10
Lin. Ft./Ctn.: 120'
lbs./Ctn.: 32

NEW URBAN RESERVE
SMOOTH
H-TRIM



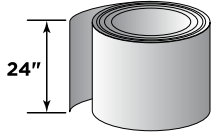
Product Code: AL2042
Finish: Smooth
Length: 12'
Channel: 9/16"
Pieces/Ctn.: 10
Lin. Ft./Ctn.: 120'
lbs./Ctn.: 32

Product Code	AL2070 Starter Strip (Smooth)	AL1040 3/8" J-Channel (Smooth)	AL2040 Outside Corner (Smooth)	AL2042 H-Trim (Smooth)
COLOR	Black LG (054)	★	★	★
	Brushed Pewter (139)	★	★	★
	Carbon Black (136)	★	★	★
	Charcoal Ash (149)	★	★	★
	Commercial Brown (112)	★	★	★
	Grafton Grey (131)	★	★	★
	Rustic Granite (155)	★	★	★
	Wolf White (191)	★	★	★
DLX	Silver Bullet (106)	★	★	★
PREMIUM	▶ Gothic Grey (111)	☆	☆	☆
	▶ Harvest Cedar (167)	☆	☆	☆
	▶ Rockwood (189)	☆	☆	☆
	▶ Soho Grey (159)	☆	☆	☆

★ NEW COLOR
☆ COMING SOON

▶ REALISTIC TWO TONE WOODGRAIN COLORS (SMOOTH)

NEW URBAN RESERVE
POLY SMOOTH
TRIM COIL



Product Code: AL2000

Finish: Smooth
Length: 98'
Thickness: 0.027"
Width: 24"
Rolls/Ctn.: 1
Lin. Ft. Ctn.: 98'
lbs./Ctn.: 75

Product Code		AL2000	
		Poly Trim Coil (Smooth)	
COLOR	Black LG (054)	★	
	Brushed Pewter (139)	★	
	Carbon Black (136)	★	
	Charcoal Ash (149)	★	
	Commercial Brown (112)	★	
	Grafton Grey (131)	★	
	Rustic Granite (155)	★	
	Wolf White (191)	★	
DLX	Silver Bullet (106)	★	
PREMIUM	▶ Gothic Grey (111)	☆	
	▶ Harvest Cedar (167)	☆	
	▶ Rockwood (189)	☆	
	▶ Soho Grey (159)	☆	

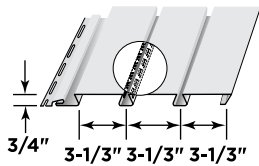
★NEW COLOR

☆COMING SOON

▶ REALISTIC TWO TONE WOODGRAIN COLORS (SMOOTH)

Invisivent® Triple 3-1/3" Soffit

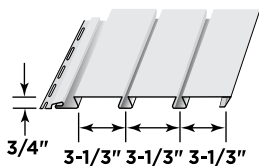
NEW
COLOR
TRIPLE 3-1/3" INVISIVENT® (Soffit Use Only)



Ventilation (NFA/Sq. Ft.: 10")

Product Code: 46228
Finish: Matte
Length: 12'
Thickness: .044"
Exposure: 10"
Projection: 3/4"
Panels/Ctn.: 10
Squares./Ctn.: 1
Cartons/Pallet: 20
lbs./Ctn.: ≤ 62

NEW
COLOR
TRIPLE 3-1/3" SOLID VERTICAL SIDING & SOFFIT



Product Code: 46229
Finish: Matte
Length: 12'
Thickness: .044"
Exposure: 10"
Projection: 3/4"
Panels/Ctn.: 10
Squares./Ctn.: 1
Cartons/Pallet: 20
lbs./Ctn.: ≤ 65

Vinyl Carpentry® Soffit & Vertical Siding

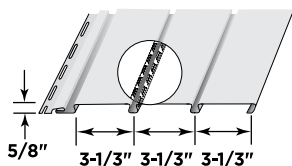
Product Code	46228 Triple 3-1/3" Invisivent® Soffit (Soffit Use Only) (Matte)	46229 Triple 3-1/3" Solid Soffit & Vertical Siding (Matte)	46230 Perimeter Hidden Vent Soffit (Soffit Use Only) (Matte)	46231 Perimeter Solid Soffit & Vertical Siding (Matte)	
COLOR					
	Charcoal Gray (46)		●	●	
	Colonial White (01)	●	●	●	
	Desert Tan (07)	●	●	●	
	Granite Gray (34)	●	●	●	
	Herringbone (04)		●	●	
	Natural Clay (60)	●	●	●	
	Sandstone Beige (15)	●	●	●	
	Savannah Wicker (59)	●	●	●	
	Snow (31)	●	●	●	
PR	Black (54)	★+	★+	+	+

Note: All vented soffits are soffit use only. + Soffit Use Only

★ NEW COLOR

Perimeter™ Triple 3-1/3" Soffit

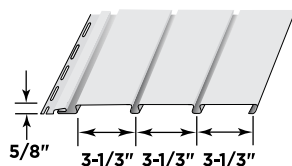
PERIMETER TRIPLE 3-1/3" HIDDEN VENT SOFFIT (Soffit Use Only)



Ventilation (NFA/Sq. Ft.: 9.65")

Product Code: 46230
Finish: Matte
Length: 12'
Thickness: .040"
Exposure: 10"
Projection: 5/8"
Panels/Ctn.: 20
Squares/Ctn.: 2
Cartons/Pallet: 14
lbs./Ctn.: ≤ 94

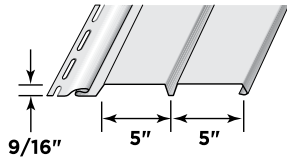
PERIMETER TRIPLE 3-1/3" SOLID VERTICAL SIDING & SOFFIT



Product Code: 46231
Finish: Matte
Length: 12'
Thickness: .040"
Exposure: 10"
Projection: 5/8"
Panels/Ctn.: 20
Squares/Ctn.: 2
Cartons/Pallet: 14
lbs./Ctn.: ≤ 103

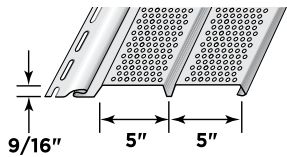
Ironmax™ Soffit

DOUBLE 5" SOLID SOFFIT & VERTICAL SIDING



Product Code: 47201
 Finish: Woodgrain
 Length: 12'
 Thickness: .046"
 Exposure: 10"
 Projection: 9/16"
 Panels/Ctn.: 20
 Squares/Ctn.: 2
 Cartons/Pallet: 14
 lbs./Ctn.: ≤ 104

DOUBLE 5" FULLY VENTED SOFFIT (Soffit Use Only)



Product Code: 47205
 Finish: Woodgrain
 Length: 12'
 Thickness: .046"
 Exposure: 10"
 Projection: 9/16"
 Panels/Ctn.: 20
 Squares/Ctn.: 2
 Cartons/Pallet: 14
 lbs./Ctn.: ≤ 101

Ventilation (NFA/Sq. Ft.: 6.4")

Vinyl Carpentry® Soffit & Vertical Siding

	Product Code	47201 Double 5" Solid Soffit & Vertical Siding (Woodgrain)	47205 Double 5" Fully Vented Soffit (Soffit Use Only) (Woodgrain)	
COLOR	Colonial White (01)	●	●	
	Desert Tan (07)	●	●	
	Granite Gray (34)	●	●	
	Light Maple (55)	●	●	
	Natural Clay (60)	●	●	
	Sable Brown (29)	+	●	
	Sandstone Beige (15)	●	●	
	Savannah Wicker (59)	●	●	
	Snow (31)	●	●	
	Sterling Gray (33)	●	●	

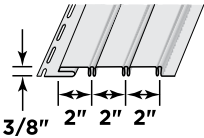
Note: All vented soffits are soffit use only.

+ Soffit Use Only

Beaded Soffit

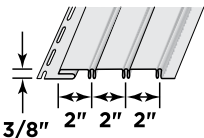
Vinyl Carpentry® Soffit & Vertical Siding

TRIPLE 2" SOLID SOFFIT & VERTICAL SIDING



Product Code: 46209
 Finish: Smooth
 Length: 12' 6"
 Thickness: .039"
 Exposure: 6"
 Projection: 3/8"
 Panels/Ctn.: 16
 Squares./Ctn.: 1
 Cartons/Pallet: 20
 lbs./Ctn.: ≤ 65

TRIPLE 2" VENTED SOFFIT (Soffit Use Only)



Product Code: 46211
 Finish: Smooth
 Length: 12' 6"
 Thickness: .039"
 Exposure: 6"
 Projection: 3/8"
 Panels/Ctn.: 16
 Squares./Ctn.: 1
 Cartons/Pallet: 20
 lbs./Ctn.: ≤ 64

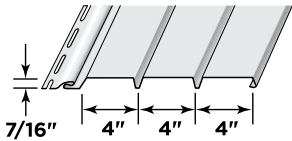
Invisibly-Vented (NFA/Sq. Ft.: 1.6")

	Product Code	46209 Triple 2" Solid Soffit & Vertical Siding (Smooth)	46211 Triple 2" Vented Soffit (Soffit Use Only) (Smooth)	
COLOR	Bermuda Blue (26)	●	●	
	Colonial White (01)	●	●	
	Desert Tan (07)	●	●	
	Natural Clay (60)	●	●	
	Sandstone Beige (15)	●	●	
	Savannah Wicker (59)	●	●	
	Snow (31)	●	●	
	Sterling Gray (33)	●	●	

Note: All vented soffits are soffit use only.

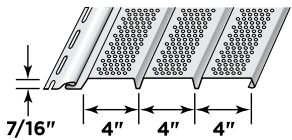
Universal Soffit

TRIPLE 4" SOLID SOFFIT & VERTICAL SIDING



Product Code: 48216
 Finish: Matte
 Length: 12'
 Thickness: .040"
 Exposure: 12"[†]
 Projection: 7/16"
 Panels/Ctn.: 16
 Square Ft./Ctn.: 192
 Cartons/Pallet: 18
 lbs./Ctn.: ≤ 82

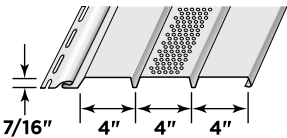
TRIPLE 4" FULLY VENTED SOFFIT (Soffit Use Only)



Product Code: 48224
 Finish: Matte
 Length: 12'
 Thickness: .040"
 Exposure: 12"[†]
 Projection: 7/16"
 Panels/Ctn.: 16
 Square Ft./Ctn.: 192
 Cartons/Pallet: 18
 lbs./Ctn.: ≤ 80

Ventilation (NFA/Sq. Ft.: 5.9")

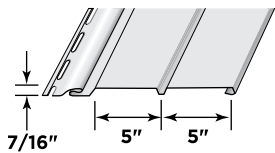
TRIPLE 4" CENTER VENTED SOFFIT (Soffit Use Only)



Product Code: 48220
 Finish: Matte
 Length: 12'
 Thickness: .040"
 Exposure: 12"[†]
 Projection: 7/16"
 Panels/Ctn.: 16
 Square Ft./Ctn.: 192
 Cartons/Pallet: 18
 lbs./Ctn.: ≤ 81

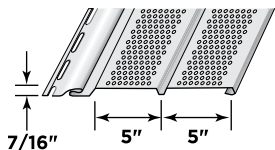
Ventilation (NFA/Sq. Ft.: 2")

DOUBLE 5" SOLID SOFFIT (Soffit Use Only)



Product Code: 48222
 Finish: Woodgrain
 Length: 12'
 Thickness: .040"
 Exposure: 10"
 Projection: 7/16"
 Panels/Ctn.: 20
 Squares/Ctn.: 2
 Cartons/Pallet: 17
 lbs./Ctn.: ≤ 94

DOUBLE 5" FULLY VENTED SOFFIT (Soffit Use Only)



Product Code: 48223
 Finish: Woodgrain
 Length: 12'
 Thickness: .040"
 Exposure: 10"
 Projection: 7/16"
 Panels/Ctn.: 20
 Squares/Ctn.: 2
 Cartons/Pallet: 17
 lbs./Ctn.: ≤ 90

Ventilation (NFA/Sq. Ft.: 6.4")

Vinyl Carpentry® Soffit & Vertical Siding

Product Code	48216 Triple 4" Solid Soffit & Vertical Siding (Matte)	48224 Triple 4" Fully Vented Soffit (Soffit Use Only) (Matte)	48220 Triple 4" Center Vented Soffit (Soffit Use Only) (Matte)	48222 Double 5" Solid Soffit (Soffit Use Only) (Woodgrain)	48223 Double 5" Fully Vented Soffit (Soffit Use Only) (Woodgrain)
Autumn Red (23)	●	●			
Brownstone (40)	●	●			
Buckskin (41)	●	●			
Castle Stone (37)	●	●			
Charcoal Gray (46)	●	●			
Colonial White (01)	●	●	●	●	●
Cypress (42)	●	●			
Desert Tan (07)	●	●		●	●
Espresso (43)	●	●			
Flagstone (97)	●	●			
Forest (47)	●	●			
Granite Gray (34)	●	●			
Hearthstone (19)	●	●			
Heritage Cream (11)	●	●			
Herringbone (04)	●	●		●	●
Light Maple (55)	●	●		●	●
Melrose (39)	●	●			
Midnight Blue (45)	●	●			
Natural Clay (60)	●	●		●	●
Oxford Blue (32)	●	●			
Pacific Blue (27)	●	●			
Sable Brown (29)	●	●			
Sandstone Beige (15)	●	●		●	●
Savannah Wicker (59)	●	●		●	●
Slate (44)	●	●			
Snow (31)	●	●	●		
Sterling Gray (33)	●	●		●	●
Black (54)	+	+			
Musket Brown (49)	+	+		+	+

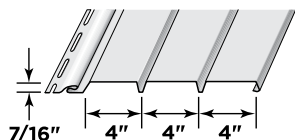
[†] Dimensions shown are nominal.
 Note: All vented soffits are soffit use only.

+ Soffit Use Only

Value Soffit

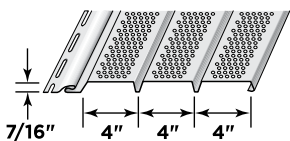
Vinyl Carpentry® Soffit & Vertical Siding

TRIPLE 4" SOLID SOFFIT (Soffit Use Only)



Product Code: 49216
 Finish: Matte
 Length: 12'
 Thickness: .036"
 Exposure: 12"[†]
 Projection: 7/16"
 Panels/Ctn.: 16
 Square Ft./Ctn.: 192
 Cartons/Pallet: 18
 lbs./Ctn.: ≤ 74

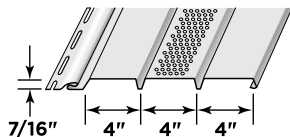
TRIPLE 4" FULLY VENTED SOFFIT (Soffit Use Only)



Product Code: 49224
 Finish: Matte
 Length: 12'
 Thickness: .036"
 Exposure: 12"[†]
 Projection: 7/16"
 Panels/Ctn.: 16
 Square Ft./Ctn.: 192
 Cartons/Pallet: 18
 lbs./Ctn.: ≤ 72

Ventilation (NFA/Sq. Ft.: 5.9")

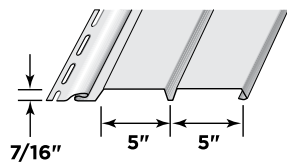
TRIPLE 4" CENTER VENTED SOFFIT (Soffit Use Only)



Product Code: 49220
 Finish: Matte
 Length: 12'
 Thickness: .036"
 Exposure: 12"[†]
 Projection: 7/16"
 Panels/Ctn.: 16
 Square Ft./Ctn.: 192
 Cartons/Pallet: 18
 lbs./Ctn.: ≤ 73

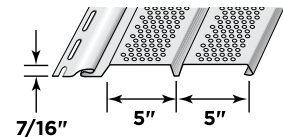
Ventilation (NFA/Sq. Ft.: 2")

DOUBLE 5" SOLID SOFFIT (Soffit Use Only)



Product Code: 49204
 Finish: Matte
 Length: 12'
 Thickness: .036"
 Exposure: 10"
 Projection: 7/16"
 Panels/Ctn.: 20
 Squares./Ctn.: 2
 Cartons/Pallet: 17
 lbs./Ctn.: ≤ 86

DOUBLE 5" FULLY VENTED SOFFIT (Soffit Use Only)



Product Code: 49208
 Finish: Matte
 Length: 12'
 Thickness: .036"
 Exposure: 10"
 Projection: 7/16"
 Panels/Ctn.: 20
 Squares./Ctn.: 2
 Cartons/Pallet: 17
 lbs./Ctn.: ≤ 83

Ventilation (NFA/Sq. Ft.: 6.4")

Product Code	49216 Triple 4" Solid Soffit (Soffit use only)(Matte)	49224 Triple 4" Fully Vented Soffit (Soffit use only) (Matte)	49220 Triple 4" Center Vented Soffit (Soffit use only) (Matte)	49204 Double 5" Solid Soffit (Soffit use only) (Matte)	49208 Double 5" Fully Vented Soffit (Soffit use only) (Matte)
COLOR					
Colonial White (01)	●	●	●	●	●
Desert Tan (07)	●	●			
Natural Clay (60)	●	●			
Sandstone Beige (15)	●	●			
Savannah Wicker (59)	●	●			
Snow (31)	●	●			

Note: All Value soffits are soffit use only.

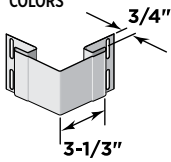
[†] Dimensions shown are nominal.
 ≤ Heaviest weight listed - varies by color.

Corner Systems

Standard Face Dimension

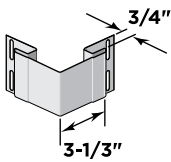
Vinyl Carpentry® Accessories

NEW
3/4" CORNERPOST
- 10' WOODGRAIN
 COLORS



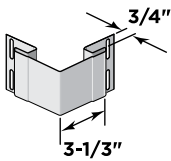
Product Code: 51401
 Finish: Woodgrain
 Length: 10'
 Face: 3-1/3"
 Pieces/Ctn.: 10
 Lin. Ft. /Ctn.: 100
 Cartons/Pallet: 15
 lbs./Ctn.: ≤ 39

3/4" CORNERPOST
- 10' MATTE



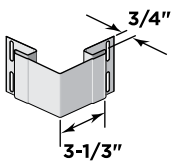
Product Code: 51404
 Finish: Matte
 Length: 10'
 Face: 3-1/3"
 Pieces/Ctn.: 10
 Lin. Ft. /Ctn.: 100
 Cartons/Pallet: 15
 lbs./Ctn.: ≤ 41

3/4" CORNERPOST
- 12' WOODGRAIN



Product Code: 51402
 Finish: Woodgrain
 Length: 12'
 Face: 3-1/3"
 Pieces/Ctn.: 10
 Lin. Ft. /Ctn.: 120
 Cartons/Pallet: 15
 lbs./Ctn.: ≤ 46

3/4" CORNERPOST
- 20' WOODGRAIN



Product Code: 51458
 Finish: Woodgrain
 Length: 20'
 Face: 3-1/3"
 Pieces/Ctn.: 6
 Lin. Ft. /Ctn.: 120
 Cartons/Pallet: 24
 lbs./Ctn.: ≤ 50

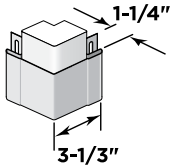
Product Code	51401 3/4" Cornerpost - 10' (Woodgrain)	51404 3/4" Cornerpost - 10' (Matte)	51402 3/4" Cornerpost - 12' (Woodgrain)	51458 3/4" Cornerpost - 20' (Woodgrain)	
Colonial White (01)	●	●	●	●	
Autumn Red (23)	●				
Autumn Yellow (10)	●				
Bermuda Blue (26)	●				
Brownstone (40)	●				
Buckskin (41)	●				
Castle Stone (37)	●				
Charcoal Gray (46)	●				
Cypress (42)	●	●			
Deep Mineral (22)	★				
Desert Tan (07)	●	●			
Espresso (43)	●				
Flagstone (97)	●				
Forest (47)	●				
Granite Gray (34)	●	●	●		
Graystone (61)	★				
Hearthstone (19)	●				
Heritage Cream (11)	●				
Herringbone (04)	●	●			
Light Maple (55)	●	●			
Melrose (39)	●				
Midnight Blue (45)	●				
Mountain Cedar (17)	●				
Natural Clay (60)	●	●	●		
Olive Grove (84)	●				
Oxford Blue (32)	●				
Pacific Blue (27)	●				
Sable Brown (29)	●				
Sandstone Beige (15)	●	●			
Savannah Wicker (59)	●	●	●		
Seagrass (30)	●				
Slate (44)	●				
Smoky Gray (83)	●				
Snow (31)	●	●			
Sparrow (58)	★				
Spruce (16)	●				
Sterling Gray (33)	●	●	●		
Tuxedo (56)	●				
Weathered Wood (90)	●				
Wedgewood Blue (89)	●				
Arbor Blend (57)	●				
Cedar Blend (79)	●				
Driftwood Blend (80)	●				
Frontier Blend (51)	●				
Natural Blend (78)	●				
Rustic Blend (82)	●				
Weathered Blend (53)	●				

★ NEW COLOR

Corner Systems

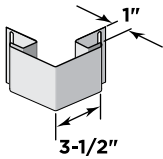
Standard Face Dimension

1-1/4" CORNERPOST - 10' WOODGRAIN With Foam Insert



Product Code: 51412
 Finish: Woodgrain
 Length: 10'
 Face: 3-1/3"
 Pieces/Ctn.: 10
 Lin. Ft. /Ctn.: 100
 Cartons/Pallet: 12
 lbs./Ctn.: ≤ 42

1" CORNERPOST - 10' WOODGRAIN



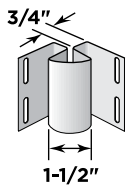
Product Code: 51409
 Finish: Woodgrain
 Length: 10'
 Face: 3-1/2"
 Pieces/Ctn.: 10
 Lin. Ft. /Ctn.: 100
 Cartons/Pallet: 12
 lbs./Ctn.: ≤ 50

Corner Systems

Inside

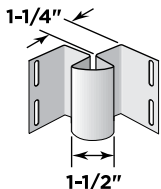
NEW 3/4" INSIDE CORNERPOST

COLORS



Product Code: 51436
 Finish: Matte
 Length: 10'
 Face: 3/4"
 Pieces/Ctn.: 10
 Lin. Ft. /Ctn.: 100
 Cartons/Pallet: 24
 lbs./Ctn.: ≤ 29

1-1/4" INSIDE CORNERPOST



Product Code: 51446
 Finish: Matte
 Length: 10'
 Face: 1-1/4"
 Pieces/Ctn.: 10
 Lin. Ft. /Ctn.: 100
 Cartons/Pallet: 15
 lbs./Ctn.: ≤ 31

Vinyl Carpentry® Accessories

Product Code	51412 1-1/4" Cornerpost - 10' (Woodgrain)	51409 1" Cornerpost - 10' (Woodgrain)	51436 3/4" Inside Cornerpost (Matte)	51446 1-1/4" Inside Cornerpost (Matte)
Colonial White (01)	●	●	●	●
Autumn Red (23)	●	●	●	●
Autumn Yellow (10)			●	
Bermuda Blue (26)			●	
Brownstone (40)			●	
Buckskin (41)	●	●	●	●
Castle Stone (37)			●	
Cedar Blend Solid (48)			+	
Charcoal Gray (46)	●	●	●	●
Cypress (42)	●	●	●	●
Deep Mineral (22)			★	
Desert Tan (07)	●	●	●	●
Espresso (43)			●	
Flagstone (97)	●	●	●	●
Forest (47)		●	●	
Granite Gray (34)	●	●	●	●
Graystone (61)			★	
Hearthstone (19)		●	●	
Heritage Cream (11)	●		●	●
Herringbone (04)	●		●	●
Light Maple (55)	●		●	●
Melrose (39)			●	
Midnight Blue (45)			●	
Mountain Cedar (17)		●	●	
Natural Clay (60)	●	●	●	●
Olive Grove (84)			●	
Oxford Blue (32)	●		●	●
Pacific Blue (27)	●	●	●	●
Sable Brown (29)	●	●	●	●
Sandstone Beige (15)	●	●	●	●
Savannah Wicker (59)	●	●	●	●
Seagrass (30)		●	●	
Slate (44)			●	
Smoky Gray (83)			●	
Snow (31)	●	●	●	●
Sparrow (58)			★	
Spruce (16)	●	●	●	●
Sterling Gray (33)	●	●	●	●
Tuxedo (56)			●	
Weathered Wood (90)			●	
Wedgewood Blue (89)			●	
PREM Arbor Blend (57)			+	
PREM Frontier Blend (51)			+	

● SOLID COLOR

★ NEW COLOR

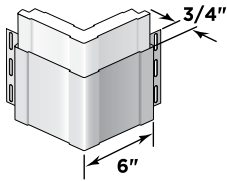
Recommended accessory colors for Monogram Blends

The following colors are the best comparable trim options:
 Natural Blend = Buckskin, Cedar Blend = Cedar Blend Solid,
 Driftwood Blend = Granite Gray or Charcoal Gray,
 Rustic Blend = Sable Brown, Weathered Blend = Weathered Wood

Corner Systems

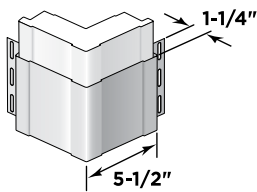
Wide Faced Dimension

TRADITIONAL SUPERCORNER™ With Foam Insert



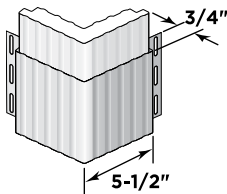
Product Code: 51420
 Finish: Matte
 Length: 20'
 Pieces/Ctn.: 6
 Lin. Ft. /Ctn.: 120
 Cartons/Pallet: 9
 lbs./Ctn.: ≤ 77

1-1/4" TRADITIONAL SUPERCORNER™ With Foam Insert



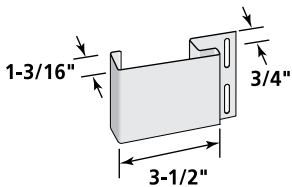
Product Code: 51447
 Finish: Matte
 Length: 20'
 Pieces/Ctn.: 6
 Lin. Ft. /Ctn.: 120
 Cartons/Pallet: 8
 lbs./Ctn.: ≤ 80

FLUTED SUPERCORNER™ With Foam Insert



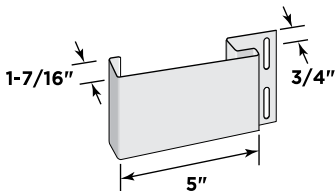
Product Code: 51424
 Finish: Matte
 Length: 20'
 Pieces/Ctn.: 6
 Lin. Ft. /Ctn.: 120
 Cartons/Pallet: 10
 lbs./Ctn.: ≤ 81

3-1/2" LINEAL



Product Code: 54706
 Finish: Matte
 Length: 20'
 Pieces/Ctn.: 10
 Lin. Ft. /Ctn.: 200
 Cartons/Pallet: 30
 lbs./Ctn.: ≤ 51

5" LINEAL

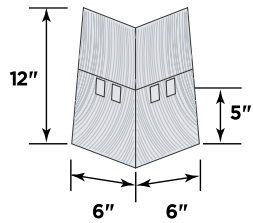


Product Code: 54712
 Finish: Matte
 Length: 20'
 Pieces/Ctn.: 10
 Lin. Ft. /Ctn.: 200
 Cartons/Pallet: 15
 lbs./Ctn.: ≤ 64

Vinyl Carpentry® Accessories

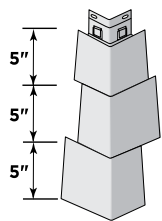
Product Code	51420 Traditional Supercorner With Foam Insert	51447 1-1/4" Traditional Supercorner With Foam Insert	51424 Fluted Supercorner With Foam Insert	54706 3-1/2" Lineal	54712 5" Lineal
Colonial White (01)	●	●	●	●	●
Desert Tan (07)	●			●	
Herringbone (04)				●	
Natural Clay (60)				●	
Sandstone Beige (15)	●			●	
Savannah Wicker (59)	●			●	
Snow (31)	●			●	●

INDIVIDUAL 5" SAWMILL CORNER



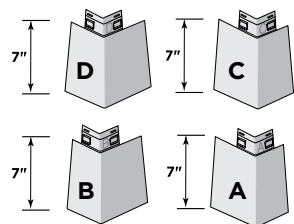
Product Code: 51405
 Finish: Sawmill
 Exposure: 5"
 Pieces/Ctn.: 24
 Lin. Ft./Ctn.: 10'
 Cartons/Pallet: 45
 lbs./Ctn.: ≤ 12

T5" STRAIGHT EDGE SAWMILL OFFSET MITERED CORNERPOST



Product Code: 51406
 Finish: Sawmill
 Pieces/Ctn.: 32
 Lin. Ft./Ctn.: 40'
 Cartons/Pallet: 12
 lbs./Ctn.: ≤ 17

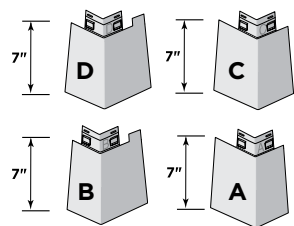
NEW COLORS
7" STRAIGHT EDGE PERFECTION OFFSET MITERED CORNERPOSTS



Product Code: 51459
 Finish: Perfection
 Length: 4 Pieces - 7" each
 Pieces/Ctn.: 40
 Lin. Ft./Ctn.: 23' 4"
 Cartons/Pallet: 24
 lbs./Ctn.: ≤ 15

For use with Straight Edge Perfection

COMING SOON!
7" STAGGERED PERFECTION OFFSET MITERED CORNERPOSTS



Product Code: 51452
 Finish: Perfection
 Length: 4 Pieces - 7" each
 Pieces/Ctn.: 40
 Lin. Ft./Ctn.: 23' 4"
 Cartons/Pallet: 24
 lbs./Ctn.: ≤ 15

For use with Double 7" Staggered Perfection 3G panel (30142)

Recommended trim: CertainTeed recommends the use of Restoration Millwork PVC trim for the most authentic look of genuine cedar. If you choose to use CertainTeed vinyl accessories, the following solid colors are the best comparable options: Natural Blend = Buckskin, Cedar Blend = Cedar Blend Solid, Driftwood Blend = Granite Gray or Charcoal Gray, Rustic Blend = Sable Brown

Product Code	51405 Individual 5" Sawmill Corner	51406 T5" Straight Edge Sawmill Offset Mitered Cornerpost	51459 7" Straight Edge Perfection Offset Mitered Cornerposts	51452 7" Staggered Perfection Offset Mitered Cornerposts	
Colonial White (01)	●	●	●	☆	
Autumn Red (23)		●	●	☆	
Bermuda Blue (26)			●		
Brownstone (40)		●	●		
Buckskin (41)		●	●	☆	
Castle Stone (37)		●	●		
Charcoal Gray (46)		●	●	☆	
Cypress (42)		●	●	☆	
Deep Mineral (22)			★		
Desert Tan (07)		●	●	☆	
Espresso (43)		●	●		
Flagstone (97)		●	●	☆	
Forest (47)		●	●	☆	
Granite Gray (34)		●	●	☆	
Hearthstone (19)		●	●	☆	
Heritage Cream (11)		●	●	☆	
Herringbone (04)		●	●	☆	
Light Maple (55)		●	●	☆	
Mountain Cedar (17)				☆	
Melrose (39)			●		
Midnight Blue (45)		●	●		
Natural Clay (60)	●	●	●	☆	
Pacific Blue (27)		●	●	☆	
Sable Brown (29)		●	●	☆	
Savannah Wicker (59)	●	●	●	☆	
Seagrass (30)	●	●	●	☆	
Slate (44)		●	●		
Smoky Gray (83)			★		
Snow (31)			●		
Spruce (16)		●	●	☆	
Sterling Gray (33)	●	●	●	☆	
Tuxedo (56)			★		
Wedgewood Blue (89)		●	●		
Weathered Wood (90)		●	●		
▶ Cedar Blend (79)			●		
▶ Driftwood Blend (80)			●		
▶ Natural Blend (78)			●		
▶ Rustic Blend (82)			●		
Cedar Blend - Light (70)	●				
Cedar Blend - Med. (71)	●				
Cedar Blend - Dark (72)	●				
Driftwood Blend - L. (94)	●				
Driftwood Blend - M. (95)	●				
Driftwood Blend - D. (96)	●				
Natural Blend - Light (86)	●				
Natural Blend - Med. (87)	●				
Natural Blend - Dark (88)	●				
Rustic Blend - Light (73)	●				
Rustic Blend - Med. (74)	●				
Rustic Blend - Dark (75)	●				

PREMIUM AGELESS CEDAR COLOR BLENDS

▶ CONSISTENT VARIEGATED COLOR THROUGHOUT THE PANEL

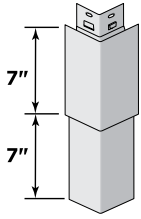
★NEW COLOR ☆COMING SOON

Corner Systems

Cedar Impressions

Vinyl Carpentry® Accessories

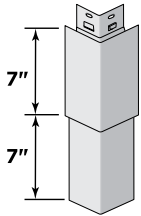
D7" STAGGERED PERFECTION MITERED CORNERPOST



For use with Double 7" Staggered Perfection panel (30143)
and 3G panel (30142)

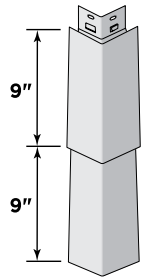
Product Code: 51451
Finish: Perfection
Length: 14"
Pieces/Ctn.: 20
Lin. Ft./Ctn.: 23' 3"
Cartons/Pallet: 32
lbs./Ctn.: ≤14

D7" STRAIGHT EDGE ROUGH-SPLIT MITERED CORNERPOST



Product Code: 51450
Finish: Rough-Split
Length: 14"
Pieces/Ctn.: 20
Lin. Ft./Ctn.: 23' 4"
Cartons/Pallet: 24
lbs./Ctn.: ≤17

D9" STAGGERED ROUGH-SPLIT MITERED CORNERPOST



Product Code: 51432
Finish: Rough-Split
Length: 18-1/2"
Pieces/Ctn.: 20
Lin. Ft./Ctn.: 31
Cartons/Pallet: 18
lbs./Ctn.: ≤21

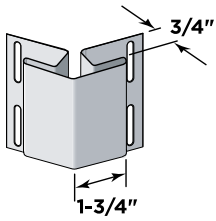
Product Code	51451 D7" Staggered Perfection Mitered Cornerpost	51450 D7" Straight Edge Rough-Split Mitered Cornerpost	51432 D9" Staggered Rough-Split Mitered Cornerpost	
Colonial White (01)	●	●	●	
Autumn Red (23)	●	●	●	
Buckskin (41)	●	●	●	
Charcoal Gray (46)	●	●	●	
Cypress (42)	●			
Desert Tan (07)	●			
Flagstone (97)	●	●	●	
Forest (47)	●	●	●	
Granite Gray (34)	●	●	●	
Hearthstone (19)	●	●	●	
Heritage Cream (11)	●			
Herringbone (04)	●			
Light Maple (55)	●			
Mountain Cedar (17)	●	●	●	
Natural Clay (60)	●	●	●	
Pacific Blue (27)	●	●	●	
Sable Brown (29)	●	●	●	
Savannah Wicker (59)	●	●	●	
Seagrass (30)	●			
Spruce (16)	●	●	●	
Sterling Gray (33)	●	●	●	

Corner Systems

Specialty

Vinyl Carpentry® Accessories

BAY WINDOW CORNERPOST



Product Code: 51445

Finish: Matte

Length: 10'

Face: 1-3/4"

Pieces/Ctn.: 10

Lin. Ft. /Ctn.: 100

Cartons/Pallet: 21

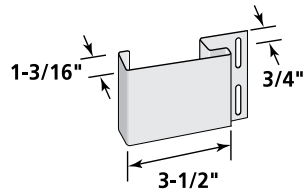
lbs./Ctn.: ≤ 32

Product Code	51445 Bay Window Cornerpost	
Colonial White (01)	●	
Granite Gray (34)	●	
Natural Clay (60)	●	
Sterling Gray (33)	●	

Window & Door Trim

Vinyl Carpentry® Accessories

3-1/2" LINEAL

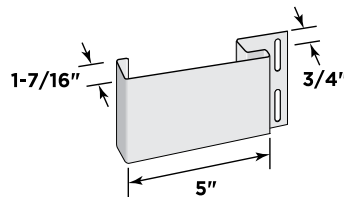


Product Code: 54706

Finish: Matte
 Length: 20'
 Pieces/Ctn.: 10
 Lin. Ft. /Ctn.: 200
 Cartons/Pallet: 30
 lbs./Ctn.: ≤ 51

Use with new window & door starter strip (53605)

5" LINEAL

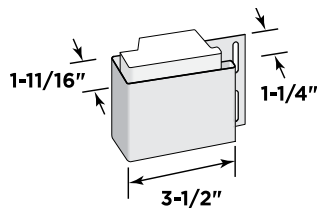


Product Code: 54712

Finish: Matte
 Length: 20'
 Pieces/Ctn.: 10
 Lin. Ft. /Ctn.: 200
 Cartons/Pallet: 15
 lbs./Ctn.: ≤ 64

Use with new window & door starter strip (53605)

3-1/2" LINEAL With Foam Insert

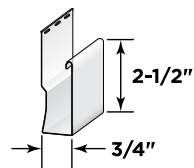


Product Code: 54707

Finish: Matte
 Length: 20'
 Pieces/Ctn.: 10
 Lin. Ft. /Ctn.: 200
 Cartons/Pallet: 23
 lbs./Ctn.: ≤ 63

Use with new window & door starter strip (53605)

2-1/2" WINDOW & DOOR CASING



Product Code: 55813

Finish: Matte
 Length: 12' 6"
 Pieces/Ctn.: 20
 Lin. Ft. /Ctn.: 250
 Cartons/Pallet: 24
 lbs./Ctn.: ≤ 52

	Product Code	54706	54712	54707	55813	
		3-1/2" Lineal	5" Lineal	3-1/2" Lineal With Foam Insert	2-1/2" Window & Door Casing	
	Colonial White (01)	●	●	●	●	
COLOR	Desert Tan (07)	●				
	Herringbone (04)	●				
	Natural Clay (60)	●				
	Sandstone Beige (15)	●				
	Savannah Wicker (59)	●				
	Snow (31)	●	●			

Window & Door Trim

Vinyl Carpentry® Accessories

CROWN MOLDING

Product Code: 55804

Finish: Matte

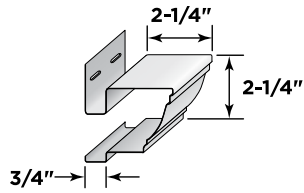
Length: 10'

Pieces/Ctn.: 10

Lin. Ft. /Ctn.: 100

Cartons/Pallet: 12

lbs./Ctn.: ≤ 35



Product Code	55804 Crown Molding	55805 Crown Molding Cap	
Colonial White (01)	●	●	

CROWN MOLDING CAP

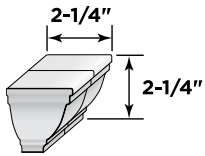
Product Code: 55805

Finish: Matte

Pairs/Ctn.: 10

Cartons/Pallet: 60

lbs./Ctn.: ≤ 2



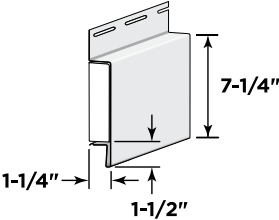
Each whole unit represents a pair and can be cut in half to create left and right end caps.

Wall Transitions

Band Board

Vinyl Carpentry® Accessories

**BAND BOARD
With Foam Insert**

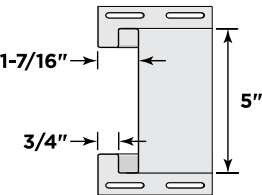


Dimensions shown as installed with Cornice Receiver

Product Code: 55814
 Finish: Rough Cedar
 Length: 16' 8"
 Pieces/Ctn.: 5
 Lin. Ft. /Ctn.: 82' 5"
 Cartons/Pallet: 16
 lbs./Ctn.: ≤ 33

Product Code	55814 Band Board With Foam Insert	54714 5" Double Channel Lineal	
Colonial White (01)	●	●	

**5" DOUBLE CHANNEL
LINEAL**



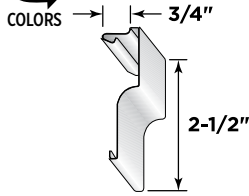
Product Code: 54714
 Finish: Matte
 Length: 18'
 Pieces/Ctn.: 10
 Lin. Ft. /Ctn.: 180
 Cartons/Pallet: 15
 lbs./Ctn.: ≤ 66

Soffit Transitions

Decorative



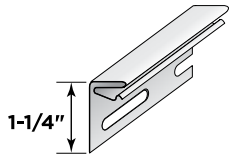
CORNICE MOLDING



Product Code: 55817
 Finish: Matte
 Length: 12' 6"
 Pieces/Ctn.: 10
 Lin. Ft. /Ctn.: 125
 Cartons/Pallet: 32
 lbs./Ctn.: ≤ 16

For use with Cornice Receiver or Deluxe F-Channel

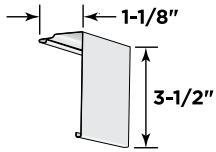
CORNICE RECEIVER



Product Code: 55812
 Finish: Matte
 Length: 12' 6"
 Pieces/Ctn.: 24
 Lin. Ft. /Ctn.: 300
 Cartons/Pallet: 35
 lbs./Ctn.: ≤ 28

For use with Cornice Molding, Finish Board and Band Board

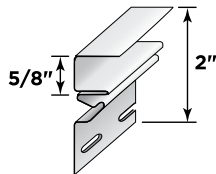
FINISH BOARD



Product Code: 55815
 Finish: Rough Cedar
 Length: 12' 6"
 Pieces/Ctn.: 10
 Lin. Ft. /Ctn.: 125
 Cartons/Pallet: 40
 lbs./Ctn.: ≤ 19

For use with Cornice Receiver

DELUXE F-CHANNEL



Product Code: 52503
 Finish: Matte
 Length: 12' 6"
 Channel: 5/8"
 Pieces/Ctn.: 24
 Lin. Ft. /Ctn.: 300
 Cartons/Pallet: 32
 lbs./Ctn.: ≤ 39

For use as soffit receiver and to receive Cornice Molding

Vinyl Carpentry® Accessories

Product Code	55817 Cornice Molding	55812 Cornice Receiver	55815 Finish Board	52503 Deluxe F-Channel	
No Color		●		●	
Colonial White (01)	●		●		
Autumn Red (23)	●				
Bermuda Blue (26)	●				
Brownstone (40)	●				
Buckskin (41)	●				
Castle Stone (37)	●				
Cedar Blend Solid* (48)	+				
Charcoal Gray (46)	●				
Cypress (42)	●				
Deep Mineral (22)	★				
Desert Tan (07)	●				
Espresso (43)	●				
Flagstone (97)	●				
Forest (47)	●				
Granite Gray (34)	●				
Hearthstone (19)	●				
Heritage Cream (11)	●				
Herringbone (04)	●				
Light Maple (55)	●				
Melrose (39)	●				
Midnight Blue (45)	●				
Mountain Cedar (17)	●				
Natural Clay (60)	●				
Pacific Blue (27)	●				
Sable Brown (29)	●				
Sandstone Beige (15)	●				
Savannah Wicker (59)	●				
Seagrass (30)	●				
Slate (44)	●				
Smoky Gray (83)	★				
Snow (31)	●				
Spruce (16)	●				
Sterling Gray (33)	●				
Tuxedo (56)	★				
Wedgewood Blue (89)	●				
Weathered Wood (90)	●				

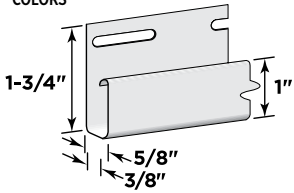
★ NEW COLOR
 + SOLID COLOR

* Solid color accessory used with the Cedar Impressions Single 7" Cedar Blend; and Monogram Double 4" Clapboard, Double 5" Clapboard and Double 5" Dutchlap Cedar Blend panels.

J-Channel

Vinyl Carpentry® Accessories

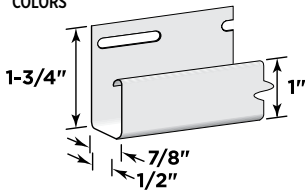
NEW
COLORS
3/8" POCKET J-CHANNEL



For use with CERTAplank Siding as a Sill Trim and with Beaded Triple 2" Soffit.

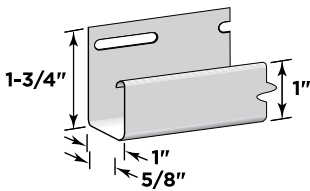
Product Code: 50306
Finish: Matte
Length: 12' 6"
Channel/
Pocket Height: 3/8"
Back Height: 5/8"
Pieces/Ctn.: 48
Lin. Ft. /Ctn.: 600
Cartons/Pallet: 30
lbs./Ctn.: ≤ 55

NEW
COLORS
1/2" POCKET J-CHANNEL



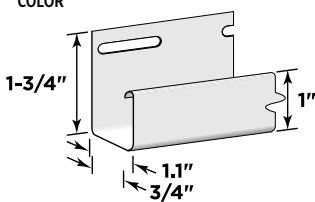
Product Code: 50305
Finish: Matte
Length: 12' 6"
Channel/
Pocket Height: 1/2"
Back Height: 7/8"
Pieces/Ctn.: 48
Lin. Ft. /Ctn.: 600
Cartons/Pallet: 30
lbs./Ctn.: ≤ 58

5/8" POCKET J-CHANNEL



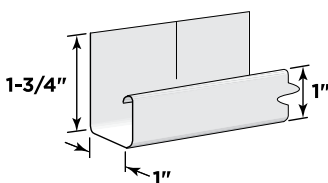
Product Code: 50310
Finish: Matte
Length: 12' 6"
Channel/
Pocket Height: 5/8"
Back Height: 1"
Pieces/Ctn.: 48
Lin. Ft. /Ctn.: 600
Cartons/Pallet: 30
lbs./Ctn.: ≤ 60

NEW
COLOR
3/4" POCKET J-CHANNEL



Product Code: 50303
Finish: Matte
Length: 12' 6"
Channel/
Pocket Height: 3/4"
Back Height: 1.1"
Pieces/Ctn.: 48
Lin. Ft. /Ctn.: 600
Cartons/Pallet: 25
lbs./Ctn.: ≤ 61

3/4" POCKET FLEXIBLE J-CHANNEL



Product Code: 50309
Finish: Matte
Length: 12' 6"
Channel/
Pocket Height: 3/4"
Back Height: 1"
Pieces/Ctn.: 10
Lin. Ft. /Ctn.: 125
Cartons/Pallet: 50
lbs./Ctn.: ≤ 20

Product Code	50306	50305	50310	50303	50309
	3/8" Pocket J-Channel/ CERTAplank Sill Trim	1/2" Pocket J-Channel	5/8" Pocket J-Channel	3/4" Pocket J-Channel	3/4" Pocket Flexible J-Channel
Colonial White (01)	●	●	●	●	
White (62)					●
Autumn Red (23)		●	●	●	
Autumn Yellow (10)		●	●	●	
Bermuda Blue (26)	●			●	
Brownstone (40)		●	●	●	
Buckskin (41)		●	●	●	
Castle Stone (37)	●	●	●	●	
Cedar Blend Solid* (48)				+	
Charcoal Gray (46)	●	●	●	●	
Cypress (42)		●	●	●	
Deep Mineral (22)		★		★	
Desert Tan (07)	●	●	●	●	
Espresso (43)		●	●	●	
Flagstone (97)	●	●	●	●	
Forest (47)	●	●	●	●	
Granite Gray (34)	●	●	●	●	
Graystone (61)		★		★	
Hearthstone (19)		●	●	●	
Heritage Cream (11)		●	●	●	
Herringbone (04)	★	●	●	●	
Light Maple (55)		●	●	●	
Melrose (39)		●	●	●	
Midnight Blue (45)	★	●	●	●	
Mountain Cedar (17)		●	●	●	
Natural Clay (60)	●	●	●	●	
Olive Grove (84)		●	●	●	
Oxford Blue (32)		●	●	●	
Pacific Blue (27)	★	●	●	●	
Sable Brown (29)	★	●	●	●	
Sandstone Beige (15)	●	●	●	●	
Savannah Wicker (59)	●	●	●	●	
Seagrass (30)		●	●	●	
Slate (44)		●	●	●	
Smoky Gray (83)	★	●	●	●	
Snow (31)	●	●	●	●	
Sparrow (58)		★		★	
Spruce (16)		●	●	●	
Sterling Gray (33)	●	●	●	●	
Tuxedo (56)		●		●	
Weathered Wood (90)		●		●	
Wedgewood Blue (89)	★	●		●	
Arbor Blend (57)				+	
Black (54)		+	+ ●	+ ☆	
Frontier Blend (51)				+	
Musket Brown (49)		●			

★ COMING SOON

★ NEW COLOR

★ SOLID COLOR

* Solid color accessory:
Cedar Blend Solid use with Cedar Blend panels

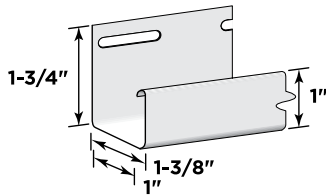
+ Soffit Use Only

Recommended accessory colors for Monogram Blends

The following colors are the best comparable trim options:
Natural Blend = Buckskin, Cedar Blend = Cedar Blend Solid,
Driftwood Blend = Granite Gray or Charcoal Gray,
Rustic Blend = Sable Brown, Weathered Blend = Weathered Wood

J-Channel (continued)

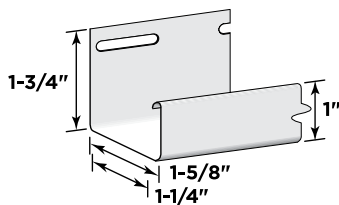
1" POCKET J-CHANNEL



Product Code: 50302

Finish: Matte
 Length: 12' 6"
 Channel/
 Pocket Height: 1"
 Back Height: 1-3/8"
 Pieces/Ctn.: 40
 Lin. Ft. /Ctn.: 500
 Cartons/Pallet: 18
 lbs./Ctn.: ≤ 59

1-1/4" POCKET J-CHANNEL

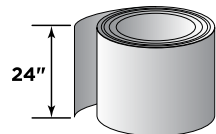


Product Code: 50301

Finish: Matte
 Length: 12' 6"
 Channel/
 Pocket Height: 1-1/4"
 Back Height: 1-5/8"
 Pieces/Ctn.: 48
 Lin. Ft. /Ctn.: 600
 Cartons/Pallet: 20
 lbs./Ctn.: ≤ 79

Functional Trim

TRIM COIL PVC COATED

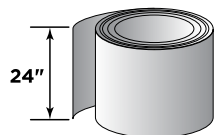


PVC coated one side only
 Do not use trim coil over treated lumber.

Product Code: 56901

Finish: Striated
 Length: 50'
 Thickness: 0.019"
 Width: 24"
 Rolls/Ctn.: 1
 Lin. Ft. Ctn.: 50'
 lbs./Ctn.: 25

NEW TRIM COIL POLY SMOOTH PAINTED



Colonial White has mill finish back. All other colors have Wolf White on back.
 Product availability varies by region.
 Do not use trim coil over treated lumber.

Product Code: AL1000

Finish: Smooth
 Length: 50'
 Thickness: 0.019"
 Width: 24"
 Rolls/Ctn.: 1
 Lin. Ft. Ctn.: 50'
 lbs./Ctn.: 28

Vinyl Carpentry® Accessories

Product Code	50302 1" Pocket J-Channel	50301 1-1/4" Pocket J- Channel	56901 Trim Coil PVC Coated (Striated)	AL1000 Trim Coil Poly Coated (Smooth)
Autumn Red (23)	●	●	●	
Autumn Yellow (10)			●	
Black LG (054)				(054) ★
Brownstone (40)			●	
Buckskin (41)	●	●	●	
Castle Stone (37)			●	
Cedar Blend Solid* (48)			+	
Charcoal Gray (46)	●	●	●	(046) ☆
Colonial White (01)	●	●	●	(001) ★
Cypress (42)	●	●	●	
Desert Tan (07)	●	●	●	(007) ☆
Espresso (43)			●	
Flagstone (97)	●	●	●	
Forest (47)	●		●	
Granite Gray (34)	●	●	●	
Hearthstone (19)	●		●	
Heritage Cream (11)		●	●	
Herringbone (04)		●	●	(004) ☆
Light Maple (55)		●	●	
Melrose (39)			●	
Midnight Blue (45)			●	
Mountain Cedar (17)	●		●	
Musket Brown (049)				(049) ★
Natural Clay (60)	●	●	●	(060) ★
Olive Grove (84)			●	
Oxford Blue (32)		●	●	
Pacific Blue (27)	●	●	●	
Sable Brown (29)	●	●	●	
Sandstone Beige (15)	●	●	●	(015) ☆
Savannah Wicker (59)	●	●	●	(059) ☆
Seagrass (30)	●		●	
Slate (44)			●	
Smoky Gray (83)			●	
Snow (31)		●	●	(031) ☆
Spruce (16)	●	●	●	
Sterling Gray (33)	●	●	●	(033) ☆
Tuxedo (056)				(056) ☆
Weathered Wood (90)			●	
Wedgewood Blue (89)			●	
Wolf White (191)				(191) ★
PREM Black (54)			●	
PREM Musket Brown (49)			●	

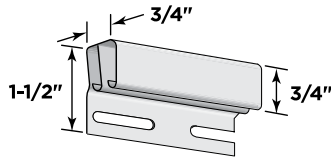
+ SOLID COLOR
 ★ NEW COLOR
 ☆ COMING SOON

* Solid color accessory:
 Cedar Blend Solid use with Cedar Blend panels

Functional Trim (continued)

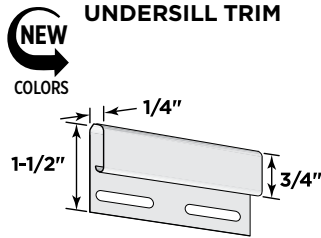
Vinyl Carpentry® Accessories

DUAL UNDERSILL TRIM



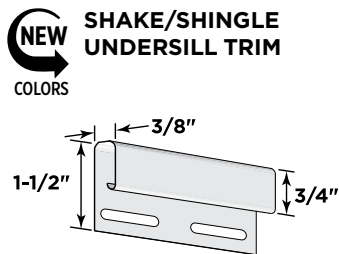
Product Code: 56916
 Finish: Matte
 Length: 12' 6"
 Pieces/Ctn.: 12
 Lin. Ft. /Ctn.: 150
 Cartons/Pallet: 48
 lbs./Ctn.: ≤ 22

UNDERSILL TRIM



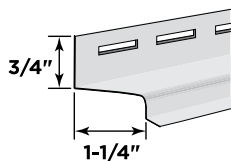
Product Code: 56904
 Finish: Matte
 Length: 12' 6"
 Pieces/Ctn.: 48
 Lin. Ft. /Ctn.: 600
 Cartons/Pallet: 35
 lbs./Ctn.: ≤ 46

SHAKE/SHINGLE UNDERSILL TRIM



Product Code: 56917
 Finish: Matte
 Length: 12' 6"
 Pieces/Ctn.: 12
 Lin. Ft. /Ctn.: 150
 Cartons/Pallet: 48
 lbs./Ctn.: ≤ 13

DRIP CAP



Product Code: 56907
 Finish: Matte
 Length: 12' 6"
 Width: 1-1/4"
 Pieces/Ctn.: 24
 Lin. Ft. /Ctn.: 300
 Cartons/Pallet: 35
 lbs./Ctn.: ≤ 31

Product Code	56916 Dual Undersill Trim	56904 Undersill Trim	56917 Shake/Shingle Undersill Trim	56907 Drip Cap	
Colonial White (01)	●	●	●	●	
Autumn Red (23)		●	●		
Autumn Yellow (10)		●			
Bermuda Blue (26)			●		
Brownstone (40)		●	●		
Buckskin (41)	●	●	●		
Castle Stone (37)		●	●		
Cedar Blend Solid* (48)		●	+		
Charcoal Gray (46)		●	●		
Cypress (42)	●	●	●		
Deep Mineral (22)		★	★		
Desert Tan (07)	●	●	●		
Espresso (43)		●	●		
Flagstone (97)		●	●		
Forest (47)		●	●		
Granite Gray (34)	●	●	●		
Graystone (61)		★			
Hearthstone (19)		●	●		
Heritage Cream (11)	●	●	●		
Herringbone (04)	●	●	●		
Light Maple (55)	●	●	●		
Melrose (39)		●	●		
Midnight Blue (45)		●	●		
Mountain Cedar (17)		●	●		
Natural Clay (60)	●	●	●		
Olive Grove (84)		●			
Oxford Blue (32)	●	●			
Pacific Blue (27)		●	●		
Sable Brown (29)		●	●		
Sandstone Beige (15)	●	●			
Savannah Wicker (59)	●	●	●		
Seagrass (30)	●	●	●		
Slate (44)		●	●		
Smoky Gray (83)		●	●		
Snow (31)	●	●	●		
Sparrow (58)		★			
Spruce (16)		●	●		
Sterling Gray (33)	●	●	●		
Tuxedo (56)		●	★		
Weathered Wood (90)		●	●		
Wedgewood Blue (89)		●	●		
PREM Arbor Blend (57)		+			
PREM Frontier Blend (51)		+			

★ NEW COLOR * Solid color accessory:
 + SOLID COLOR Cedar Blend Solid use with Cedar Blend panels

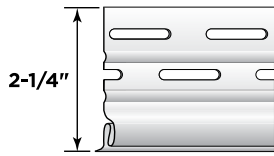
Recommended accessory colors for Monogram Blends

The following colors are the best comparable trim options:
 Natural Blend = Buckskin, Cedar Blend = Cedar Blend Solid,
 Driftwood Blend = Granite Gray or Charcoal Gray,
 Rustic Blend = Sable Brown, Weathered Blend = Weathered Wood

Starter Strips

Vinyl Carpentry® Accessories

2-1/4" VINYL STARTER STRIP

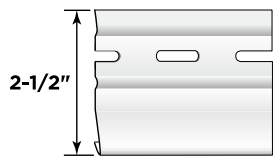


Product Code: 53601

Finish: Matte
 Length: 12' 6"
 Width: 2-1/4"
 Pieces/Ctn.: 40
 Lin. Ft. /Ctn.: 500
 Cartons/Pallet: 30
 lbs./Ctn.: ≤ 59

For use with all sidings except Cedar Impressions, CedarBoards, Monogram and Monogram XL.

2-1/2" METAL STARTER STRIP

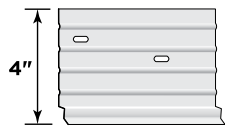


Product Code: 53602

Finish: Mill
 Length: 10'
 Width: 2-1/2"
 Pieces/Ctn.: 50
 Lin. Ft. /Ctn.: 500
 Cartons/Pallet: 35
 lbs./Ctn.: ≤ 75

For use with all sidings except Cedar Impressions, and CedarBoards.

4" METAL SHINGLE STARTER STRIP

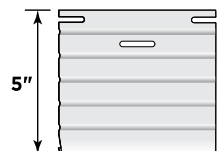


Product Code: 53610

Finish: Mill
 Length: 10'
 Width: 4"
 Pieces/Ctn.: 25
 Lin. Ft. /Ctn.: 250
 Cartons/Pallet: 35
 lbs./Ctn.: ≤ 78

For use with Cedar Impressions Shake and Shingle Panels

5" METAL STARTER STRIP



Product Code: 53604

Finish: Mill
 Length: 10'
 Width: 5"
 Pieces/Ctn.: 25
 Lin. Ft. /Ctn.: 250
 Cartons/Pallet: 30
 lbs./Ctn.: ≤ 72

Remodeling Metal Starter Strip. For use with all sidings except Cedar Impressions and CedarBoards.

STARTER STRIP FOR CEDARBOARDS INSULATED SIDING

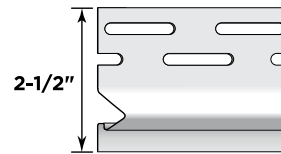


Product Code: 53609

Finish: Matte
 Length: 12' 6"
 Width: 3"
 Pieces/Ctn.: 24
 Lin. Ft. /Ctn.: 300
 Cartons/Pallet: 35
 lbs./Ctn.: ≤ 44

Product Code	53601	53602	53610	53604	53609	53605	53612
	2-1/4" Vinyl Starter Strip	2-1/2" Metal Starter Strip	4" Metal Shingle Starter Strip	5" Metal Starter Strip	Starter Strip for Insulated Siding	Window & Door Starter Strip	Metal Starter Strip for CERTAplank Reinforced Siding
No Color	●	●	●	●	●	●	●

WINDOW & DOOR STARTER STRIP

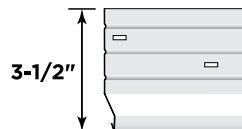


Product Code: 53605

Finish: Matte
 Length: 10'
 Pieces/Ctn.: 36
 Lin. Ft. /Ctn.: 360
 Cartons/Pallet: 27
 lbs./Ctn.: ≤ 35

For use with lineals

METAL STARTER STRIP FOR CERTAPLANK REINFORCED SIDING



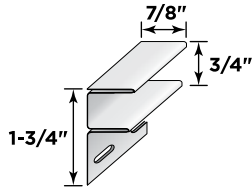
Product Code: 53612

Finish: Mill
 Length: 10'
 Width: 3-1/2"
 Pieces/Ctn.: 25
 Lin. Ft./Ctn.: 250'
 Cartons/Pallet: 35
 lbs./Ctn.: 65

Soffit Trim

Vinyl Carpentry® Accessories

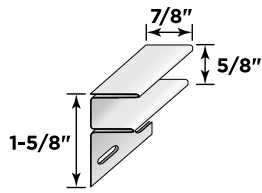
3/4" F-CHANNEL



Product Code: 52506

Finish: Matte
 Length: 12' 6"
 Channel: 3/4"
 Pieces/Ctn.: 24
 Lin. Ft. /Ctn.: 300
 Cartons/Pallet: 35
 lbs./Ctn.: ≤ 44

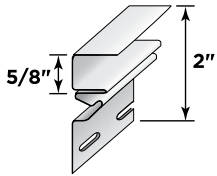
5/8" F-CHANNEL



Product Code: 52502

Finish: Matte
 Length: 12' 6"
 Channel: 5/8"
 Pieces/Ctn.: 24
 Lin. Ft. /Ctn.: 300
 Cartons/Pallet: 35
 lbs./Ctn.: ≤ 39

DELUXE F-CHANNEL



Product Code: 52503

Finish: Matte
 Length: 12' 6"
 Channel: 5/8"
 Pieces/Ctn.: 24
 Lin. Ft. /Ctn.: 300
 Cartons/Pallet: 32
 lbs./Ctn.: ≤ 39

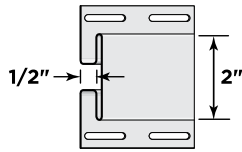
For use as soffit receiver and to receive Cornice Molding

	Product Code	52506 3/4" F-Channel	52502 5/8" F-Channel	52503 Deluxe F-Channel
	No Color			●
COLOR	Colonial White (01)	●	●	
	Desert Tan (07)		●	
	Natural Clay (60)		●	
	Sandstone Beige (15)		●	
	Savannah Wicker (59)		●	
	Snow (31)		●	
PREM	Black (54)		●	
	Musket Brown (49)		●	

Soffit Trim (continued)

Vinyl Carpentry® Accessories

1/2" H-BAR

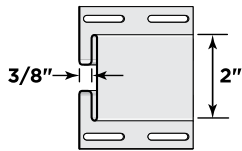


Product Code: 52504

Finish: Matte
 Length: 12' 6"
 Channel: 1/2"
 Pieces/Ctn.: 10
 Lin. Ft. /Ctn.: 125
 Cartons/Pallet: 39
 lbs./Ctn.: ≤ 29

For use with most soffits and vertical siding

3/8" H-BAR

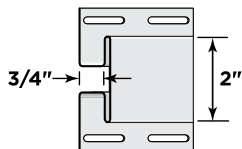


Product Code: 52505

Finish: Matte
 Length: 12' 6"
 Channel: 3/8"
 Pieces/Ctn.: 10
 Lin. Ft. /Ctn.: 125
 Cartons/Pallet: 53
 lbs./Ctn.: ≤ 28

For use with Beaded Soffit

3/4" H-BAR



Product Code: 52507

Finish: Matte
 Length: 12' 6"
 Channel: 3/4"
 Pieces/Ctn.: 10
 Lin. Ft. /Ctn.: 125
 Cartons/Pallet: 42
 lbs./Ctn.: ≤ 32

For use with Reverse Board & Batten, Perimeter & Triple 3-1/3 InvisiVent & solid soffit.
 Can also be used with Monogram & Restoration Classic in horizontal applications.

	Product Code	52504	52505	52507	
		1/2" H-Bar	3/8" H-Bar	3/4" H-Bar	
	No Color				
	Colonial White (01)	●	●	●	
COLOR	Autumn Red (23)			●	
	Charcoal Gray (46)			●	
	Granite Gray (34)			●	
	Midnight Blue (45)			●	
	Natural Clay (60)			●	
	Pacific Blue (27)			●	
	Sable Brown (29)			●	
	Savannah Wicker (59)			●	
	Sterling Gray (33)			●	

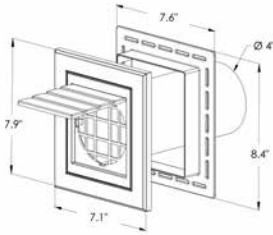
Mounting Blocks

Siding & Accessories

Vinyl Siding Products



DRYER VENT

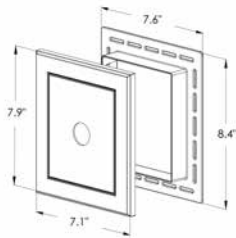


Product Code: 56501
 Finish: Woodgrain
 Overall Width: 7.6\"

* Metal vent tube attachment available as a separate sku (#56510)



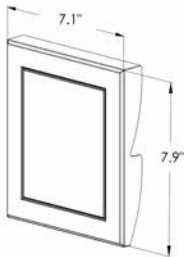
UNIVERSAL BLOCK



Product Code: 56502
 Finish: Woodgrain
 Overall Width: 7.6\"



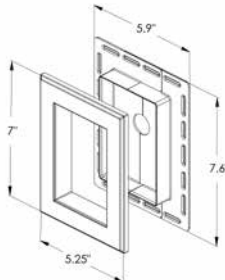
SURFACE MOUNT BLOCK



Product Code: 56503
 Finish: Woodgrain
 Overall Width: 7.1\"



RECESSED SPLIT



Product Code: 56504
 Finish: Woodgrain
 Overall Width: 5.9\"

Product Code	56501 Dryer Vent (Woodgrain)	56502 Universal Block (Woodgrain)	56503 Surface Mount Block (Woodgrain)	56504 Recessed Split (Woodgrain)
Arbor Blend Solid* (57)	●/+	●/+	●/+	●/+
Autumn Red (23)	●	●	●	●
Autumn Yellow (10)	●	●	●	●
Brownstone (40)	●	●	●	●
Buckskin (41)	●	●	●	●
Castle Stone (37)	●	●	●	●
Cedar Blend Solid* (48)	●/+	●/+	●/+	●/+
Charcoal Gray (46)	●	●	●	●
Colonial White (01)	●	●	●	●
Cypress (42)	●	●	●	●
Deep Mineral (22)	☆	☆	☆	☆
Desert Tan (07)	●	●	●	●
Espresso (43)	●	●	●	●
Flagstone (97)	●	●	●	●
Forest (47)	●	●	●	●
Frontier Blend Solid* (51)	●/+	●/+	●/+	●/+
Granite Gray (34)	●	●	●	●
Graystone (61)	☆	☆	☆	☆
Hearthstone (19)	●	●	●	●
Heritage Cream (11)	●	●	●	●
Herringbone (04)	●	●	●	●
Light Maple (55)	●	●	●	●
Melrose (39)	●	●	●	●
Midnight Blue (45)	●	●	●	●
Mountain Cedar (17)	●	●	●	●
Natural Clay (60)	●	●	●	●
Olive Grove (84)	●	●	●	●
Oxford Blue (32)	●	●	●	●
Pacific Blue (27)	●	●	●	●
Sable Brown (29)	●	●	●	●
Sandstone Beige (15)	●	●	●	●
Savannah Wicker (59)	●	●	●	●
Seagrass (30)	●	●	●	●
Slate (44)	●	●	●	●
Smoky Gray (83)	●	●	●	●
Snow (31)	●	●	●	●
Sparrow (58)	☆	☆	☆	☆
Spruce (16)	●	●	●	●
Sterling Gray (33)	●	●	●	●
Wedgewood Blue (89)	●	●	●	●
Weathered Wood (90)	●	●	●	●
Tuxedo (56)	●	●	●	●

✦ SOLID COLOR

☆ COMING SOON

* Solid color accessory:

Arbor Blend Solid use with Arbor Blend panels,
 Cedar Blend Solid use with Cedar Blend panels and
 Frontier Blend Solid use with Frontier Blend panels

Recommended accessory colors for Monogram Blends

The following colors are the best comparable trim options:

Natural Blend = Buckskin, Cedar Blend = Cedar Blend Solid,

Driftwood Blend = Granite Gray or Charcoal Gray,

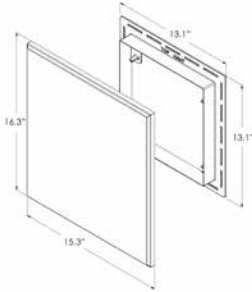
Rustic Blend = Sable Brown, Weathered Blend = Weathered Wood

Mounting Blocks

Siding & Accessories

Vinyl Siding Products

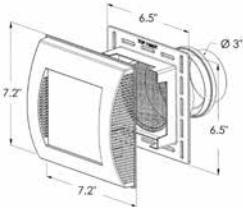
METER BASE



Product Code: 56505
 Finish: Woodgrain
 Overall Width: 15.3"
 Overall Height: 16.4"
 Overall Depth: 1.4"
 Pieces/Ctn.: 5
 Cartons/Pallet: 75
 lbs./Ctn.: ≤ 8.28

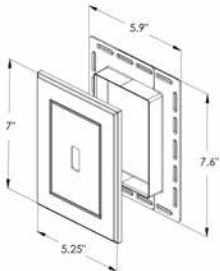
Product Code	56505 Meter Base (Woodgrain)	56506 Intake Exhaust (Woodgrain)	56507 Mini Block (Woodgrain)	56508 Jumbo Block (Woodgrain)	56509 Electric Box (Matte)
No Color					●
Colonial White (01)	●	●	●	●	

INTAKE EXHAUST



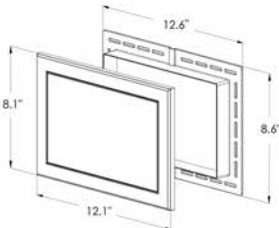
Product Code: 56506
 Finish: Woodgrain
 Overall Width: 7.2"
 Overall Height: 7.2"
 Overall Depth: 5.3"
 Pieces/Ctn.: 5
 Cartons/Pallet: 126
 lbs./Ctn.: ≤ 2.96

MINI BLOCK



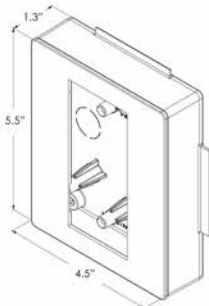
Product Code: 56507
 Finish: Woodgrain
 Overall Width: 5.9"
 Overall Height: 7.6"
 Overall Depth: 1.4"
 Pieces/Ctn.: 10
 Cartons/Pallet: 150
 lbs./Ctn.: ≤ 3.77

JUMBO BLOCK



Product Code: 56508
 Finish: Woodgrain
 Overall Width: 12.6"
 Overall Height: 8.6"
 Overall Depth: 1.4"
 Pieces/Ctn.: 5
 Cartons/Pallet: 144
 lbs./Ctn.: ≤ 3.87

ELECTRIC BOX*



Product Code: 56509
 Finish: Matte
 Overall Width: 4.5"
 Overall Height: 5.5"
 Overall Depth: 1.3"
 Pieces/Ctn.: 10
 Cartons/Pallet: 225
 lbs./Ctn.: ≤ 3.88

* Electric box used in conjunction with Universal Block part. ≤ Heaviest weight listed - varies by color.

Aluminum Soffit

Aluminum Products



ALUMINUM TRIPLE 4" SOLID SOFFIT, STANDARD

Product Code: AL1020

Finish: Smooth

Length: 12'

Thickness: 0.016"

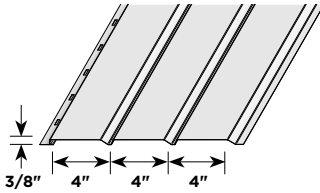
Exposure: 12"

Projection: 3/8"

Panels/Ctn.: 16

Lin. Ft./Ctn.: 192'

lbs./Ctn.: 50



ALUMINUM TRIPLE 4" CENTER VENTED SOFFIT, STANDARD

Product Code: AL1021

Finish: Smooth

Length: 12'

Thickness: 0.016"

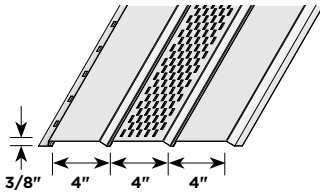
Exposure: 12"

Projection: 3/8"

Panels/Ctn.: 16

Lin. Ft./Ctn.: 192'

lbs./Ctn.: 50



Ventilation (NFA/Sq. Ft.: 1.470")



ALUMINUM TRIPLE 4" FULLY VENTED SOFFIT, STANDARD

Product Code: AL1022

Finish: Smooth

Length: 12'

Thickness: 0.016"

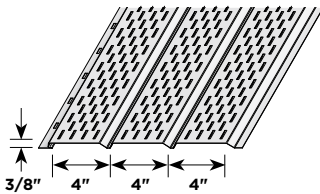
Exposure: 12"

Projection: 3/8"

Panels/Ctn.: 16

Lin. Ft./Ctn.: 192'

lbs./Ctn.: 50



Ventilation (NFA/Sq. Ft.: 4.409")



ALUMINUM TRIPLE 4" SOLID SOFFIT, PREMIUM

Product Code: AL1023

Finish: Smooth

Length: 12'

Thickness: 0.019"

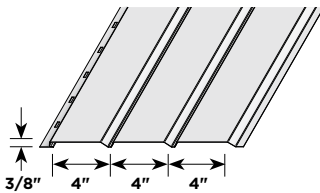
Exposure: 12"

Projection: 3/8"

Panels/Ctn.: 16

Lin. Ft./Ctn.: 192'

lbs./Ctn.: TBD



ALUMINUM TRIPLE 4" CENTER VENTED SOFFIT, PREMIUM

Product Code: AL1024

Finish: Smooth

Length: 12'

Thickness: 0.019"

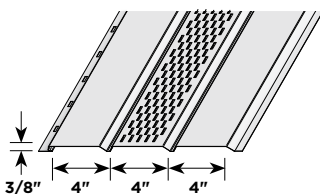
Exposure: 12"

Projection: 3/8"

Panels/Ctn.: 16

Lin. Ft./Ctn.: 192'

lbs./Ctn.: TBD



Ventilation (NFA/Sq. Ft.: 1.470")

Product availability varies by region.

Product Code	AL1020 Aluminum Triple 4" Solid Soffit Standard (Smooth)	AL1021 Aluminum Triple 4" Center Vented Soffit Standard (Smooth)	AL1022 Aluminum Triple 4" Fully Vented Soffit Standard (Smooth)	AL1023 Aluminum Triple 4" Solid Soffit Premium (Smooth)	AL1024 Aluminum Triple 4" Center Vented Soffit Premium (Smooth)	AL1025 Aluminum Triple 4" Fully Vented Soffit Premium (Smooth)
Black LG (054)	★	★	★	★	★	★
Colonial White (001)	★	★	★	★	★	★
Musket Brown (049)	★	★	★	★	★	★
Natural Clay (060)	★	★	★	★	★	★
Wolf White (191)	★	★	★	★	★	★

★NEW COLOR



ALUMINUM TRIPLE 4" FULLY VENTED SOFFIT, PREMIUM

Product Code: AL1025

Finish: Smooth

Length: 12'

Thickness: 0.019"

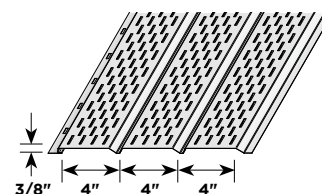
Exposure: 12"

Projection: 3/8"

Panels/Ctn.: 16

Lin. Ft./Ctn.: 192'

lbs./Ctn.: TBD



Ventilation (NFA/Sq. Ft.: 4.409")

For more information call 800-233-8990

www.certainteed.com

Aluminum Soffit

Aluminum Products



ALUMINUM QUAD 4" SOLID SOFFIT, STANDARD

Product Code: AL1030

Finish: Smooth

Length: 12'

Thickness: 0.016"

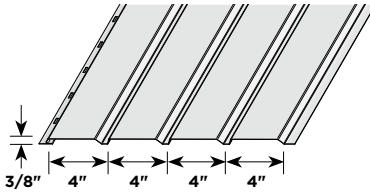
Exposure: 16"

Projection: 3/8"

Panels/Ctn.: 12

Lin. Ft./Ctn.: 144'

lbs./Ctn.: 40



ALUMINUM QUAD 4" CENTER VENTED SOFFIT, STANDARD

Product Code: AL1031

Finish: Smooth

Length: 12'

Thickness: 0.016"

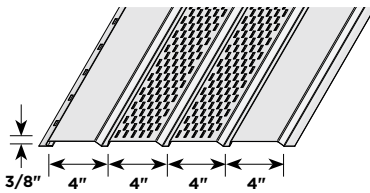
Exposure: 16"

Projection: 3/8"

Panels/Ctn.: 12

Lin. Ft./Ctn.: 144'

lbs./Ctn.: 40



Ventilation (NFA/Sq. Ft.: 5.759")



ALUMINUM QUAD 4" FULLY VENTED SOFFIT, STANDARD

Product Code: AL1032

Finish: Smooth

Length: 12'

Thickness: 0.016"

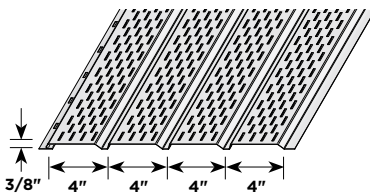
Exposure: 16"

Projection: 3/8"

Panels/Ctn.: 12

Lin. Ft./Ctn.: 144'

lbs./Ctn.: 40



Ventilation (NFA/Sq. Ft.: 11.519")



ALUMINUM QUAD 4" SOLID SOFFIT, PREMIUM

Product Code: AL1033

Finish: Smooth

Length: 12'

Thickness: 0.019"

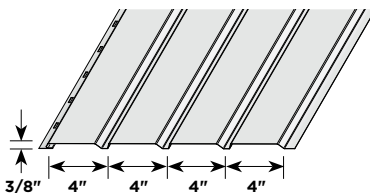
Exposure: 16"

Projection: 3/8"

Panels/Ctn.: 12

Lin. Ft./Ctn.: 144'

lbs./Ctn.: TBD



ALUMINUM QUAD 4" CENTER VENTED SOFFIT, PREMIUM

Product Code: AL1034

Finish: Smooth

Length: 12'

Thickness: 0.019"

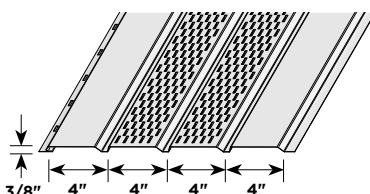
Exposure: 16"

Projection: 3/8"

Panels/Ctn.: 12

Lin. Ft./Ctn.: 144'

lbs./Ctn.: TBD



Ventilation (NFA/Sq. Ft.: 5.759")

Product Code	AL1030	AL1031	AL1032	AL1033	AL1034	AL1035
	Aluminum Quad 4" Solid Soffit Standard (Smooth)	Aluminum Quad 4" Center Vented Soffit Standard (Smooth)	Aluminum Quad 4" Fully Vented Soffit Standard (Smooth)	Aluminum Quad 4" Solid Soffit Premium (Smooth)	Aluminum Quad 4" Center Vented Soffit Premium (Smooth)	Aluminum Quad 4" Fully Vented Soffit Premium (Smooth)
Black LG (054)	★	★	★	★	★	★
Colonial White (001)	★	★	★	★	★	★
Musket Brown (049)	★	★	★	★	★	★
Natural Clay (060)	★	★	★	★	★	★
Wolf White (191)	★	★	★	★	★	★

★NEW COLOR



ALUMINUM QUAD 4" FULLY VENTED SOFFIT, PREMIUM

Product Code: AL1035

Finish: Smooth

Length: 12'

Thickness: 0.019"

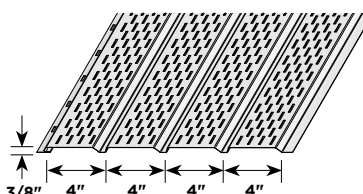
Exposure: 16"

Projection: 3/8"

Panels/Ctn.: 12

Lin. Ft./Ctn.: 144'

lbs./Ctn.: TBD

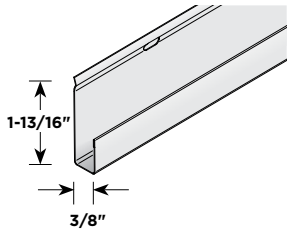


Ventilation (NFA/Sq. Ft.: 11.519")

Aluminum Accessories

Aluminum Products

NEW ALUMINUM 3/8" J-CHANNEL

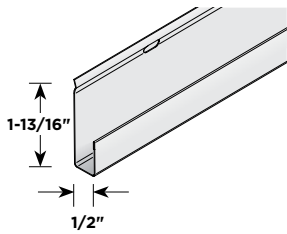


Product Code: AL1040
 Finish: Smooth
 Length: 12'
 Channel/
 Pocket Height: 3/8"
 Back Height: 1/2"
 Pieces/Ctn.: 50
 Lin. Ft./Ctn.: 600'
 lbs./Ctn.: 35

Product Code	AL1040 Aluminum 3/8" J-Channel (Smooth)	AL1042 Aluminum 1/2" J-Channel (Smooth)	AL1043 Aluminum 3/8" F-Channel (Smooth)	AL1044 Aluminum 9/16" F-Channel (Smooth)	
Black LG (054)	★	★	★	★	
Colonial White (001)	★	★	★	★	
Musket Brown (049)	★	★	★	★	
Natural Clay (060)	★	★	★	★	
Wolf White (191)	★	★	★	★	

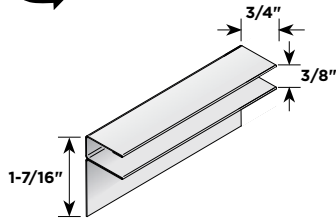
★NEW COLOR

NEW ALUMINUM 1/2" J-CHANNEL



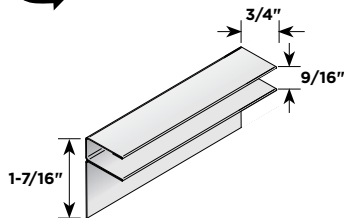
Product Code: AL1042
 Finish: Smooth
 Length: 12'
 Channel/
 Pocket Height: 1/2"
 Back Height: 5/8"
 Pieces/Ctn.: 50
 Lin. Ft./Ctn.: 600'
 lbs./Ctn.: 34

NEW ALUMINUM 3/8" F-CHANNEL



Product Code: AL1043
 Finish: Smooth
 Length: 12'
 Channel: 3/8"
 Pieces/Ctn.: 50
 Lin. Ft./Ctn.: 600'
 lbs./Ctn.: 30

NEW ALUMINUM 9/16" F-CHANNEL

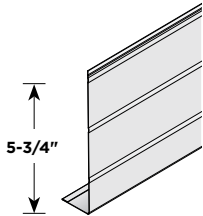


Product Code: AL1044
 Finish: Smooth
 Length: 12'
 Channel: 9/16"
 Pieces/Ctn.: 40
 Lin. Ft./Ctn.: 480'
 lbs./Ctn.: 30

Aluminum Accessories

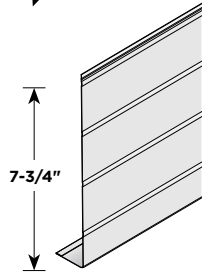
Aluminum Products

NEW ALUMINUM 6" RIBBED FASCIA



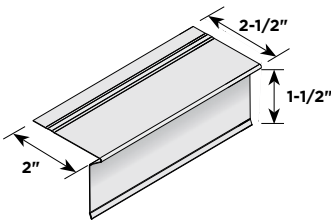
Product Code: AL1050
 Finish: Smooth
 Length: 12'
 Height: 5-3/4"
 Pieces/Ctn.: 24
 Lin. Ft./Ctn.: 288'
 lbs./Ctn.: 48

NEW ALUMINUM 8" RIBBED FASCIA



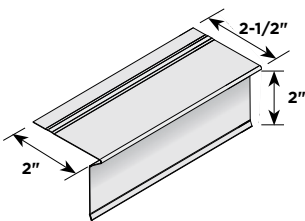
Product Code: AL1052
 Finish: Smooth
 Length: 12'
 Height: 7-3/4"
 Pieces/Ctn.: 24
 Lin. Ft./Ctn.: 288'
 lbs./Ctn.: 57

NEW ALUMINUM DRIP EDGE T 1-1/2"



Product Code: AL1060
 Finish: Smooth
 Length: 10'
 Height: 1-1/2"
 Pieces/Ctn.: 25
 Lin. Ft./Ctn.: 250'
 lbs./Ctn.: 20

NEW ALUMINUM DRIP EDGE T 2"



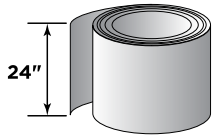
Product Code: AL1061
 Finish: Smooth
 Length: 10'
 Height: 2"
 Pieces/Ctn.: 25
 Lin. Ft./Ctn.: 250'
 lbs./Ctn.: 23

Product Code	AL1050 Aluminum 6" Ribbed Fascia (Smooth)	AL1052 Aluminum 8" Ribbed Fascia (Smooth)	AL1060 Aluminum Drip Edge T 1-1/2" (Smooth)	AL1061 Aluminum Drip Edge T 2" (Smooth)	
	★	★	★	★	
COLOR	Black LG (054)	★	★	★	
	Colonial White (001)	★	★	★	
	Musket Brown (049)	★	★	★	
	Natural Clay (060)	★	★	★	
	Wolf White (191)	★	★	★	

★NEW COLOR

Aluminum Accessories

TRIM COIL PVC COATED

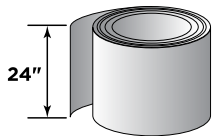


PVC coated one side only

Do not use trim coil over treated lumber.

Product Code: 56901
 Finish: Striated
 Length: 50'
 Thickness: 0.019"
 Width: 24"
 Rolls/Ctn.: 1
 Lin. Ft. Ctn.: 50'
 Cartons/Pallet: 32
 lbs./Ctn.: 25

NEW TRIM COIL POLY SMOOTH PAINTED



Colonial White has mill finish back. All other colors have Wolf White on back.

Product availability varies by region.

Do not use trim coil over treated lumber.

Product Code: AL1000
 Finish: Smooth
 Length: 50'
 Thickness: 0.019"
 Width: 24"
 Rolls/Ctn.: 1
 Lin. Ft. Ctn.: 50'
 lbs./Ctn.: 28

Aluminum Products

	Product Code	56901 Trim Coil PVC Coated (Striated)	AL1000 Trim Coil Poly Coated (Smooth)	
	Autumn Red (23)	●		
	Autumn Yellow (10)	●		
	Black LG (054)		(054) ★	
	Brownstone (40)	●		
	Buckskin (41)	●		
	Castle Stone (37)	●		
	Cedar Blend Solid* (048)	+		
	Charcoal Gray (46)	●	(046) ☆	
	Colonial White (01)	●	(001) ★	
	Cypress (42)	●		
	Desert Tan (07)	●	(007) ☆	
	Espresso (43)	●		
	Flagstone (97)	●		
	Forest (47)	●		
	Granite Gray (34)	●		
	Hearthstone (19)	●		
	Heritage Cream (11)	●		
	Herringbone (04)	●	(004) ☆	
	Light Maple (55)	●		
	Melrose (39)	●		
	Midnight Blue (45)	●		
	Mountain Cedar (17)	●		
	Musket Brown (049)		(049) ★	
	Natural Clay (60)	●	(060) ★	
	Olive Grove (84)	●		
	Oxford Blue (32)	●		
	Pacific Blue (27)	●		
	Sable Brown (29)	●		
	Sandstone Beige (15)	●	(015) ☆	
	Savannah Wicker (59)	●	(059) ☆	
	Seagrass (30)	●		
	Slate (44)	●		
	Smoky Gray (83)	●		
	Snow (31)	●	(031) ☆	
	Spruce (16)	●		
	Sterling Gray (33)	●	(033) ☆	
	Tuxedo (056)		(056) ☆	
	Weathered Wood (90)	●		
	Wedgewood Blue (89)	●		
	Wolf White (191)		(191) ★	
PREM	Black (54)	●		
	Musket Brown (49)	●		

+ SOLID COLOR
 ★ NEW COLOR
 ☆ COMING SOON

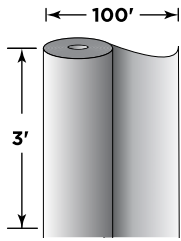
* Solid color accessory:
 Cedar Blend Solid use with Cedar Blend panels

CertaWrap™ Premium

Weather Resistant Barrier

House Wrap

PREMIUM 3' x 100' ROLL

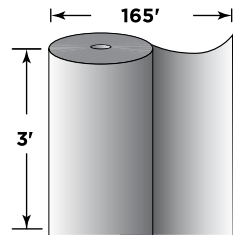


Product Code: 69230
 Finish: No Finish
 Length: 100'
 Width: 3'
 Thickness: 12.9 mils
 Rolls/Pallet: 144
 Sq. Ft./Roll: 300
 lbs./Roll: ≤ 7
 lbs./Pallet: ≤ 1,008

(sold per pallet - 144 rolls per pallet)

Product Code	69230	69236	69231	69237	69232	69233	69241
	Premium 3' x 100' Roll	Premium 3' x 165' Roll	Premium 4.5' x 200' Roll	Premium 5' x 200' Roll	Premium 9' x 100' Roll	Premium 9' x 150' Roll	Standard 9' x 100' Roll
White (62)	●	●	●	●	●	●	
No Color (00)							●

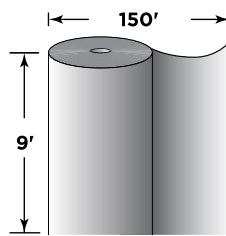
PREMIUM 3' x 165' ROLL



Product Code: 69236
 Finish: No Finish
 Length: 165'
 Width: 3'
 Thickness: 12.9 mils
 Rolls/Pallet: 96
 Sq. Ft./Roll: 495
 lbs./Roll: ≤ 12
 lbs./Pallet: ≤ 1,152

(sold per pallet - 96 rolls per pallet)

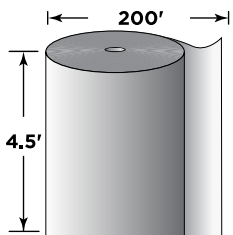
PREMIUM 9' x 150' ROLL



Product Code: 69233
 Finish: No Finish
 Length: 150'
 Width: 9'
 Thickness: 12.9 mils
 Rolls/Pallet: 36
 Sq. Ft./Roll: 1,350
 lbs./Roll: ≤ 31
 lbs./Pallet: ≤ 1,116

(sold per pallet - 36 rolls per pallet)

PREMIUM 4.5' x 200' ROLL

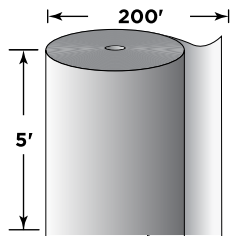


Product Code: 69231
 Finish: No Finish
 Length: 200'
 Width: 4.5'
 Thickness: 12.9 mils
 Rolls/Pallet: 32
 Sq. Ft./Roll: 900
 lbs./Roll: ≤ 20
 lbs./Pallet: ≤ 640

(sold per pallet - 32 rolls per pallet)

CertaWrap™ Standard Housewrap

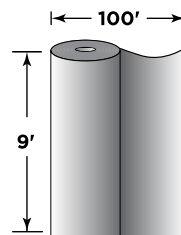
PREMIUM 5' x 200' ROLL



Product Code: 69237
 Finish: No Finish
 Length: 200'
 Width: 5'
 Thickness: 12.9 mils
 Rolls/Pallet: 32
 Sq. Ft./Roll: 1,000
 lbs./Roll: ≤ 22
 lbs./Pallet: ≤ 704

(sold per pallet - 32 rolls per pallet)

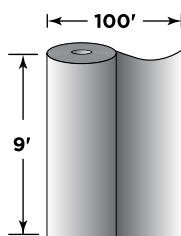
STANDARD 9' x 100' ROLL



Product Code: 69241
 Finish: No Finish
 Length: 100'
 Width: 9'
 Thickness: 5.0 mils
 Rolls/Pallet: 78
 Sq. Ft./Roll: 900
 lbs./Roll: ≤ 15
 lbs./Pallet: ≤ 840

(sold per pallet - 78 rolls per pallet)

PREMIUM 9' x 100' ROLL



**ASK ABOUT
CO-BRANDING!**

Product Code: 69232
 Finish: No Finish
 Length: 100'
 Width: 9'
 Thickness: 12.9 mils
 Rolls/Pallet: 40
 Sq. Ft./Roll: 900
 lbs./Roll: ≤ 21
 lbs./Pallet: ≤ 840

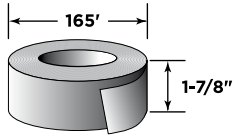
(sold per pallet - 40 rolls per pallet)

**9' x 100' is also available in a co-brand option.
(3 pallet order minimum - 120 roll minimum)**

CertaWrap™ Tape

House Wrap

CERTATAPE™
CONSTRUCTION TAPE
1-7/8" x 165' ROLL



Product Code: 69921
 Finish: No Finish
 Length: 165'
 Width: 1-7/8'
 Rolls/Case: 24
 lbs./Roll: 1 (approx.)
 Cases/Pallet: 48
 lbs./Ctn.: ≤ 18

Product Code	69921 1-7/8" x 165' Roll	
Sandstone Beige (15)	●	

For use to seal overlaps, seams, and penetrations

Tools

Tools

SHINGLE REPAIR KIT

Product Code: 57994
 Finish: No Finish
 Kits/Ctn.: 24
 Cartons/Pallet: 60
 lbs./Ctn.: ≤ 3



NOTE:
 6 repair clips per kit
 24 kits per carton (144 clips per ctn.)
 Each kit contains enough pieces (6)
 to replace a single panel

Use one kit to repair one Double 7" Legacy Perfection Panel, Double 7" Staggered Perfection Panel, or all Rough-Split Panel Profiles

MONOGRAM[®] ZIPPER TOOL

Product Code: 57999
 Finish: No Finish
 Pieces/Ctn.: 1
 Cartons/Pallet: 50
 lbs./Ctn.: ≤ 1



Panel removal tool for Monogram siding only

Product Code	57994	57999	
	Shingle Repair Kit	Monogram Zipper Tool	
No Color (00)	●	●	

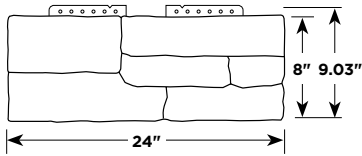


**NEW SHINGLE REPAIR KIT FOR
 DOUBLE 7" (30144) & SINGLE 7" (30137)
 PERFECTION PANELS, AND
 TRIPLE 5" (30144) SAWMILL PANELS**

STONEfaçade® & Accessories

Architectural Stone Cladding System

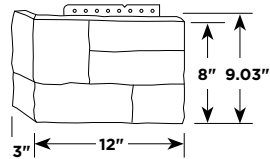
STONEFAÇADE PANELS



Product Code: 11000
 Width: 24"
 Height: 8"
 Panel Thickness: 1.15"-2.25"
 Pkg. Wt.: 98 lbs.
 Sq. Ft./Ctn.: 7.99
 Pcs./Ctn.: 6
 Lin. Ft./Ctn.: 12
 Cartons/Pallet: 12

Note: Panels come in 3 different widths – 10", 14" and 24" (shown). All widths are randomly mixed within the cartons for installation ease. Number of pieces per carton will vary from 6 or 7 depending on whether or not you have a pre-mixed carton.

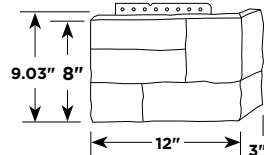
STONEFAÇADE LEFT CORNERS



Product Code: 11201
 Width: 9", 10-1/2", 12"
 Height: 8"
 Panel Thickness: 1.15"-2.25"
 Pkg. Wt.: 56 lbs.
 Sq. Ft./Ctn.: 4.5
 Pcs./Ctn.: 6
 Lin. Ft./Ctn.: 4
 Cartons/Pallet: 15

Note: Corners are available in 3 sizes – 9", 10-1/2" and 12" (shown). A carton of corners contains 2 of each size for installation ease. Please refer to the STONEfaçade installation instructions for directions on corner usage.

STONEFAÇADE RIGHT CORNERS



Product Code: 11202
 Width: 9", 10-1/2", 12"
 Height: 8"
 Panel Thickness: 1.15"-2.25"
 Pkg. Wt.: 56 lbs.
 Sq. Ft./Ctn.: 4.5
 Pcs./Ctn.: 6
 Lin. Ft./Ctn.: 4
 Cartons/Pallet: 15

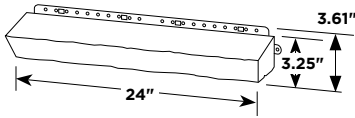
Note: Corners are available in 3 sizes – 9", 10-1/2" and 12" (shown). A carton of corners contains 2 of each size for installation ease. Please refer to the STONEfaçade installation instructions for directions on corner usage.

Product Code	11000 Ledgestone Panels	11201 Ledgestone Left corners	11202 Ledgestone Right Corners	
No Color (00)				
Harbor Sunset (501)	●	●	●	
Pocono Autumn (502)	●	●	●	
Adirondack Snowfall (503)	●	●	●	

STONEfaçade® & Accessories

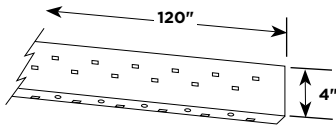
Architectural Stone Cladding System

SILLS



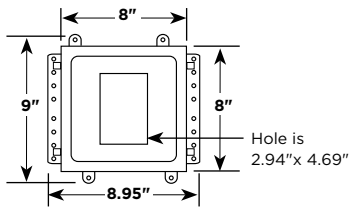
Product Code: 11001
 Width: 24"
 Height: 3.25"
 Pkg. Wt.: 71 lbs.
 Pcs./Ctn.: 5
 Lin. Ft./Ctn.: 10
 Cartons/Pallet: 15

STARTER STRIP



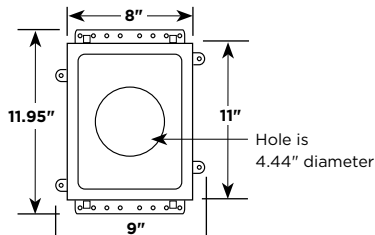
Product Code: 11301000
 Width: 120"
 Height: 4"
 Pkg. Wt.: 100 lbs.
 Pcs./Ctn.: 25
 Lin. Ft./Ctn.: 250
 Cartons/Pallet: 35

SINGLE COURSE ELECTRICAL BOX



Product Code: 11304
 Width: 8"
 Height: 8"
 Panel Thickness: 1.15"-2.25"
 Pkg. Wt.: 55 lbs.
 Pcs./Ctn.: 12
 Cartons/Pallet: 15

SINGLE COURSE LIGHT BOX



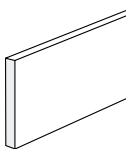
Product Code: 11404
 Width: 8"
 Height: 11"
 Panel Thickness: 1.15"-2.25"
 Pkg. Wt.: 51 lbs.
 Pcs./Ctn.: 8
 Cartons/Pallet: 15

	Product Code	11001 Sills	11301000 Starter Strip	11304 Single Course Electrical Box	11404 Single Course Light Box
COLOR	No Color (00)		●		
	Brown (505)	*		*	*
	Dark Gray (506)	*		*	*

*Sill, Single Course Electrical and Single Course Light Boxes color match for LedgeStone Panels:

Harbor Sunset = Brown
 Pocono Autumn = Brown
 Adirondack Snowfall = Dark Gray

Trimboards

Smooth/Smooth, Natural White			FULL UNIT			HALF UNIT		
Nominal	Actual	Order Number*	PCS/UNIT	LF/UNIT	Weight** lbs/UNIT	PCS/UNIT	LF/UNIT	Weight** lbs/UNIT
 5/8 in.	5/8 in. x 6 in. x 18 ft.	11040618005F	160	2,880	2,791	—	—	—
	5/8 in. x 10 in. x 18 ft.	11041018005F	100	1,800	2,925	—	—	—
	1 in. x 3 in. x 18 ft.	11050318005F	288	5,184	2,728	—	—	—
	1 in. x 4 in. x 18 ft.	11050418005	260	4,680	3,531	104	1,872	1,538
	1 in. x 5 in. x 18 ft.	11050518005F	200	3,600	3,494	—	—	—
	1 in. x 6 in. x 18 ft.	11050618005	160	2,880	3,425	64	1,152	1,656
	1 in. x 8 in. x 18 ft.	11050818005	108	1,944	3,101	48	864	1,655
	1 in. x 10 in. x 18 ft.	11051018005	90	1,620	3,265	40	720	1,737
	1 in. x 12 in. x 18 ft.	11051218005	72	1,296	3,191	32	576	1,700
	1 in. x 16 in. x 18 ft.	11051618005	54	972	3,611	24	432	1,721
	3/4 in.							
	5/4 in. x 4 in. x 18 ft.	11060418005	208	3,744	3,863	104	1,872	2,036
	5/4 in. x 5 in. x 18 ft.	11060518005F	160	2,880	3,029	—	—	—
	5/4 in. x 6 in. x 18 ft.	11060618005	128	2,304	3,659	64	1,152	1,934
	5/4 in. x 8 in. x 18 ft.	11060818005	96	1,728	3,622	48	864	1,916
	5/4 in. x 10 in. x 18 ft.	11061018005	80	1,440	3,829	40	720	2,019
	5/4 in. x 12 in. x 18 ft.	11061218005	64	1,152	3,734	32	576	1,972
	5/4 in. x 16 in. x 18 ft.	11061618005H	—	—	—	24	432	2,041
	1 in.							

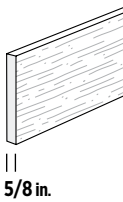
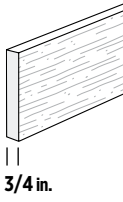
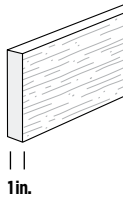
Bending: The ability to bend trimboards and profiles varies greatly based on board thickness and width, profile shape, bend radius, and heat source type. CertainTeed recommends reviewing our installation instructions or using a professional PVC bending resource.

Special Order Program: CertainTeed has the ability to manufacture products in different lengths and widths that are not shown in this Specification Guide. We would be glad to discuss opportunities. Please contact your CertainTeed Territory Manager for product guidelines, minimum quantities and pricing.

*To order full units, add F to the end of the order number. To order a half unit, add H to the end of the order number, where applicable.

**Weights include pallet.

Trimboards

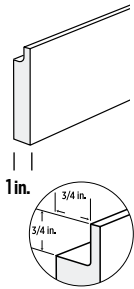
TrueTexture® Woodgrain/Smooth, Natural White			FULL UNIT			HALF UNIT		
Nominal	Actual	Order Number*	PCS/UNIT	LF/UNIT	Weight** lbs/UNIT	PCS/UNIT	LF/UNIT	Weight** lbs/UNIT
 5/8 in. x 6 in. x 18 ft.	5/8 in. x 5-1/2 in. x 18 ft.	12040618005F	160	2,880	2,791	—	—	—
5/8 in. x 8 in. x 18 ft.	5/8 in. x 7-1/4 in. x 18 ft.	12040818005F	120	2,160	2,765	—	—	—
5/8 in. x 10 in. x 18 ft.	5/8 in. x 9-1/4 in. x 18 ft.	12041018005F	100	1,800	2,925	—	—	—
5/8 in. x 12 in. x 18 ft.	5/8 in. x 11-1/4 in. x 18 ft.	12041218005F	80	1,440	2,851	—	—	—
1 in. x 4 in. x 12 ft.	3/4 in. x 3-1/2 in. x 12 ft.	12050412005F	260	3,120	2,341	—	—	—
1 in. x 6 in. x 12 ft.	3/4 in. x 5-1/2 in. x 12 ft.	12050612005F	160	1,920	2,268	—	—	—
1 in. x 8 in. x 12 ft.	3/4 in. x 7-1/4 in. x 12 ft.	12050812005F	108	1,296	2,132	—	—	—
1 in. x 10 in. x 12 ft.	3/4 in. x 9-1/4 in. x 12 ft.	12051012005F	90	1,080	2,169	—	—	—
1 in. x 12 in. x 12 ft.	3/4 in. x 11-1/4 in. x 12 ft.	12051212005F	72	864	2,119	—	—	—
 3/4 in. x 4 in. x 18 ft.	3/4 in. x 3-1/2 in. x 18 ft.	12050418005	260	4,680	3,531	104	1,872	1,538
1 in. x 5 in. x 18 ft.	3/4 in. x 4-1/2 in. x 18 ft.	12050518005F	200	3,600	3,535	—	—	—
1 in. x 6 in. x 18 ft.	3/4 in. x 5-1/2 in. x 18 ft.	12050618005	160	2,880	3,425	64	1,152	1,514
1 in. x 8 in. x 18 ft.	3/4 in. x 7-1/4 in. x 18 ft.	12050818005	108	1,944	3,101	48	864	1,655
1 in. x 10 in. x 18 ft.	3/4 in. x 9-1/4 in. x 18 ft.	12051018005	90	1,620	3,265	40	720	1,737
1 in. x 12 in. x 18 ft.	3/4 in. x 11-1/4 in. x 18 ft.	12051218005	72	1,296	3,191	32	576	1,700
1 in. x 16 in. x 18 ft.	3/4 in. x 15-1/4 in. x 18 ft.	12051618005	54	972	3,611	24	432	1,721
5/4 in. x 4 in. x 12 ft.	1 in. x 3-1/2 in. x 12 ft.	12060412005F	208	2,496	2,574	—	—	—
5/4 in. x 6 in. x 12 ft.	1 in. x 5-1/2 in. x 12 ft.	12060612005F	128	1,536	2,439	—	—	—
5/4 in. x 8 in. x 12 ft.	1 in. x 7-1/4 in. x 12 ft.	12060812005F	96	1,152	2,415	—	—	—
5/4 in. x 10 in. x 12 ft.	1 in. x 9-1/4 in. x 12 ft.	12061012005F	80	960	2,553	—	—	—
5/4 in. x 12 in. x 12 ft.	1 in. x 11-1/4 in. x 12 ft.	12061212005F	64	768	2,489	—	—	—
 1 in. x 4 in. x 18 ft.	1 in. x 3-1/2 in. x 18 ft.	12060418005	208	3,744	3,861	104	1,872	2,036
5/4 in. x 5 in. x 18 ft.	1 in. x 4-1/2 in. x 18 ft.	12060518005F	160	2,880	3,029	—	—	—
5/4 in. x 6 in. x 18 ft.	1 in. x 5-1/2 in. x 18 ft.	12060618005	128	2,304	3,659	64	1,152	1,935
5/4 in. x 8 in. x 18 ft.	1 in. x 7-1/4 in. x 18 ft.	12060818005	96	1,728	3,622	48	864	1,916
5/4 in. x 10 in. x 18 ft.	1 in. x 9-1/4 in. x 18 ft.	12061018005	80	1,440	3,829	40	720	2,019
5/4 in. x 12 in. x 18 ft.	1 in. x 11-1/4 in. x 18 ft.	12061218005	64	1,152	3,734	32	576	1,972
5/4 in. x 16 in. x 18 ft.	1 in. x 15-1/4 in. x 18 ft.	12061618005H	—	—	—	24	432	2,041

*To order full units, add F to the end of the order number. To order a half unit, add H to the end of the order number, where applicable.

**Weights include pallet.

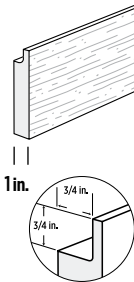
Trimboards

J-Pocket Smooth, Natural White				FULL UNIT			HALF UNIT		
Nominal	Actual	Order Number*	PCS/UNIT	LF/UNIT	Weight** lbs/UNIT	PCS/UNIT	LF/UNIT	Weight** lbs/UNIT	
5/4 in. x 4 in. x 12 ft. J-Pocket	1 in. x 3-1/2 in. x 12 ft.	11160412005F	156	1,872	1,591	—	—	—	
5/4 in. x 6 in. x 12 ft. J-Pocket	1 in. x 5-1/2 in. x 12 ft.	11160612005F	96	1,152	1,344	—	—	—	
5/4 in. x 4 in. x 18 ft. J-Pocket	1 in. x 3-1/2 in. x 18 ft.	11160418005	156	2,808	2,400	104	1,872	1,663	
5/4 in. x 6 in. x 18 ft. J-Pocket	1 in. x 5-1/2 in. x 18 ft.	11160618005	96	1,728	2,028	64	1,152	1,411	



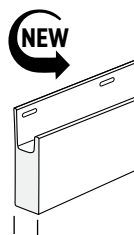
Built-in
J-Pocket
for siding

J-Pocket TrueTexture® Woodgrain, Natural White				FULL UNIT			HALF UNIT		
Nominal	Actual	Order Number*	PCS/UNIT	LF/UNIT	Weight** lbs/UNIT	PCS/UNIT	LF/UNIT	Weight** lbs/UNIT	
5/4 in. x 4 in. x 12 ft. J-Pocket	1 in. x 3-1/2 in. x 12 ft.	12160412005F	156	1,872	1,591	—	—	—	
5/4 in. x 6 in. x 12 ft. J-Pocket	1 in. x 5-1/2 in. x 12 ft.	12160612005F	96	1,152	1,344	—	—	—	
5/4 in. x 4 in. x 18 ft. J-Pocket	1 in. x 3-1/2 in. x 18 ft.	12160418005	156	2,808	2,400	104	1,872	1,663	
5/4 in. x 6 in. x 18 ft. J-Pocket	1 in. x 5-1/2 in. x 18 ft.	12160618005	96	1,728	2,028	64	1,152	1,411	



Built-in
J-Pocket
for siding

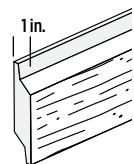
InvisiPro+™ Casing Smooth, Natural White				FULL UNIT		
Nominal	Actual	Order Number*	PCS/UNIT	LF/UNIT	Weight** lbs/UNIT	
5/4 in. x 4 in. x 16 ft.	1.125 in. x 3.5 in. x 16 ft.	12260416005F	162	2,592	2,365	



1.125 in.

Fiber Cement Skirtboards

TrueTexture® Woodgrain/Smooth, Natural White				FULL UNIT		
Nominal	Actual	Order Number*	PCS/UNIT	LF/UNIT	Weight** lbs/UNIT	
5/4 in. x 6 in. x 12 ft.	1 in. x 5-1/2 in. x 12 ft.	12360612005F	64	768	879	
5/4 in. x 8 in. x 12 ft.	1 in. x 7-1/4 in. x 12 ft.	12360812005F	48	576	1,018	



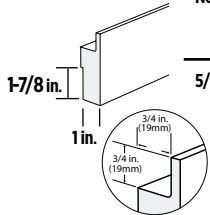
*To order full units, add F to the end of the order number. To order a half unit, add H to the end of the order number, where applicable.

**Weights include pallet.

For more information call 800-233-8990
www.certainteed.com

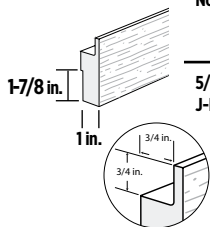
Trimboards with Cut-Outs

J-Pocket Smooth, Natural White				FULL UNIT			HALF UNIT		
Nominal	Actual	Order Number*	PCS/UNIT	LF/UNIT	Weight** lbs/UNIT	PCS/UNIT	LF/UNIT	Weight** lbs/UNIT	
5/4 in. x 4 in. x 18 ft.	1in. x 3-1/2 in. x 18 ft.	1165018005	156	2,808	2,556	104	1,872	1,900	



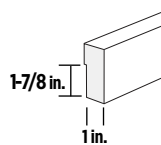
Built-in J-Pocket for siding and cut-out for Window Flange

J-Pocket TrueTexture® Woodgrain, Natural White				FULL UNIT			HALF UNIT		
Nominal	Actual	Order Number*	PCS/UNIT	LF/UNIT	Weight** lbs/UNIT	PCS/UNIT	LF/UNIT	Weight** lbs/UNIT	
5/4 in. x 4 in. x 18 ft. J-Pocket	1in. x 3-1/2 in. x 18 ft.	12165018005	156	2,808	2,551	104	1,872	1,900	

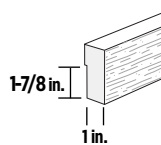


Built-in J-Pocket for siding and cut-out for Window Flange

Smooth, Natural White				FULL UNIT			HALF UNIT		
Nominal	Actual	Order Number*	PCS/UNIT	LF/UNIT	Weight** lbs/UNIT	PCS/UNIT	LF/UNIT	Weight** lbs/UNIT	
5/4 in. x 4 in. x 18 ft.	1in. x 3-1/2 in. x 18 ft.	11065018005	156	2,808	4,611	104	1,872	2,409	

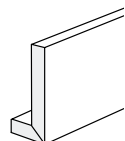


TrueTexture® Woodgrain, Natural White				FULL UNIT			HALF UNIT		
Nominal	Actual	Order Number*	PCS/UNIT	LF/UNIT	Weight** lbs/UNIT	PCS/UNIT	LF/UNIT	Weight** lbs/UNIT	
5/4 in. x 4 in. x 18 ft.	1in. x 3-1/2 in. x 18 ft.	12065018005	156	2,808	4,611	104	1,872	2,409	

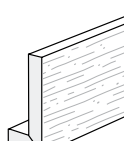


Fascia

Smooth, Natural White				FULL UNIT		
Nominal	Actual	Order Number	PCS/UNIT	LF/UNIT	Weight** lbs/UNIT	
3/4 in. x 8 in. x 18 ft.	3/4 in. x 7-1/4 in. x 18 ft.	11430818005F	36	648	1,205	
3/4 in. x 10 in. x 18 ft.	3/4 in. x 9-1/4 in. x 18 ft.	11431018005F	32	576	1,260	



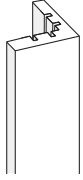
TrueTexture® Woodgrain, Natural White				FULL UNIT		
Nominal	Actual	Order Number	PCS/UNIT	LF/UNIT	Weight** lbs/UNIT	
3/4 in. x 8 in. x 18 ft.	3/4 in. x 7-1/4 in. x 18 ft.	13430818005F	36	648	1,205	
3/4 in. x 10 in. x 18 ft.	3/4 in. x 9-1/4 in. x 18 ft.	13431018005F	32	576	1,260	

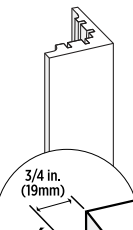


*To order full units, add F to the end of the order number. To order a half unit, add H to the end of the order number, where applicable.

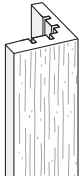
**Weights include pallet.

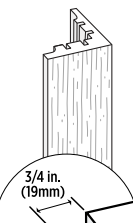
One-piece Corners

Smooth, Natural White				FULL UNIT			HALF UNIT		
Nominal	Actual	Order Number*	PCS/UNIT	LF/UNIT	Weight** lbs/UNIT	PCS/UNIT	LF/UNIT	Weight** lbs/UNIT	
	5/4 in. x 4 in. x 4 in. x 10 ft.	1in. x 3-1/2 in. x 3-1/2 in. x 10 ft.	31060410005	72	720	1,288	36	360	693
	5/4 in. x 4 in. x 4 in. x 20 ft.	1in. x 3-1/2 in. x 3-1/2 in. x 20 ft.	31060420005	72	1,440	2,499	36	720	1,422
	5/4 in. x 6 in. x 6 in. x 10 ft.	1in. x 5-1/2 in. x 5-1/2 in. x 10 ft.	31060610005	48	480	1,370	24	240	734
	5/4 in. x 6 in. x 6 in. x 20 ft.	1in. x 5-1/2 in. x 5-1/2 in. x 20 ft.	31060620005	48	960	2,772	24	480	1,502

J-Pocket Smooth, Natural White				FULL UNIT			HALF UNIT		
Nominal	Actual	Order Number*	PCS/UNIT	LF/UNIT	Weight** lbs/UNIT	PCS/UNIT	LF/UNIT	Weight** lbs/UNIT	
	5/4 in. x 4 in. x 4 in. x 10 ft. J-Pocket	1in. x 3-1/2 in. x 3-1/2 in. x 10 ft.	31160410005	72	720	1,059	36	360	579
	5/4 in. x 4 in. x 4 in. x 20 ft. J-Pocket	1in. x 3-1/2 in. x 3-1/2 in. x 20 ft.	31160420005	72	1,440	2,095	36	720	1,163
	5/4 in. x 6 in. x 6 in. x 10 ft. J-Pocket	1in. x 5-1/2 in. x 5-1/2 in. x 10 ft.	31160610005	48	480	1,129	24	240	615
	5/4 in. x 6 in. x 6 in. x 20 ft. J-Pocket	1in. x 5-1/2 in. x 5-1/2 in. x 20 ft.	31160620005	48	960	2,157	24	480	1,128

Built-in J-Pocket for siding

TrueTexture™ Woodgrain, Natural White				FULL UNIT			HALF UNIT		
Nominal	Actual	Order Number*	PCS/UNIT	LF/UNIT	Weight** lbs/UNIT	PCS/UNIT	LF/UNIT	Weight** lbs/UNIT	
	5/4 in. x 4 in. x 4 in. x 10 ft.	1in. x 3-1/2 in. x 3-1/2 in. x 10 ft.	33060410005	72	720	1,288	36	360	693
	5/4 in. x 4 in. x 4 in. x 20 ft.	1in. x 3-1/2 in. x 3-1/2 in. x 20 ft.	33060420005	72	1,440	2,499	36	720	1,365
	5/4 in. x 6 in. x 6 in. x 10 ft.	1in. x 5-1/2 in. x 5-1/2 in. x 10 ft.	33060610005	48	480	1,370	24	240	734
	5/4 in. x 6 in. x 6 in. x 20 ft.	1in. x 5-1/2 in. x 5-1/2 in. x 20 ft.	33060620005	48	960	2,772	24	480	1,502

J-Pocket TrueTexture™ Woodgrain, Natural White				FULL UNIT			HALF UNIT		
Nominal	Actual	Order Number*	PCS/UNIT	LF/UNIT	Weight** lbs/UNIT	PCS/UNIT	LF/UNIT	Weight** lbs/UNIT	
	5/4 in. x 4 in. x 4 in. x 10 ft. J-Pocket	1in. x 3-1/2 in. x 3-1/2 in. x 10 ft.	33160410005	72	720	1,059	36	360	579
	5/4 in. x 4 in. x 4 in. x 20 ft. J-Pocket	1in. x 3-1/2 in. x 3-1/2 in. x 20 ft.	33160420005	72	1,440	2,095	36	720	1,163
	5/4 in. x 6 in. x 6 in. x 10 ft. J-Pocket	1in. x 5-1/2 in. x 5-1/2 in. x 10 ft.	33160610005	48	480	1,129	24	240	615
	5/4 in. x 6 in. x 6 in. x 20 ft. J-Pocket	1in. x 5-1/2 in. x 5-1/2 in. x 20 ft.	33160620005	48	960	2,290	24	480	1,261

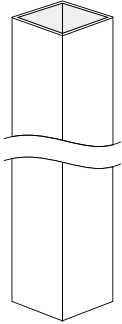
Built-in J-Pocket for siding

*To order full units, add F to the end of the order number. To order a half unit, add H to the end of the order number, where applicable.

**Weights include pallet. †Weights include carton.

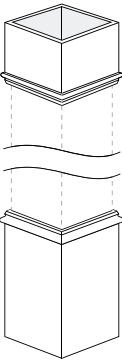
Column Wraps

Column Wrap Smooth, Natural White				FULL UNIT		
Nominal	Actual	Order Number	PCS/UNIT	LF/UNIT	Weight** lbs/UNIT	
8 in. x 8 in. x 9 ft.	8 in. x 8 in. x 9 ft.	71380809005F	12	108	515	
10 in. x 10 in. x 9 ft.	10 in. x 10 in. x 9 ft.	71301009005F	12	108	685	



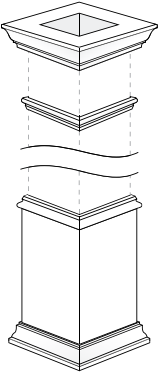
Must order Column Wrap and Trim Kit for complete Column.

Classic Cap/Base Trim Kit* Smooth, Natural White				FULL UNIT		
Nominal	Actual	Order Number	PCS/UNIT	LF/UNIT	Weight** lbs/UNIT	
8 in. x 8 in.	8 in. x 8 in.	61480801005F	4	n/a	57	
10 in. x 10 in.	10 in. x 10 in.	61401001005F	4	n/a	66	



*Column Wrap not included. Must order Column Wrap and Trim Kit for complete Column.

Estate Cap/Base Trim Kit* Smooth, Natural White				FULL UNIT		
Nominal	Actual	Order Number	PCS/UNIT	LF/UNIT	Weight** lbs/UNIT	
8 in. x 8 in.	8 in. x 8 in.	61680801005F	4	n/a	61	
10 in. x 10 in.	10 in. x 10 in.	61601001005F	4	n/a	73	

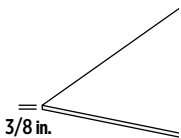
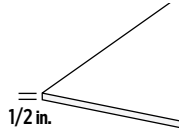
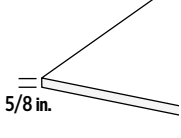
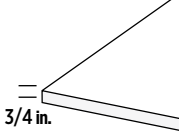
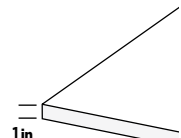


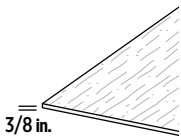
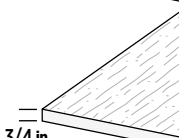
*Column Wrap not included. Must order Column Wrap and Trim Kit for complete Column.

*To order full units, add F to the end of the order number. To order a half unit, add H to the end of the order number, where applicable.

**Weights include pallet.

Sheets

Smooth/Smooth, Natural White				FULL UNIT			HALF UNIT		
	Nominal	Actual	Order Number*	PCS/UNIT	LF/UNIT	Weight** lbs/UNIT	PCS/UNIT	LF/UNIT	Weight** lbs/UNIT
	3/8 in. x 4 ft. x 8 ft.	3/8 in. x 4 ft. x 8 ft.	21014808005	25	200	1,077	12	96	553
	3/8 in. x 4 ft. x 10 ft.	3/8 in. x 4 ft. x 10 ft.	21014810005	25	250	1,270	12	120	661
	3/8 in. x 4 ft. x 18 ft.	3/8 in. x 4 ft. x 18 ft.	21014818005	25	450	2,313	12	216	1,220
	1/2 in. x 4 ft. x 8 ft.	1/2 in. x 4 ft. x 8 ft.	21024808005	25	200	1,247	12	96	635
	1/2 in. x 4 ft. x 10 ft.	1/2 in. x 4 ft. x 10 ft.	21024810005	25	250	1,602	12	120	820
	1/2 in. x 4 ft. x 18 ft.	1/2 in. x 4 ft. x 18 ft.	21024818005	25	450	2,826	12	216	1,465
	5/8 in. x 4 ft. x 8 ft.	5/8 in. x 4 ft. x 8 ft.	21044808005	25	200	1,686	12	96	847
	5/8 in. x 4 ft. x 10 ft.	5/8 in. x 4 ft. x 10 ft.	21044810005	25	250	2,065	12	120	1,043
	5/8 in. x 4 ft. x 18 ft.	5/8 in. x 4 ft. x 18 ft.	21044818005	25	450	3,621	12	216	1,847
	3/4 in. x 4 ft. x 8 ft.	3/4 in. x 4 ft. x 8 ft.	21034808005	20	160	1,638	10	80	854
	3/4 in. x 4 ft. x 10 ft.	3/4 in. x 4 ft. x 10 ft.	21034810005	20	200	2,058	10	100	1,078
	3/4 in. x 4 ft. x 12 ft.	3/4 in. x 4 ft. x 12 ft.	21034812005	20	240	2,464	10	120	1,289
	3/4 in. x 4 ft. x 18 ft.	3/4 in. x 4 ft. x 18 ft.	21034818005	21	378	3,907	10	180	1,945
	3/4 in. x 4 ft. x 20 ft.	3/4 in. x 4 ft. x 20 ft.	21034820005	21	420	4,070	10	200	2,125
	1 in. x 4 ft. x 8 ft.	1 in. x 4 ft. x 8 ft.	21054808005	20	160	2,215	10	80	1,143
	1 in. x 4 ft. x 10 ft.	1 in. x 4 ft. x 10 ft.	21054810005	20	200	2,745	10	100	1,421
	1 in. x 4 ft. x 12 ft.	1 in. x 4 ft. x 12 ft.	21054812005	20	240	3,271	10	120	1,693
	1 in. x 4 ft. x 18 ft.	1 in. x 4 ft. x 18 ft.	21054818005	18	324	4,412	9	162	2,309
	1 in. x 4 ft. x 20 ft.	1 in. x 4 ft. x 20 ft.	21054820005	16	320	4,407	8	160	2,319

TrueTexture® Woodgrain/Smooth, Natural White				FULL UNIT			HALF UNIT		
	Nominal	Actual	Order Number*	PCS/UNIT	LF/UNIT	Weight** lbs/UNIT	PCS/UNIT	LF/UNIT	Weight** lbs/UNIT
	3/8 in. x 4 ft. x 8 ft.	3/8 in. x 4 ft. x 8 ft.	22014808005	25	200	1,077	12	96	553
	1/2 in. x 4 ft. x 8 ft.	1/2 in. x 4 ft. x 8 ft.	22024808005	25	200	1,247	12	96	634
	3/4 in. x 4 ft. x 8 ft.	3/4 in. x 4 ft. x 8 ft.	22034808005	20	160	1,638	10	80	854

*To order full units, add F to the end of the order number. To order a half unit, add H to the end of the order number, where applicable.

**Weights include pallet. †Weights include carton.

For more information call 800-233-8990
www.certainteed.com

Beadboard Reversible Panels

Traditional Tongue & Groove, Natural White ¹			FULL UNIT			HALF UNIT		
Nominal	Actual	Order Number *	PCS/UNIT	LF/UNIT	Weight ** lbs/UNIT	PCS/UNIT	LF/UNIT	Weight ** lbs/UNIT
1/2 in. x 5-1/2 in. x 18 ft.	1/2 in. x 5-1/8 in. x 18 ft.	8300005	200	3,600	2,642	100	1,800	1,430

2-1/2 in. BEADED REPEAT
5 in. CHANNEL REPEAT

¹Reversible beaded or channel repeat

2TL, TightLap, Natural White ¹			FULL UNIT			HALF UNIT		
Nominal	Actual	Order Number *	PCS/UNIT	LF/UNIT	Weight ** lbs/UNIT	PCS/UNIT	LF/UNIT	Weight ** lbs/UNIT
1/2 in. x 6 in. x 18 ft.	1/2 in. x 5-3/4 in. x 18 ft.	11225318005	224	4,032	2,648	96	1,728	1,255

2-1/2 in. BEADED REPEAT
5 in. CHANNEL REPEAT

¹Reversible beaded or channel repeat

3TL, TightLap, Natural White ¹			FULL UNIT			HALF UNIT		
Nominal	Actual	Order Number *	PCS/UNIT	LF/UNIT	Weight ** lbs/UNIT	PCS/UNIT	LF/UNIT	Weight ** lbs/UNIT
1/2 in. x 8-1/2 in. x 18 ft.	1/2 in. x 8-1/4 in. x 18 ft.	11225418005	200	3,600	3,884	100	1,800	1,852

2-1/2 in. BEADED REPEAT
7-1/2 in. CHANNEL REPEAT

¹Reversible beaded or channel repeat

Beadboard Panels Non-Reversible Panels

Beaded, Natural White			FULL UNIT			HALF UNIT		
Nominal	Actual	Order Number *	PCS/UNIT	LF/UNIT	Weight ** lbs/UNIT	PCS/UNIT	LF/UNIT	Weight ** lbs/UNIT
1/2 in. x 4 ft. x 8 ft.	1/2 in. x 4 ft. x 8 ft.	21224808005	25	200	1,218	12	96	621
1/2 in. x 4 ft. x 10 ft.	1/2 in. x 4 ft. x 10 ft.	21224810005	25	250	1,709	12	120	872

2-1/2 in. BEADED REPEAT
4 ft. PANEL REPEAT

WP4/Nickel Gap Reversible Panel

WP4/Nickel Gap, TightLap ¹ , Natural White ¹			FULL UNIT			HALF UNIT		
Nominal	Actual	Order Number *	PCS/UNIT	LF/UNIT	Weight ** lbs/UNIT	PCS/UNIT	LF/UNIT	Weight ** lbs/UNIT
3/4 in. x 6 in. x 18 ft.	3/4 in. x 5-3/4 in. x 18 ft.	11935318005F	72	1,296	1,800	--	--	--

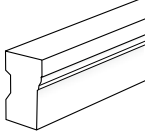
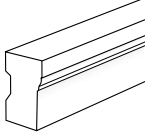
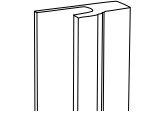
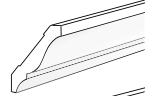
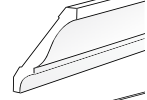
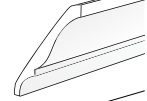
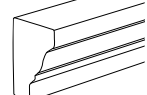
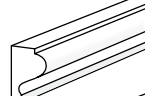
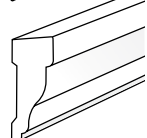
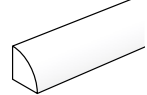
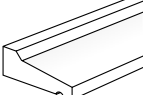
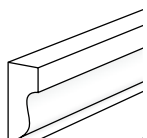


5 in. WP4 REPEAT
4-3/4 in. CHANNEL REPEAT
1/4 in. GAP

¹Reversible WP4 or Nickel Gap repeat

¹To order full units, add F to the end of the order number. To order a half unit, add H to the end of the order number, where applicable.

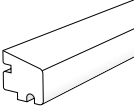
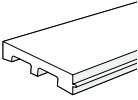
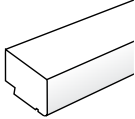
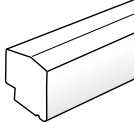
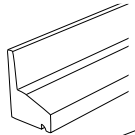
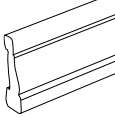
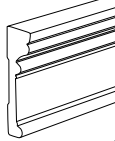
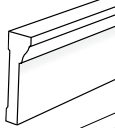
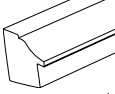
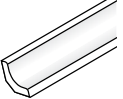
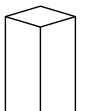
**Weights include pallet.

Profiles

Smooth, Satin Finish, Natural White		CARTONS				
Nominal/Actual	Order Number	Length	PCS/CTN	LF/CTN	Weight [†] lbs/CTN	
BRICKMOULD						
 1-1/8 in. x 2 in. x 7 ft.	41020207005B	7 ft.	14	98	50	
1-1/8 in. x 2 in. x 10 ft.	41020210005B	10 ft.	14	140	65	
1-1/8 in. x 2 in. x 17 ft.	41020217005B	17 ft.	14	238	100	
PAINT GRADE BRICKMOULD						
 1-1/8 in. x 2 in. x 7 ft.	41025107005B	7 ft.	14	98	45	
1-1/8 in. x 2 in. x 10 ft.	41025100005B	10 ft.	14	140	60	
1-1/8 in. x 2 in. x 17 ft.	41025116005B	17 ft.	14	238	100	
J-CHANNEL BRICKMOULD						
 1-1/4 in. x 2 in. x 17 ft.	41151517005B	17 ft.	12	204	90	
#49 CROWN						
 11/16 in. x 3-5/8 in. x 16 ft.	41040416005B	16 ft.	8	128	50	
#47 CROWN						
 11/16 in. x 4-5/8 in. x 16 ft.	41040516005B	16 ft.	6	96	50	
#45 CROWN						
 9/16 in. x 5-1/4 in. x 16 ft.	41041316005B	16 ft.	7	112	45	
RAMS CROWN						
 1-13/32 in. x 2-1/16 in. x 16 ft.	41141616005B	16 ft.	8	128	55	
BASE CAP						
 11/16 in. x 1-1/8 in. x 16 ft.	41070816005B	16 ft.	32	512	50	
RAKE						
 1 in. x 2 in. x 16 ft.	41111216005B	16 ft.	10	160	50	
QUARTER ROUND						
 3/4 in. x 3/4 in. x 16 ft.	41062116005B	16 ft.	38	608	65	
DRIP CAP						
 11/16 in. x 1-5/8 in. x 16 ft.	41030316005B	16 ft.	22	352	60	
SHINGLE MOULD						
 11/16 in. x 1-5/8 in. x 16 ft.	41080316005B	16 ft.	18	288	30	
BED MOULD						
 9/16 in. x 1-5/8 in. x 16 ft.	41050616005B	16 ft.	24	384	50	
LATTICE						
 1/4 in. x 1-1/2 in. x 16 ft.	41202016005B	16 ft.	50	800	75	

[†]Weights include carton.

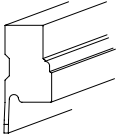
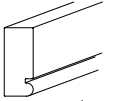
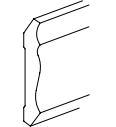
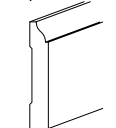
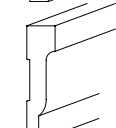
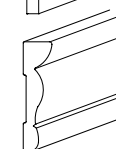
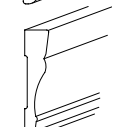
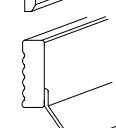
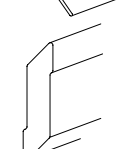
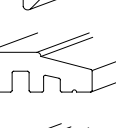
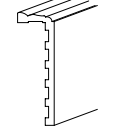
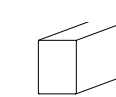
Profiles continued

Smooth, Satin Finish, Natural White		CARTONS				
Nominal/Actual	Order Number	Length	PCS/CTN	LF/CTN	Weight [†] lbs/CTN	
	SILL NOSE					
1-5/16 in. x 1-3/8 in. x 16 ft.	4110116005B	16 ft.	9	144	50	
	SILL					
1-1/4 in. x 5 in. x 16 ft.	41131416005B	16 ft.	3	48	50	
	HISTORIC SILL					
1-3/4 in. x 2-13/16 in. x 16 ft.	41122416005B	16 ft.	4	64	50	
	NEW ENGLAND SILL					
1-3/4 in. x 2-1/32 in. x 16 ft.	41123016005B	16 ft.	6	96	70	
	WATER TABLE					
2 in. x 2-3/4 in. x 16 ft.	41253216005B	16 ft.	5	80	60	
	356 CASING					
1 1/16 in. x 2-1/4 in. x 16 ft.	41181816005B	16 ft.	16	256	50	
	RB3 CASING					
1-7/64 in. x 3-7/16 in. x 16 ft.	41171716005B	16 ft.	8	128	55	
	BACK BAND					
1-3/16 in. x 4-1/2 in. x 16 ft.	41090916005B	16 ft.	4	64	45	
	ADJUSTABLE BACK BAND					
1-11/32 in. x 1-13/32 in. x 16 ft.	41161916005B	16 ft.	10	160	50	
	COVE MOULDING					
3/4 in. x 3/4 in. x 16 ft.	41192116005B	16 ft.	50	800	60	
	INSIDE CORNER POST					
1-1/4 in. x 1-1/4 in. x 10 ft.	41010110005B	10 ft.	9	90	30	

[†]Weights include carton.

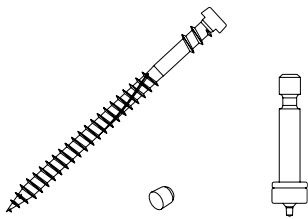
Special Order Profiles

Special Order Profiles must be ordered in full carton quantities. Extended lead times will apply. Contact your CertainTeed Territory Manager for product guidelines, minimum quantities and pricing.

Smooth, Satin Finish, Natural White			CARTONS			
Nominal/Actual	Order Number	Length	PCS/CTN	LF/CTN	Weight [†] lbs/CTN	
	FLANGED BRICKMOULD					
1-1/4 in. x 2 in. x 17 ft.	41024617005B	17 ft.	12	204	100	
	FLORIDA BRICKMOULD					
11/16 in. x 1-5/8 in. x 17 ft.	41020317005B	17 ft.	28	476	140	
	#49 CROWN SCANT					
9/16 in. x 3-5/8 in. x 16 ft.	41044016005B	16 ft.	10	160	53	
	#623 CENTURY BASEBOARD					
9/16 in. x 3-1/4 in. x 16 ft.	41075016005B	16 ft.	10	160	55	
	3" SHINGLE RAKE					
3/4 in. x 3-1/8 in. x 16 ft.	41114116005B	16 ft.	10	160	60	
	A-3 COLONIAL CASING					
1/2 in. x 2 in. x 16 ft.	41184216005B	16 ft.	22	362	64	
	A-6 CLASSIC CASING					
9/16 in. x 2-3/4 in. x 16 ft.	41184316005B	16 ft.	14	224	47	
	GARAGE DOOR STOP					
7/16 in. x 1-15/16 in. x 16 ft.	41224716005B	16 ft.	14	224	40	
	ATTIC (GABLE) VENT LOUVER					
11/16 in. x 3-1/2 in. x 16 ft.	41214416005B	16 ft.	7	112	60	
	ATTIC (GABLE) VENT SILL					
1-1/8 in. x 3-1/4 in. x 16 ft.	41214516005B	16 ft.	5	80	65	
	WINDOW SILL WITH CASING					
2-3/16 in. x 6-3/4 in. x 16 ft.	41134916005B	16 ft.	2	32	45	
	TRANSOM MULL					
1-1/16 in. x 1-1/2 in. x 16 ft.	41134816005B	16 ft.	12	192	80	

[†]Weights include carton.

Hidden Fastening System



Smooth – 2 in. Screws		CARTONS		
Description	Order Number	Boxes/CTN	Net Weight lbs/CTN	CTN/Pallet
50 LF Box- 75 screws (2in.), 80 plugs 1 setting tool	63170015005C	6	11	48
250 LF Box- 375 screws (2in.), 400 plugs 3 setting tools	63170020005C	4	7.75	32
750 LF Box- 1,125 Screws (2in.) 1,200 plugs 6 setting tools	63170030005C	1	15	75
TrueTexture® Woodgrain – 2 in. Screws		CARTONS		
Description	Order Number	Boxes/CTN	Net Weight lbs/CTN	CTN/Pallet
50 LF Box- 75 screws (2in.), 80 plugs 1 setting tool	63770015005C	6	11	48
250 LF Box- 375 screws (2in.), 400 plugs 3 setting tools	63370020005C	4	7.75	32
750 LF Box- 1,125 Screws (2in.) 1,200 plugs 6 setting tools	63370030005C	1	15	75
Smooth – 2-3/4 in. Screws		CARTONS		
Description	Order Number	Boxes/CTN	Net Weight lbs/CTN	CTN/Pallet
250 LF Box- 375 screws (2-3/4 in.), 400 plugs 3 setting tools	63170025005C	4	7.75	32
750 LF Box- 1,125 Screws (2-3/4in.) 1,200 plugs 6 setting tools	63170035005C	1	15	75
TrueTexture Woodgrain – 2-3/4 in. Screws		CARTONS		
Description	Order Number	Boxes/CTN	Net Weight lbs/CTN	CTN/Pallet
250 LF Box- 375 screws (2-3/4 in.), 400 plugs 3 setting tools	63370025005C	4	7.75	32
Replacement Plugs Smooth		CARTONS		
Description	Order Number	Boxes/CTN	Net Weight lbs/CTN	CTN/Pallet
40 LF Bag- Plug only 40 plugs	63170010005C	10	1.25	150
Replacement Plugs TrueTexture™		CARTONS		
Description	Order Number	Boxes/CTN	Net Weight lbs/CTN	CTN/Pallet
40 LF Bag- Plug only 40 plugs	63370010005C	10	1.25	150



CertainTeed

Ceilings • Gypsum • Insulation • Roofing • Siding • Trim

20 Moores Road, Malvern, PA 19355 | 800-233-8990 | certainteed.com

©03/24 CertainTeed, Printed in the USA, Code No. 04-08-30-US-EN