




CATALOGUE 2024-2025



## SMOOTH AND COMFORTABLE



Steady structure  
High rigidity aluminum alloy with high-pressure die-casting technology, builds the steady frame of CX41. Powder spraying process on surface, coating process on lenses, anti-corrosion and anti wear, create beautiful look and smooth feel, ensures long working time even under hostile circumstance.



Ergonomic viewing head  
360° rotatable viewing head with 50mm-75mm adjustable inter-pupillary distance, the eye-point can be raised 34mm directly by rotating the tube at 65mm IPD, more convenient and faster than traditional way.



Wide field plan eyepiece  
Plan 10X eyepiece with 22mm field of view, wide and bright, is easy for target searching. High eye-point, effectively relieve the visual fatigue.



Phase contrast kit  
Dedicated phase contrast plate, working with infinity phase contrast objectives, ensures the best contrast image of living cell or other undyed samples.



20X phase contrast objective for standard Super long working distance plan achromatic objectives 4X/10X/40X together with 20X phase contrast objective for standard recommendation, provide clear and high contrast image.



Different utensils for different samples  
Compact frame with 215mm X 250mm big stage is available to be attached with various sample holders, such as culture dish/bottle, multi-orifice plate, as well as mechanical stage for option.

# OPERATION, INTELLIGENT ENERGY CONSERVATION SYSTEM, BUILD YOUR BEST WORK.

- With ergonomic designed frame and superior optical system,CX41is available for clear micro-image and easy operation.
- Specially designed for cell tissue culture, CX41 with high contrast and resolution, highlighting the outline and internal structure of cells, meets the needs of basic laboratory research.
- With the core concept of energy conservation

Safe and efficient LED illumination  
Adopting CREE 5W LED, energy-saving and long-lasting, no fever, the illumination is safe and stable.




Intelligent ECO system  
Based on the concept of energy conservation and environment protection, CX41 is designed with ECO system. The illumination power can be automatically on or off through infrared induction.



A kit for smart phone connection  
Specially designed kit which can be inserted into the eyepiece tube for combining a smart phone on a microscope, keep record on time by taking photo or video.

COMPLETE ACCESSORIES FOR DIVERSIFIED DEMANDS;  
HDMI CAMERAS & IMAGE SOFTWARE FOR REAL &  
PROFESSIONAL IMAGE.

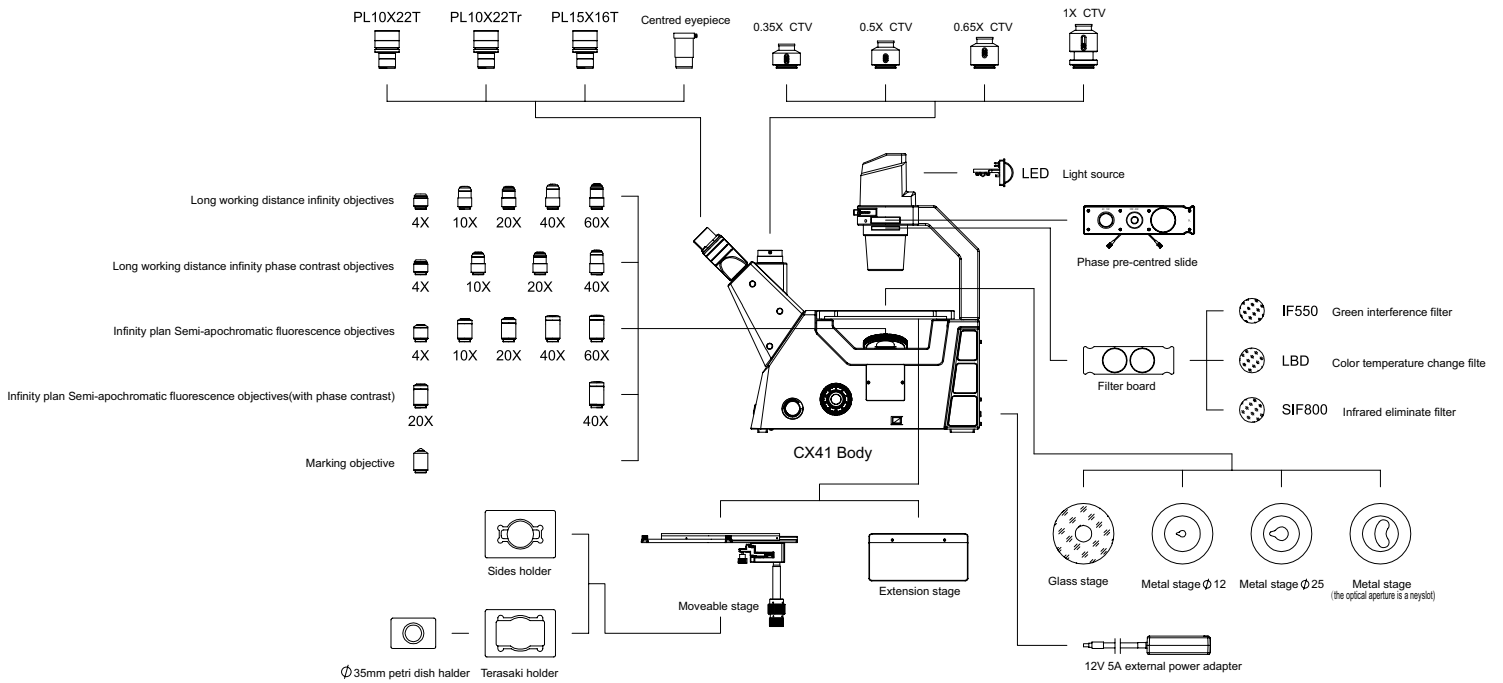


There are different kinds of cameras with high quality for digital microscope system, provide digital image with natural color technology. With Image software, common image analysis is available.

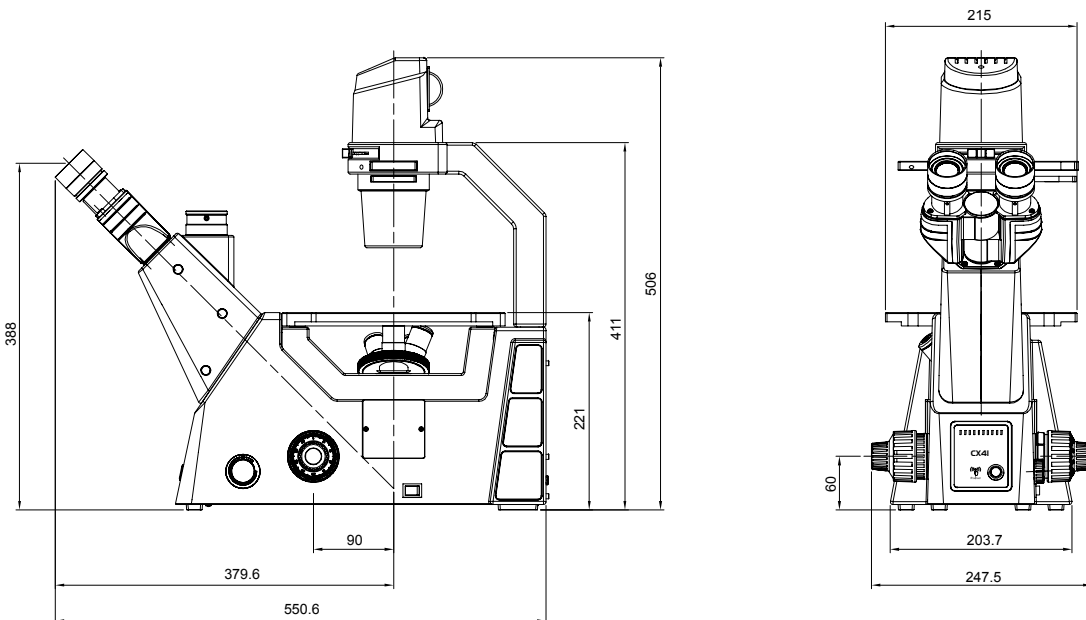
**CX41 Specification**

Optical System	Infinity color corrected optical system
Viewing Head	45° inclined trinocular head, 360° rotatable, inter-pupillary range: 50-75mm, fixed splitting ratio=5:5
Eyepiece	High eye-point wide field plan eyepiece PL10X/22mm, with adjustable diopter, micrometer attachable
	High eye-point wide field plan eyepiece PL15X/16mm, with adjustable diopter
Objective	Infinity plan achromatic objectives 4X/10X/20X/40X/60X
	Infinity plan phase contrast objectives 4X/10X/20X/40X
	Infinity plan fluorescence objectives 4X/10X/20X/40X/60X
	Infinity plan phase contrast and fluorescence objectives 20X/40X
Nosepiece	Quintuple nosepiece
	Quadruple nosepiece
Frame	Biological frame with coaxial focus system, coarse range: 9mm (6.5mm up and 2.5 down), fine precision: 0.002mm. With upper limit and tension adjustment.
	External wide voltage transformer, 100V-240V input and 12V5A output; 5W LED with light indicator, intensity adjustable. With infrared induction.
Stage range:	215mm X 250mm fixed stage; mechanical stage attachable, moving 120mm X 80mm; extension plate; slide holder;
	Petri dish holder; Teraseki holder; metal plate; glass plate.
Condenser	NA0.3 long working distance condenser, demountable.
Camera adapter	0.35X, 0.5X, 0.65X, 1X C-mount adapter
Others	Color temperature change filter, green interference filter, infrared eliminate filter

### CX41 Diagram



### CX41 Dimension: mm





[WWW.MIKOINDIA.COM](http://WWW.MIKOINDIA.COM)