



SURFACESTUDIO

YOUR VISION, YOUR SURFACE

Crystal Brick / Glass Series

New Decorative Material

Content

Introduction
Color Display
Installation
Case Study



Introduction



Crystal brick refers to the use of transparent or colored glass material to create solid glass products. This type of brick is essentially a type of vitreous solid brick. Generally, vitreous brick is not used as a facing material, but rather as a structural material. However, it can also be used for similar functions such as walls, screens, and partitions.

Product name: Crystal brick

Specifications: A variety of sizes and styles

Features: Waterproof, moisture proof, heat insulation, sound insulation, convenient construction, easy cutting

Color Display



Ice crystal hot melt brick
50*100*200mm



Ice crystal wall stickers
22*100*200mm



Ice crystal stripe
50*50*200mm



Hot melt ice crystal
bake lacquer brick
50*100*200mm



Ice crystal small
square brick
22*100*200mm



Lateral ice crystals
50*100*200mm



Hot melt ice crystal silver
plated brick
50*100*200mm



Hot-melt ice crystal
vertical hole brick
50*100*200mm

Color Display



Honeycomb square brick
50*150*150mm



Orange peel square brick
50*150*150mm



Double-sided ice crystal
square brick
50*150*150mm



Ice crystal small
square brick
50*100*100mm



Lake blue rockery
50*100*200mm



Amber rockery
50*100*200mm



Rockery hot melt brick
50*100*200mm

Color Display



Ice crystal hanging sheet
13*200*200mm



Ice wafer
20*140*140mm



Short strip - thin - bubble
15*80*175mm



Drawing the wafer
20*140*140mm



Stone grain hanging piece
13*200*200mm



Short strip hanging piece
- thin - transparent
15*80*175mm



Short strip hanging piece
- thick - transparent
25*80*175mm



Brushed square
hanging piece
13*200*200mm



Ice crystal hanging sheet
13*200*200mm



Grain bolt head
13*200*200mm

Color Display



Stone grain hanging piece
15*100*230mm



Line hanging piece
12*110*290mm



Line hanging piece
short style
12*100*230mm



Feathers hanging piece
12*120*230mm



Long strip hanging
piece - thin
15*80*250mm



Pinstripe hanging piece
13*200*200mm



Crescent pattern hanging
piece
13*200*200mm



Strip hanging piece -
15 thin
15*80*250mm



Strip hanging piece -
25 thick
15*80*250mm



Diamond coupon
13*200*200mm

Color Display



Orange peel perforated strip
50*50*240mm



Hot melt color strip
50*50*240mm



Hot melt perforated strip
50*50*240mm



Pickling perforated strip
50*50*240mm



Hot melt frosted strip
50*50*240mm



Hot melt silver plated strip
50*50*240mm



Hot melt arc strip
50*50*240mm

Color Display



Honeycomb hot melt brick
50*100*200mm



Textured hot melt brick
50*100*200mm



Orange square tile
50*100*200mm



Brick of paint of any
color bake
50*100*200mm



Any frosted brick
50*100*200mm



Bubble hot melt brick
50*100*200mm



Any frosted horizontal
hole brick
50*100*200mm



Any type of matte
vertical hole brick
50*100*200mm



Transparent hot melt brick
50*100*200mm



Water texture hot melt brick
50*100*200mm

Installation


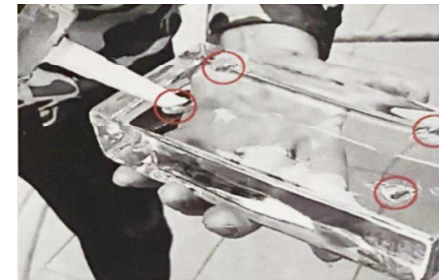
The first step in fixing a glass brick wall is to level the ground and determine the placement of the first layer of bricks using a pendulum test with adhesive

Using special structure glue, apply the glue to the four corners of the brick; pay attention to avoid overflow

Each layer needs leveling to ensure a perfect installation




If the modules of the of the brick is not correct, they can be cut with a diamond saw blade

The glass wall can be scrubbed 24 hours after laying the wall.



Case Study







Brick of Hot Melt



