

SELF-SUPPORTING TOWERS



Beacon Pole, LLC

A Monopole Solution Affiliated With J&G Sales, Inc.

1-800-842-7622

www.b-pole.com

LM-SERIES

SELF-SUPPORTING

The LM-Series self-supporting towers offer an easier, safer, most economical and lower cost installation solution. We offer towers made in the USA with solid engineering solutions that match the industry standard. Although, there are several internet tower options on the market, there are three things that make our patented tower unique.

1. **Safety.** Our towers do not require a climber to mount the receiver/antenna. The tower can easily be lowered by the owner, the receiver mounted to the tower, then erected vertically. Once vertical, the tower can be rotated from the ground to dial in the best reception for the receiver. That's the patented part of the design.
2. **Appearance.** There are no ugly supports or guyed wires necessary for anchoring the tower to the ground. Our towers are much more aesthetically appealing than anything else offered on the market. Most other towers either have to be attached to the side of an existing structure, or require 3-4 sets of support wires extending outward from the tower itself. These guy wires require a much larger footprint and substantial foundations to place the tower in any particular area. Our towers require a very limited amount of space.
3. **Most Economical.** For comparable towers of similar height, our towers are significantly less expensive and the installation process is much less complicated allowing for even more savings. The foundation consists of a 12" diameter hole 6 to 7ft deep, poured full with concrete. Setting the foundation and base section of the tower is very similar to setting a large fence post or gate post. Although less complicated, caution is necessary and safety is of utmost importance.


WHY CLIMB?

WHEN YOU CAN *TILT* YOUR WAY TO THE TOP!!



LM-SERIES

SELF-SUPPORTING



GENERAL USE

The LM-Series self-supporting towers / tilt-over masts offer an easier, safer, lower cost and less complicated installation solution. We offer towers made in the USA with solid solutions that meet the industry standard.

Features

- *No Climbing Risk, No Guy Wires, No Supports*
- *Aesthetically Pleasing With Cables Routed Internally for Protection and Appearance*
- *Hot-Dip Galvanized Steel For Long Life*
- *Pre-Engineered Loading Charts for Individual Specs*
- *Typical Uses Include Small CPE Dishes, MicroPop Applications, Broadband, Security and Two-Way Communication*
- *LM Series Towers Have a 'Fixed' Base*
- *Made In The USA*
- *Veteran Owned*

Kits *(See Installation Brochure for Details)*

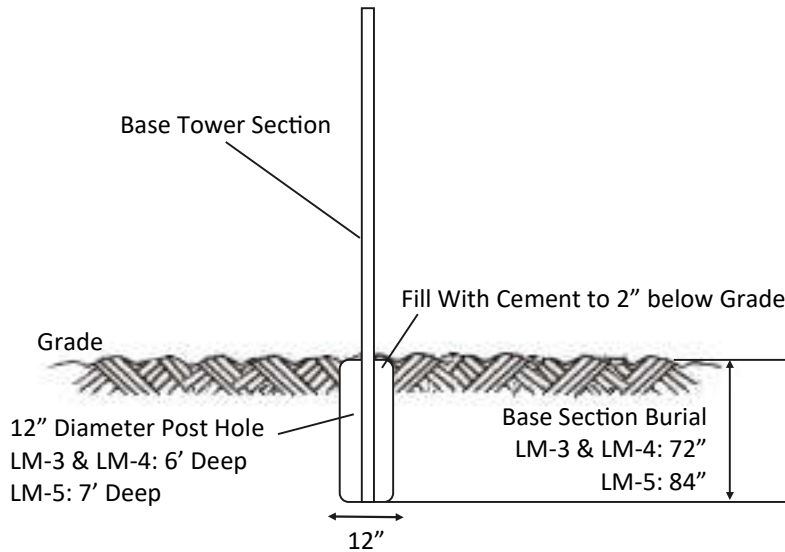
- **Tower Kits** Include All Sections and Connection Hardware
 - *Up To (5) Sections*
 - *(2) Cheek Plates & Bolts*
 - *(1) Toggle & Bolts*
- **Installation Kits** are Available for Those Who do not Already Have the Necessary Tools
 - *Emergency Manual Winch Crank*
 - *2) U-Bolts*
 - *120v Electric Winch with Cable*
 - *Base Mounting Plate to Lower Tower/Mast (attached to back of Winch)*
 - *5/16" Bow Shackle attached to Winch*
 - *1-Ton Forged Lifting Hook/Safety Clip attached to Bow Shackle on Winch*
 - *5" OD Pulley*
 - *Lifting Strap (See top of page)*
 - *Strap Clamp with Buckle*

LM-SERIES SPECS COMPARISON

SELF-SUPPORTING

75 mph Basic Wind Speed Is Comparable to 90 mph 3-Second Gust			
MODEL	LM-3	LM-4	LM-5 ROBUST
Drilled Hole Diameter	12"	12"	12"
Base Section Burial	72"	72"	84"
Grout to	-2"	-2"	-2"
Max Mast Height	50'	75' / 63'	60'
Max Antenna Load	18" Dish	10" Dish / 18" Dish	4.2 ft ²
Weight	500 lbs.	600 lbs.	800 lbs.
RETAIL PRICE	\$5,333.33	\$7,333.33	\$10,333.33

SELF-SUPPORTING LM-SERIES FOUNDATION



ELEVATION VIEW

SELF-SUPPORTING TOWER FOUNDATION




LM-SERIES COMPARISON

SELF-SUPPORTING

ALLOWABLE ANTENNA AREAS (SQ. FT.)

FASTEST MILE				
Ft ² at 70 MPH Fastest Mile - No Icing				
70 MPH Fastest Mile	Height	LM-3	LM-4	LM-5 Robust
	30'	9.0	13.2	23.9
	35'	6.4	9.5	17.5
	40'	4.6	7.0	13.3
	45'	3.8	5.8	12.3
	50'	3.2	4.8	10.6
	55'	2.2	3.4	8.9
	60'	1.4	2.3	7.0
	70'		1.9	4.1
	78'		1.2	2.4
Ft ² at 80 MPH Fastest Mile - No Icing				
80 MPH Fastest Mile	Height	LM-3	LM-4	LM-5 Robust
	30'	6.5	9.6	17.6
	35'	4.4	6.7	12.6
	40'	3.0	4.7	9.3
	45'	2.4	3.8	7.7
	50'	1.9	3.1	6.3
	55'	1.2	2.0	4.4
	60'	0.5	1.0	2.8
	70'		0.7	2.2
	78'			1.1
Ft ² at 90 MPH Fastest Mile - No Icing				
90 MPH Fastest Mile	Height	LM-3	LM-4	LM-5 Robust
	30'	4.7	7.1	13.3
	35'	3.1	4.8	9.3
	40'	1.9	3.1	6.6
	45'	1.4	2.4	5.3
	50'	1.0	1.9	4.2
	55'	0.4	1.0	2.7
	60'		0.1	1.3
	70'			0.8
	78'			



LM-SERIES COMPARISON

SELF-SUPPORTING

ALLOWABLE ANTENNA AREAS (SQ. FT.)

3 SECOND GUST							
Ft ² at 90 MPH 3 Second Gust - No Icing							
90 MPH 3-Second Gust	Height	LM-3		LM-4		LM-5 Robust	
		Exp B	Exp C	Exp B	Exp C	Exp B	Exp C
	30'	7.6	4.6	10.9	6.8	18.4	12.8
	35'	5.3	3.0	7.8	4.7	13.3	9.0
	40'	3.7	1.9	5.6	3.1	9.9	6.4
	45'	3.0	1.4	4.6	2.5	8.3	5.2
	50'	2.5	1.1	3.8	2.0	7.0	4.2
	55'	1.6	0.6	2.5	1.3	5.1	2.7
	60'	0.8		1.5	0.6	3.7	1.6
	70'			1.1		3.0	1.0
78'			0.5		2.1		
Ft ² at 100 MPH 3 Second Gust - No Icing							
100 MPH 3-Second Gust	Height	LM-3		LM-4		LM-5 Robust	
		Exp B	Exp C	Exp B	Exp C	Exp B	Exp C
	30'	5.7	3.4	8.4	5.1	14.4	9.8
	35'	3.9	2.1	5.8	3.3	10.3	6.7
	40'	2.6	1.1	4.0	2.1	7.5	4.6
	45'	2.0	0.7	3.2	1.5	6.2	3.5
	50'	1.5	0.5	2.5	1.2	5.1	2.8
	55'	0.9		1.5	0.6	3.6	1.5
	60'			0.6		2.3	0.5
	70'			0.3		1.9	
78'					1.0		
Ft ² at 110 MPH 3 Second Gust - No Icing							
110 MPH 3-Second Gust	Height	LM-3		LM-4		LM-5 Robust	
		Exp B	Exp C	Exp B	Exp C	Exp B	Exp C
	30'	4.4	2.5	6.5	3.9	11.4	7.7
	35'	2.8	1.4	4.4	2.4	8.0	5.1
	40'	1.7	0.6	2.8	1.3	5.6	3.2
	45'	1.2		2.1	0.8	4.5	2.3
	50'	0.9		1.6	0.6	3.7	1.7
	55'	0.3		0.8		2.4	0.7
	60'					1.3	
	70'					0.8	
78'							





Beacon Pole, LLC

is Affiliated with J&G Sales, Inc.

Ofc 979.865.4300 | Toll Free 800.842.7622 | Fax 979.865.4303

Ofc Hrs M-F 8am—5pm | Shipping Hrs M-F 9am—4 pm

Physical: 11195 Hwy 159E, Bellville, TX 77418

Mailing: PO Box 547, Bellville, TX 77418

www.b-pole.com * beacon@b-pole.com