

Table of Contents:

[Departing MEM guide](#)

[Form example for MEM Departure – GenDec](#)

[MEM to PTY \(with Cuba overfly routing\)](#)

[MEM to PTY \(with Cancun overfly routing\)](#)

[Arriving PTY guide](#)

[Form example for PTY Arrival - Customs](#)

[Departing PTY guide](#)

[PTY to SJO](#)

[Departing SJO guide](#)

[SJO to MEM](#)

[Arriving MEM guide](#)

[Form example for MEM Arrival – GenDec](#)

[Form example for MEM Arrival – CrewDec](#)

Departing guide – MEM

The [GenDecs](#) will be delivered to the aircraft prior to departure. They are normally contained in an envelope with several copies.

Jumpseaters will be included on the GenDec.


The [Panama Customs forms](#) found in the International folder from AOC can be filled out enroute.

Sign the GenDecs enroute

Hopefully you remembered to order your crew meal.

Find the current ARINC HF frequencies charts by searching “ARINC Services” in the see chart in FliteDeck Pro X App

MEM Departure GenDec



DEPARTMENT OF HOMELAND SECURITY
U.S. Customs and Border Protection

GENERAL DECLARATION
(Outward/Inward)
AGRICULTURE, CUSTOMS, IMMIGRATION, AND PUBLIC HEALTH
19 CFR 122.43, 122.52, 122.54, 122.73, 122.144

OMB APPROVAL NO. 1651-0002
EXPIRATION DATE 04/30/2020
ESTIMATED BURDEN 5 MIN

Owner or Operator FEDERAL EXPRESS CORPORATION

Marks of Nationality and Registration Flight No. 00 Date

Departure from MEMPHIS, TN USA Arrival at PANAMA CITY, PANAMA - PTY
(Place) (Place)

FLIGHT ROUTING
(“Place” Column always to list origin, every en-route stop and destination)

PLACE	TOTAL NUMBER OF CREW	NUMBER OF PASSENGERS ON THIS STAGE (1)
MEMPHIS, TN USA	CAPT-	Departure Place:
PANAMA CITY, PANAMA	PP# DOB:	Embarking
	E/O -	Through on same flight
	PP# DOB:	Arrival Place:
		Disembarking
		Through on same flight
		NUMBER OF SED's AND AWB's
		SED's AWB's
	ALL UNITED STATES CITIZEN CREW	

Declaration of Health
Persons on board known to be suffering from illness other than airsickness or the effects of accidents, as well as those cases of illness disembarked during the flight:

Any other condition on board which may lead to the spread of disease:

Details of each disinsecting or sanitary treatment (place, date, time, method) during the flight. If no disinsecting has been carried out during the flight give details of most recent disinsecting:

Signed, if required (Sign in ink) Crew Member Concerned

I declare that all statements and particulars contained in this General Declaration, and in any supplementary forms required to be presented with this General Declaration are complete, exact and true to the best of my knowledge and that all through passengers will continue/have continued on the flight.

1) Not to be completed when passenger manifests are presented.

For official use only

INCOMPLETE MANIFEST
ALL REQUIRED DOCUMENTS
WILL BE FILED WITHIN
THE 4 DAY PERIOD PER CFR
#19 122.74 (D)(1).

ENTERED ☒ CLEARED
U.S. CUSTOMS
MEMPHIS, TN

DATE: 22 JUL 2021 TIME: 05:00

CBP OFFICER

SIGNATURE Authorized Agent or Pilot-in-Command
(Sign in ink)

CBP Form 7507 (4/19) Page 1 of 2

[<MEM Departure Guide>](#)

[<Arriving PTY guide>](#)

MEM (KMEM) to PTY (MPTO)

Routing South with Cuba overfly

ARTCC handoffs entire route

Enroute communications available if needed - see chart in FliteDeck Pro X for ARINC HF frequencies

... KARTR MCLAW Y442 FUNDI UM335 LEPON UM335 ARNAL OSUPA OSUPA1B

Plan for RNAV (GNSS) Rwy 03L starting at BOBUD – shortcuts with VFR conditions

Direct to nearly any fix along route

-America-

124.55 – Havana center

Direct LEPON or ARNAL possible

125.4 – Kingston center (128.1 late in the day)

133.3 – Panama Control

Communication may not be possible till 5mins past ARNAL (just be patient)

Observe Pene Atoll at N1422.5W08006.5 (FMS) - N14 22.5 W080 06.5 (Jepp)

Request no speed restriction at OSUPA or

Request direct IRUSO (IAF for RNAV (GNSS) 03L and ILS Y 03R) when not busy – routing over the canal

119.7 – Panama APPR

118.1 – TOCUMEN Tower

Anticipated missed approach instructions for the visual approach 03L – right turn to heading 060 climb 5000 ft

121.9 – TOCUMEN Ground (cargo area not visible from tower)

Parking spot 703 occasionally 708-711

MEM (KMEM) to PTY (MPTO)

Routing South with Cancun overfly

ARTCC handoffs entire route

Enroute communications available if needed - see chart in FliteDeck Pro X for ARINC HF frequencies

... LEV L214 CUN UM782 OMIRO UN420 MORLI OSUPA OSUP1B

Plan for RNAV (GNSS) Rwy 03L starting at BOBUD – shortcuts with VFR conditions

-America-

Say estimate time for IRDOV (last KZHU fix)

128.2 – Meridia

Direct TAKUX

Around CUN

125.8 – Meridia

124.3 – CenAmer (CPDLC available – MHCC logon)

Direct PERLA

133.3 – Panama Control

Communication may not be possible till SPP (just be patient)

Request no speed restriction at OSUPA or

Request direct IRUSO (IAF for RNAV (GNSS) 03L and ILS Y 03R) – routing over the canal

119.7 – Panama APPR

118.1 – TOCUMEN Tower

Anticipated missed approach instructions for the visual approach 03L – right turn to heading 090 climb 3000 ft

121.9 – TOCUMEN Ground (cargo area not visible from tower)

Parking spot 703 occasionally 708-711

Arriving guide - PTY (MPTO)

Hand one copy of signed [GenDec](#) to PTY Ramp personnel

Both CA and FO sign one copy of the Crew Dispo

CA and FO each retain one copy of the Crew Dispo

Proceed down the airstairs (CAUTION - steps are not the same height or width)

You will be wanded at the bottom of the airstairs and sometimes a patdown before loading your own luggage in a minibus for transport to the cargo terminal.

Be sure to keep your reflective vest on until you are safely in the cargo terminal.

Hand all the signed copies of the GenDecs to the Immigration officer in the window along with your passports.

First time visitors- you will be fingerprinted, and a picture taken before proceeding (look at the lights on the sides of the fingerprint reader to see which fingerprints are being requested. Sometimes just the right 4 fingers and sometimes all four fingers and then thumb- sometimes both hands. Press down till the lights at the top of the reader turn green to complete each capture of the fingerprints)

Your passports are returned. After the GenDecs are stamped retain one copy for the CA and one for the FO in case you need to deadhead out of PTY.


Hand the [PTY Customs Forms](#) to the x-ray machine attendant.

Place bags to be scanned on the x-ray machine belt and proceed through the metal detector. There is no need to remove metallic items before proceeding through the x-ray machine. It is ok if you set it off on the way out.


Head outside under the overhang at the entrance to the building to meet the transportation to the hotel. Mostly it is a minibus, sometimes a SUV or minivan.

Phone number for Arco Iris +507 203.1057 or +507 203.1058

PTY Customs Form



REPÚBLICA DE PANAMÁ
GOBIERNO NACIONAL



Autoridad Nacional de Aduanas

REPÚBLICA DE PANAMÁ
AUTORIDAD NACIONAL DE ADUANAS
DECLARACIÓN JURADA DE VIAJERO / CUSTOMS DECLARATION

TODO VIAJERO MAYOR DE EDAD O MIEMBRO RESPONSABLE DEL GRUPO FAMILIAR (ENTENDIÉNDOSE POR FAMILIA: ESPOSO, ESPOSA E HIJOS MENORES DE 18 AÑOS INCLUYENDO ADOPTADOS). ESTÁ OBLIGADO A COMPLETAR ESTE DOCUMENTO A LA ENTRADA Y SALIDA DE LA REPÚBLICA DE PANAMÁ, SIN OMITIR NINGUNA CASILLA. ANTES DE COMPLETAR, LEER AL REVERSO DE ESTE DOCUMENTO. CUALQUIER DUDA, CONSULTE CON EL OFICIAL DE ADUANAS. ESTA DECLARACIÓN DEBERÁ SER COMPLETADA POR EL VIAJERO BAJO LA GRAVEDAD DE JURAMENTO A TINTA, CON LETRA CLARA, LEGIBLE Y SIN ENMIENDA, BORRONES O TACHONES.

ALL PASSENGERS OF LEGAL AGE OR RESPONSIBLE MEMBER OF THE FAMILY GROUP (FAMILY IS CONSIDERED TO BE THE HUSBAND, WIFE AND CHILDREN UNDER THE AGE OF 18, INCLUDING ADOPTED CHILDREN) MUST COMPLETE THIS FORM UPON ENTRY TO OR DEPARTURE FROM THE REPUBLIC OF PANAMA, WITHOUT MISSING ANY OF THE BOXES. BEFORE COMPLETING THIS FORM, READ THE BACK OF THE PAGE, AND IN CASE OF DOUBT ASK THE CUSTOMS OFFICER. THIS STATEMENT IS MANDATORY FOR ALL PASSENGERS. IT IS CONSIDERED A SWORN AFFIDAVIT, SHOULD BE FILLED WITH INK, IN CLEAR LEGIBLE WRITING, NOT CROSSING OUT, ERASING OR CHANGING WORDS.

Entrada / Entry ☒ Salida / Exit ☐

Documento No. /
Traveling Document No.

Nacionalidad / Nationality

Motivo del Viaje /
Reason for travel: ☐ Turismo, ☐ Oficial, ☐ Negocios, ☐ Residencia, ☐ Tránsito, ☒ Otros

Medio de Transporte /
Means of transportation:

País de Procedencia /
Country of Departure: País de Residencia /
Country of Residence: País de Destino /
Country of Destination:

Dirección Prevista /
Planned Address:

Número de familiares que viajan con Ud. /
Number of relatives traveling with you: Cantidad de equipaje que viaja con Ud. y / o su familia
Amount of luggage (handbags and check-in) that you are traveling with:

Cantidad de equipaje no acompañado /
Quantity of luggage not traveling with you: ¿Ha disfrutado en los últimos 6 meses de exoneración de tributos /
Have you been granted any tax exemption in the last 6 months?

¿Lleva o trae consigo dinero en efectivo o valores monetarios, títulos valores, objetos, metales preciosos o una combinación de estos por un valor igual o superior a US\$ 10,000.00 o su equivalente? / Are you carrying cash, securities / value titles, objects, precious metals or a combination of these, equal to or greater than US\$ 10,000.00 or its equivalent? Si / Yes ☐ No ☒

Aduana de Ingreso o salida /
Arrival or departure Customs:

Nombres (Given Name) Apellidos (Surname)

Pasaporte / Passport ☒ Otros / Others ☐

Género / Gender: ☒ F, ☐ M Fecha de nacimiento /
Date of Birth:

Empresa y N° vuelo / Nombre de la embarcación y N° de matrícula del vehículo /
Airline and flight No. / Vessel Name and trip No. / Vehicle registration No.

En caso afirmativo, favor indique la información siguiente: / If you marked yes, please provide the following information:

Tipo de Moneda / Currency type	Clase de Título o metales preciosos / Securities / value titles or precious metals	Valor expresado en dólares / Value expressed in dollars	Origen de los Fondos / Origin of the funds	Destino de los fondos / Destination of the funds

¿Lleva o trae animales vivos, plantas, productos alimenticios o derivados de cualquiera de éstos? / Are you carrying live animals, plants, fresh foods or derived from any of these? Si / Yes ☐ No ☒

¿Lleva o trae productos químicos, farmacéuticos, sustancias o residuos tóxicos, armas, municiones o explosivos? / Are you carrying chemicals, pharmaceuticals, chemical or toxic waste products, weapons, ammunitions or explosives? Si / Yes ☐ No ☒

¿Lleva o trae mercancías distintas a lo que se considera equipaje de viajero? * Nota: leer al reverso los numerales 3 y 4 / Do you carry any other good different from that considered travelers luggage? * Note: read numbers 3 and 4 on the reverse. Si / Yes ☐ No ☒

En caso afirmativo, favor suministre la información siguiente: / If you marked yes, please provide the following information:

Cantidad / Amount	Descripción de las mercancías / Description of goods	Valor en US \$ / Value in US \$

Declaro bajo juramento que los datos consignados SON CIERTOS y he leído las instrucciones impresas al dorso de esta declaración. / I declare under oath that the information provided IS TRUE and I have read the instructions on the back of this declaration.

Firma / Signature

Fecha de Entrada / Salida
Date of Entry / Exit:

D/D M/M A/Y

This form is handed to the x-ray machine attendant after processing with the Immigration officer is complete.

[<Departing MEM guide>](#)

[<Arrival PTY guide>](#)

Departing guide - PTY (MPTO)

Out-processing is at the cargo terminal.

Hand passports to the immigration officer in office before proceeding to the x-ray and metal detectors

Remove all metal including belts (and possibly shoes too)

Proceed through the metal detector and have bags x-rayed. Metal detector is VERY sensitive.

Sometimes, you will be fingerprinted and occasionally a picture taken after exiting the x-ray and metal detector (look at the lights on the sides of the fingerprint reader to see which fingerprints are being requested. Sometimes just the right 4 fingers and sometimes all four fingers and then thumb- sometimes both hands. Press down till the lights at the top of the reader turn green to complete each capture of the fingerprints)

GenDecs for the return trip should already be with the immigration officer

Sign 3 copies of Gen Decs and return them to the immigration officer

Collect passports and outbound GenDecs from immigration officer

Verify that the PTY-MEM GenDecs have "in transit" on them through SJO

Keep the copies of Gen Decs in a safe place, in case you must spend the night in SJO/MROC

Be sure to have your reflective vest on when proceeding outside

Head outside to the minibus for transport to the aircraft

Load your own luggage on the minibus

Once you arrive at the aircraft you will be wanded again and sometimes a patdown before proceeding up the airstairs

PTY (MPTO) – SJO (MROC)

ARTCC handoffs entire route

Standard routing - SIMA1B SIMAN PUDOS UG440 ISEBA CUARE3I

Departing 03L arriving 07

EO – SID Rwy 03L

Recommend full thrust CLIMB off 03L – last minute changes from vectors to SID possible

Most likely approach in MROC - ILS DME Z 07 starting at TURRU (even with tailwind)

Arrival transitions begin with the first letter of the fix name (e.g. CURAR3I transition I = ISEBA)

Clearance available from ACARS not PDC not CPDLC - Aircraft type B752

Change altitude restriction at SIMAN on departure to 5000A – to avoid level off on departure

121.9 – Ground (call for push and start including transponder code and ATIS identifier)

118.1 – Tower

Possible right turn 090 on departure off 03L for vector departure

119.2 – Panama DEP

Direct ISEBA

133.0 – Panama Control

124.1 – CenAmer (Before reaching ISEBA)

127.675 – EL COCO ATIS (digital ATIS sometimes operational, if not ask for weather from CenAmer)

If given RNP approach – pay close attention to waypoint sequence in FMS and speeds on Approach plate

119.6 – COCO Control

120.5 – COCO APPR

118.6 – COCO Tower

CAUTION – Runway has a very uneven surface

121.9 – Ground

Enter the ramp via taxiway F or sometimes G- as instructed by COCO Ground - Tow-in to C4, Power in C2

Recommend APU on taxi in with all gates due to lengthy time to hook up ground power. APU can be turned off after ground power established. With APU running- long ground times can create fuel balance issues.

Departing guide - SJO (MROC)

You will be wanded getting off and back on the aircraft.

Do not forget your reflective vest anytime you are off the airplane.

Do not use an umbrella on the ramp during walkaround. Only rain poncho allowed.

If there is a MX issue and you must spend the night. Be sure to bring the PTY-SJO-MEM GenDecs and the new GenDecs you receive in SJO with the SJO-MEM routing to Immigration in the passenger terminal.

Do not bring any souvenirs you acquired in PTY into SJO. Leave them in the Ramp Office to claim later prior to the outbound flight. SJO passenger terminal security checkpoint will try to take your stuff.

Crew Control does not have any contract hotels:

The Ramp Office will coordinate hotels and transportation-

Hotels nearby: (in order of preference)

Costa Rica Marriott Hotel Hacienda Belen

+506 2298 0000

AC Hotel by Marriott Heredia Belen

+506 4036 7200

Ramp Office phone number:

+506 2430 0664

Transportation number:

+506 8310 5636

aerojethandlinggroup.com

SJO (MROC) – MEM (KMEM)

Weak wifi and cell service at C4 - Good Wifi C2 - No cell service or wifi from parking location C6

ARTCC handoffs entire route

Enroute communications available if needed – see chart in FliteDeck Pro X for ARINC HF frequencies

Communicate with SJO ramp personnel on estimated departure time – times can vary

Recommend TO Rwy 25 – no EO SID, need to make request when getting route clearance

Full thrust TO Rwy 07, recommend full thrust CLIMB off both runways due to terrain north of the airport

Recommend NADP1 both runways

Departure transitions begin with the first letter of the fix name (e.g. NANJ4U transition U = ULAPO)

Departing Rwy 25 - NANJO 4U

Departing Rwy 07 - NANJO 3U

EO – SID Rwy 07

Standard routing -

ULAPO UA502 MGA UZ512 BZE UB753 MID UL209 KEHLI A770 LEV J35 MCB MEVEE HOBK3

127.675 – EL COCO ATIS (digital ATIS sometimes operational, if not ask for weather from COCO Ground)

121.9 – COCO Ground (121.3 – COCO Clearance sometimes utilized)

118.6 – Tower

CAUTION – Runway has a very uneven surface

119.6 – COCO Control

124.1 – CenAmer (CPDLC available – MHCC logon)

Request direct TUGET

Just prior to TALAG 133.5 – CenAmer

At TUGET – 125.8 – Meridia

Request direct KEHLI

123.75 – Meridia (near the Mexican coast – occasionally)

At KEHLI – 132.65 – Houston Center

Request direct MEVEE

-America-

Arriving MEM guide


Upon Arrival in Memphis, proceed directly to the US Customs office in the AOC. Be sure to note the Block IN time on the top of the [GenDec](#).

Be sure to document your souvenirs on the [CrewDec](#) forms.

Hand over the [GenDec](#) [the one you received in MROC] and completed [CrewDecs](#) to the customs officer. Only one copy of the [GenDec](#) from SJO to MEM is need. All other GenDecs can be recycled. The US Customs officer will scan your passports.

Jumpseaters fill out the blue customs form.

Arrival MEM GenDec Form



DEPARTMENT OF HOMELAND SECURITY
U.S. Customs and Border Protection

GENERAL DECLARATION
(Outward/Inward)
AGRICULTURE, CUSTOMS, IMMIGRATION, AND PUBLIC HEALTH
19 CFR 122.43, 122.52, 122.54, 122.73, 122.144

OMB APPROVAL NO. 1651-0002
EXPIRATION DATE 04/30/2020
ESTIMATED BURDEN 5 MIN

Owner or Operator FEDERAL EXPRESS CORPORATION

Marks of Nationality and Registration Flight No. 00 Date

Departure from Arrival at

(Place) (Place)

FLIGHT ROUTING

("Place" Column always to list origin, every en-route stop and destination)

PLACE	TOTAL NUMBER OF CREW	NUMBER OF PASSENGERS ON THIS STAGE (1)
<u> </u>	CAPT- <u> </u>	<u>Departure Place:</u>
<u> </u>	PP# <u> </u> DOB: <u> </u>	Embarking <u> </u>
<u> </u>	F/O - <u> </u>	Through on same flight <u> </u>
<u> </u>	PP# <u> </u> DOB: <u> </u>	<u>Arrival Place:</u>
<u> </u>	<u> </u>	Disembarking <u> </u>
<u> </u>	<u> </u>	Through on same flight <u> </u>
<u> </u>	<u> </u>	NUMBER OF SED's AND AWB's
<u> </u>	<u> </u>	SED's <u> </u> AWB's <u> </u>
<u> </u>	ALL UNITED STATES CITIZEN CREW	

Declaration of Health
Persons on board known to be suffering from illness other than airsickness or the effects of accidents, as well as those cases of illness disembarked during the flight.

Any other condition on board which may lead to the spread of disease:

Details of each disinsecting or sanitary treatment (place, date, time, method) during the flight. If no disinsecting has been carried out during the flight give details of most recent disinsecting:

Signed, if required (Sign in ink) Crew Member Concerned

I declare that all statements and particulars contained in this General Declaration, and in any supplementary forms required to be presented with this General Declaration are complete, exact and true to the best of my knowledge and that all through passengers will continue/have continued on the flight.


1) Not to be completed when passenger manifests are presented.

For official use only

INCOMPLETE MANIFEST
ALL REQUIRED DOCUMENTS
WILL BE FILED WITHIN
THE 4 DAY PERIOD PER CFR
#19 122.74 (D)(1).

☐ ENTERED ☒ CLEARED
 U.S. CUSTOMS
 MEMPHIS, TN

DATE: 22 JUL 2021 TIME: 05:00


 CBP OFFICER

CBP Form 7507 (4/19)

Page 1 of 2

[<Arrival MEM guide>](#)

[illegible]

<Arrival MEM guide>