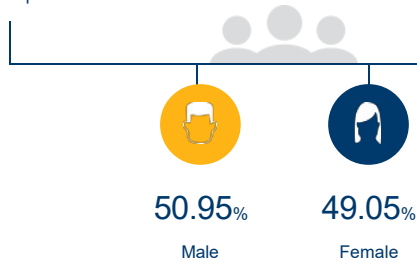


People

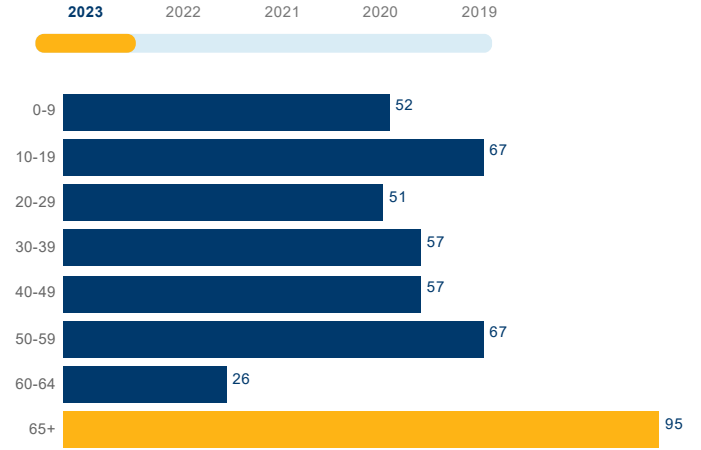
The total population of Offerman is 473. The median age is 40.57

473

Total Population



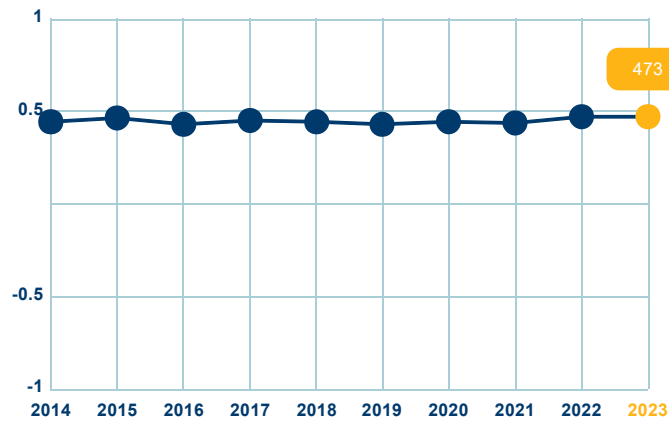
Age Distribution



Median Age

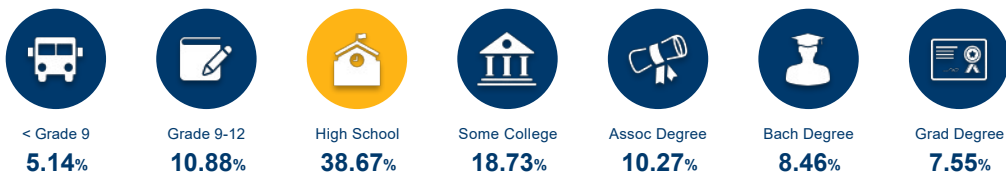
41

Population Growth (in thousands)



Educational Attainment

26.28% of the population in Offerman have an associate's degree or higher. 83.68% have a high school degree or higher.



Labor Force

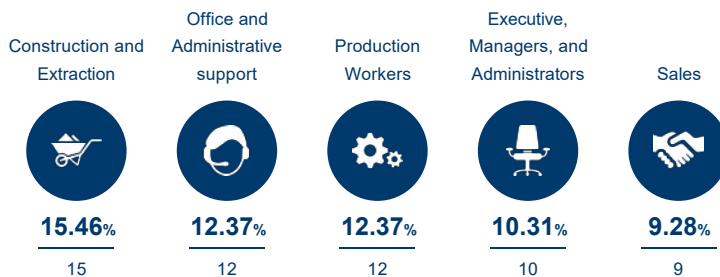
Offerman has a labor force of 222 people.

222

Labor Force

Talent

What are the largest job counts by occupation?



Total Employees

97



The work distribution of total employees in Offerman is:



Total Establishments

14

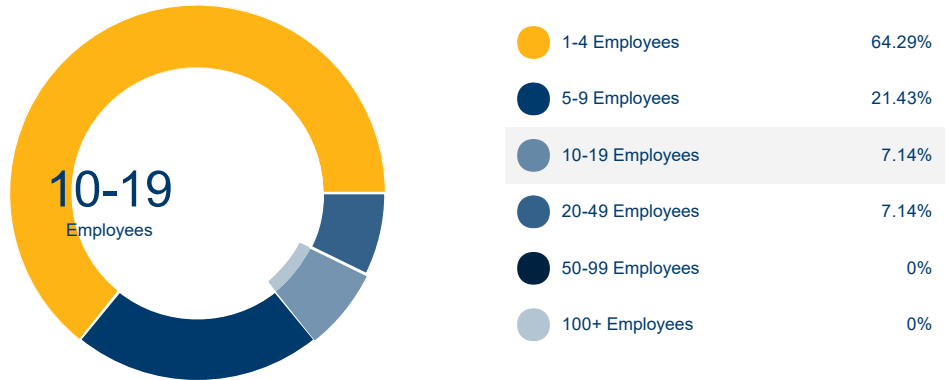


Businesses and Jobs

Offerman has a total of 14 businesses. In 2023, the leading industries in Offerman were .

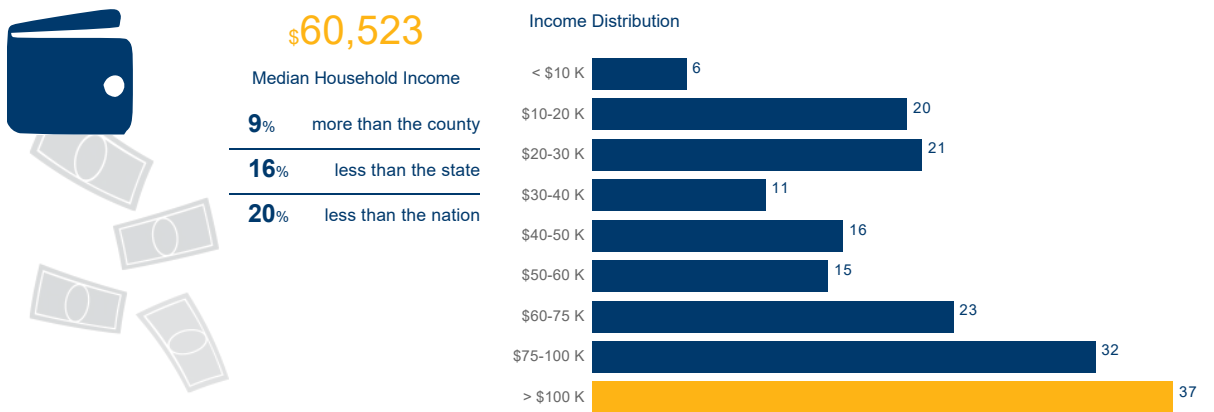
What are the top industries by jobs?

How many employees do businesses in Offerman have?

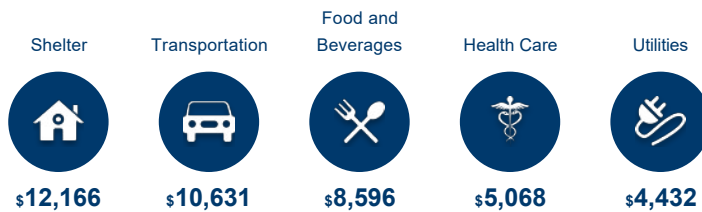


Income and Spending

Households in Offerman earn a median yearly income of \$60,523. 20.56% of the households earn more than the national average each year. Household expenditures average \$57,910 per year. The majority of earnings get spent on Shelter, Transportation, Food and Beverages, Health Care, and Utilities.



How do people spend most of their money?
PER HOUSEHOLD



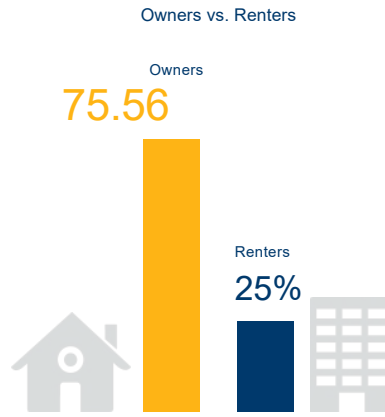
\$57,910

Median Household Expenditure

Housing



There are 51% more households who own their homes than there are renters.



Transportation



Residents spend an average of 23 minutes commuting to work. Offerman is served by 10 airports within 50 miles. Rail can be accessed within the community. Interstates can be accessed 35 miles away.



23min

Commute Travel Time



0 + 10 (+50 miles)

Airports in Community



35miles

Distance to Interstate



Freight Rail

In Community

Taxes



Top State Corporate Income Tax

5.75%

Top State Corporate Capital Gains Tax

6%

Top State Personal Income Tax

5.75%

Top State Personal Capital Gains Tax

6%

State Sales Tax

4%