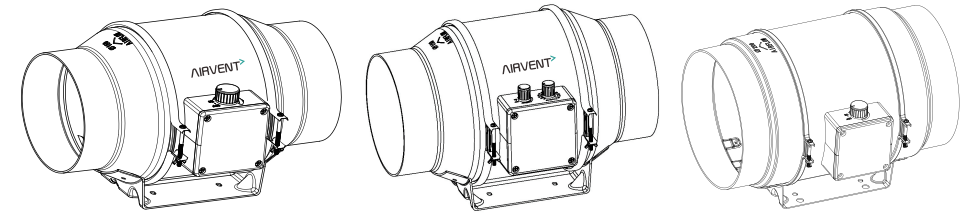
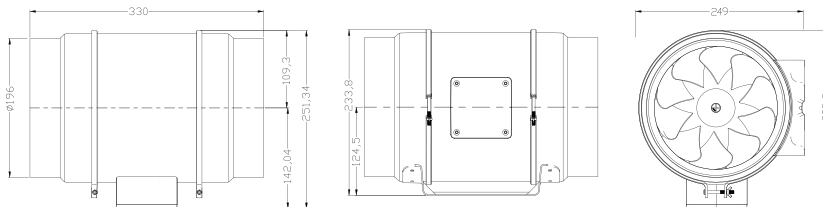
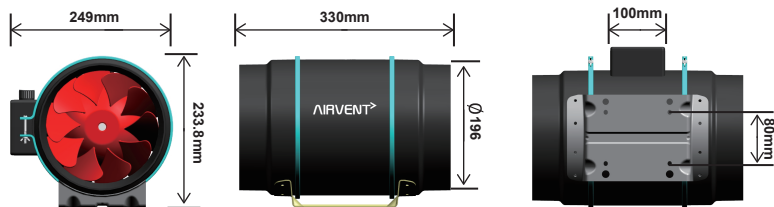
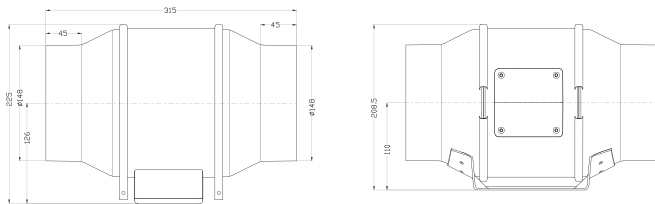
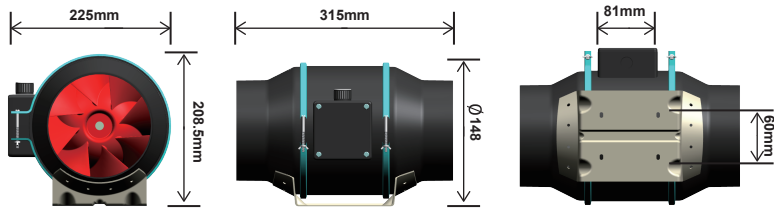


## PRODUCT SPECIFICATIONS

**AIRVENT**  
www.airvent.com.au



## Mixflow Inline Fan EC Greenline series

Owner's Manual

ECIF40W-150 / ECIF40W-150T

ECIF50W-150 / ECIF50W-150T

ECIF200-PRO/ ECIF200-MAX



# OWNER'S MANUAL

This manual focuses on the safety precautions in the installation, and the use and maintenance of the product. It is important that these installation and maintenance instruction are fully adhered to, be sure to read this manual carefully before installing and using this product.

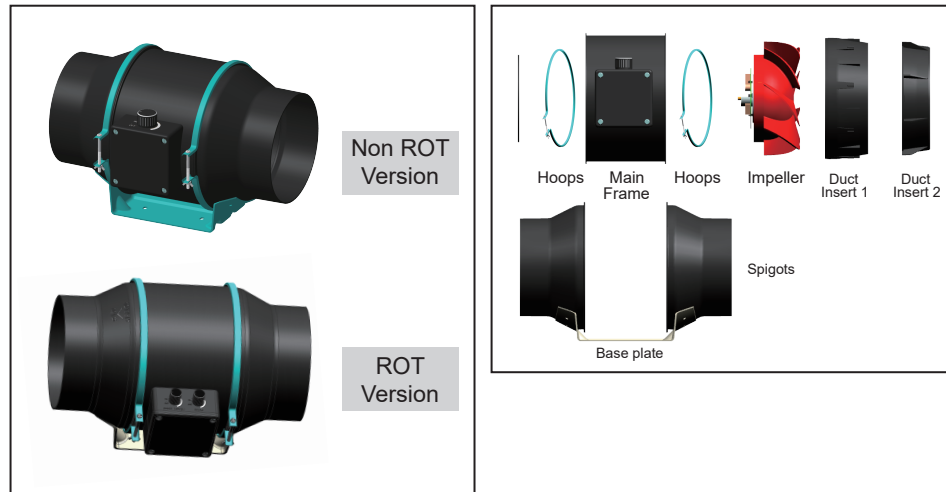
### WARNING

- All electrical installations must be carried out by suitably qualified and competent personnel in accordance with all statutory requirements.
- The fan is designed for use in an ambient temperature of up to 40-degree. It is not suitable for corrosive or explosive atmospheres.
- The installer should provide easy access to the fan to facilitate future maintenance and ensure that the fan is adequately supported.
- This product is not intended for use by persons (including children) with reduced physical sensory or mental capabilities or lack of experience and knowledge, unless they have been given supervision or instruction concerning use of the product by a person responsible for their safety. Children should be supervised to ensure that they do not play with the product.
- Precautions must be taken to avoid back-flow of gases into the room from the open flue of gas or other fuel burning appliances.
- A minimum of one (1) metre of duct is to be fitted to the fan inlet and discharge spigots.

Model	Height	Width	Length	Spigot Diamete	Junction Box	Pre-drill hole Distance	Weight	Run On Timer
ECIF40W-150	208.5mm	225mm	315mm	Ø148	81mm	60mm	2.3kg	NA
ECIF50W-150	208.5mm	225mm	315mm	Ø148	81mm	60mm	2.3kg	NA
ECIF40W-150T	208.5mm	225mm	315mm	Ø148	81mm	60mm	2.53kg	1-60mins
ECIF50W-150T	208.5mm	225mm	315mm	Ø148	81mm	60mm	2.53kg	1-60mins
ECIF200-PRO ECIF200-MAX	233.8mm	249mm	330mm	Ø196	100mm	80mm	3.62kg	Ext.

## BEFORE STARTING

Upon receipt, please check carefully whether the product is consistent with your order, the fan should be inspected in case of any damage. Ensure the product specifications and product tags correspond to the correct power and voltage standards of the country the fan is being used in.




## INSTALLATION

Warning: The fan must be isolated from the power supply during installation and maintenance.



① Remove the fan body from the spigots that are attached to the base by releasing the two retaining clamps.



② Mount the base in the desired position using the fasteners supplied



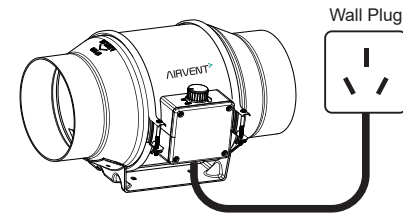
③ Re-mount the fan body in-between the spigots by lining up the retaining clamps.



④ Tighten the two retaining clamps ensuring the body is tightly fastened.

## WIRING Diagram

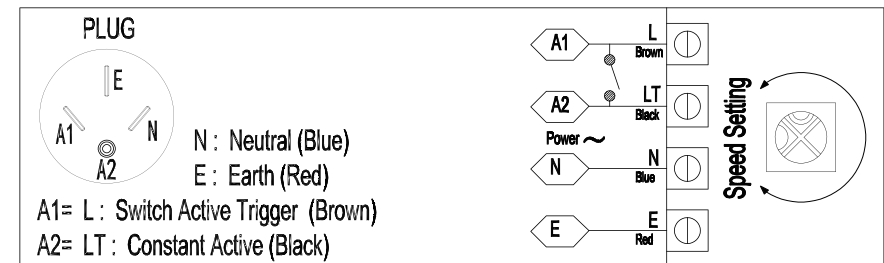
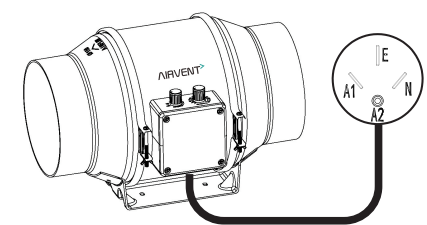
— ECIF40W-150 / ECIF50W-150



This is a plug & go product, no further wiring is required.

## WIRING Diagram

— ECIF40W-150T / ECIF50W-150T



For build-in ROT Fans only

## WARNING

Please ensure colour code is followed When Wiring, incorrect Wiring will result in damaged ROT PCB Board and will void warranty.

## SUPPORT & LIMITED ONE-YEAR WARRANTY



One Year

- Airvent Australia Pty Ltd warrants this product to be free of defects in material and workmanship for the applications specified in the Owner's Manual for a period of one year from date of purchase.
- This warranty only applies to the original purchaser of this product.
- This warranty excludes damage, accidental or otherwise, to the unit not caused by a defect in material or workmanship.
- The warranty also excludes damage caused by misuse, tampering modification, misassembly, repairs, or alteration or failure to adequately maintain and care for the unit. Operating this product under any conditions other than those recommended or at voltages other than indicated will also void this warranty. For warranty issues, contact the place of purchase for repair/replacement opportunities. The original date receipt or proof of purchase must accompany all returns.
- All warranties expressed or implied are limited for one year from the date of purchase. Airvent is a register trademark of AIRVENT AUSTRALIA PTY LTD. Unless prescribed by law, AIRVENT shall not be liable for any personal injury, property or any incidental or consequential damage of any kind resulting from malfunctions, defects, misuse, improper assembly or installation, or alteration of this product.
- For further warranty clarification, please visit our website on [www.airvent.com.au](http://www.airvent.com.au) or email us on [info@airvent.com.au](mailto:info@airvent.com.au).