

IEEE-ICCA 2025 Conference	Pending (no manuscript)	Withdrawn	Accepted	Rejected	Acceptance ratio (% including revisions)
<a href="#">IEEE-ICCA 2025 2025</a> <i>International Conference on Computer and Applications (ICCA)</i>	1	96	369	114	76.2

EDAS at charlie (Thu, 25 Dec 2025 00:52:33 -0500 EST)

**TOTAL SUBMITTED: 1 + 96 + 369 + 114 = 580**

### Authors by Country and Region (All Papers)

All authors of submitted papers are counted. Authors are counted once for each paper.

Country	Authors	%	Papers (1st author)	%
USA	298	20.5	102	21.1
Egypt	178	12.3	59	12.2
Bahrain	124	8.5	47	9.7
Indonesia	110	7.6	36	7.4
Oman	82	5.6	19	3.9
India	80	5.5	27	5.6
United Arab Emirates	75	5.2	27	5.6
Lebanon	60	4.1	12	2.5
Saudi Arabia	50	3.4	23	4.8
France	49	3.4	12	2.5
Qatar	48	3.3	16	3.3
Philippines	45	3.1	22	4.5
Pakistan	20	1.4	6	1.2
Morocco	20	1.4	6	1.2
Iraq	18	1.2	9	1.9
Australia	18	1.2	3	0.6
Sri Lanka	18	1.2	9	1.9
Kuwait	15	1.0	5	1.0
United Kingdom (Great Britain)	13	0.9	6	1.2

<b>Algeria</b>	<b>10</b>	<b>0.7</b>	<b>4</b>	<b>0.8</b>
<b>Jordan</b>	<b>10</b>	<b>0.7</b>	<b>3</b>	<b>0.6</b>
<b>Malaysia</b>	<b>10</b>	<b>0.7</b>	<b>3</b>	<b>0.6</b>
<b>Tunisia</b>	<b>9</b>	<b>0.6</b>	<b>3</b>	<b>0.6</b>
<b>Croatia</b>	<b>8</b>	<b>0.6</b>	<b>0</b>	<b>0.0</b>
<b>Burkina Faso</b>	<b>7</b>	<b>0.5</b>	<b>3</b>	<b>0.6</b>
<b>Germany</b>	<b>7</b>	<b>0.5</b>	<b>1</b>	<b>0.2</b>
<b>Georgia</b>	<b>6</b>	<b>0.4</b>	<b>1</b>	<b>0.2</b>
<b>Greece</b>	<b>6</b>	<b>0.4</b>	<b>2</b>	<b>0.4</b>
<b>China</b>	<b>6</b>	<b>0.4</b>	<b>2</b>	<b>0.4</b>
<b>Russia</b>	<b>6</b>	<b>0.4</b>	<b>2</b>	<b>0.4</b>
<b>Canada</b>	<b>5</b>	<b>0.3</b>	<b>1</b>	<b>0.2</b>
<b>Spain</b>	<b>5</b>	<b>0.3</b>	<b>1</b>	<b>0.2</b>
<b>Italy</b>	<b>4</b>	<b>0.3</b>	<b>1</b>	<b>0.2</b>
<b>Vietnam</b>	<b>4</b>	<b>0.3</b>	<b>1</b>	<b>0.2</b>
<b>Senegal</b>	<b>3</b>	<b>0.2</b>	<b>1</b>	<b>0.2</b>
<b>Macedonia, the former Yugoslav Republic of</b>	<b>3</b>	<b>0.2</b>	<b>1</b>	<b>0.2</b>
<b>Kenya</b>	<b>3</b>	<b>0.2</b>	<b>1</b>	<b>0.2</b>
<b>Portugal</b>	<b>2</b>	<b>0.1</b>	<b>1</b>	<b>0.2</b>
<b>The Netherlands</b>	<b>2</b>	<b>0.1</b>	<b>0</b>	<b>0.0</b>
<b>South Africa</b>	<b>2</b>	<b>0.1</b>	<b>1</b>	<b>0.2</b>
<b>Palestine</b>	<b>2</b>	<b>0.1</b>	<b>1</b>	<b>0.2</b>

<b>Poland</b>	<b>2</b>	<b>0.1</b>	<b>1</b>	<b>0.2</b>
<b>Iceland</b>	<b>1</b>	<b>0.1</b>	<b>0</b>	<b>0.0</b>
<b>Peru</b>	<b>1</b>	<b>0.1</b>	<b>1</b>	<b>0.2</b>
<b>Bangladesh</b>	<b>1</b>	<b>0.1</b>	<b>0</b>	<b>0.0</b>
<b>Denmark</b>	<b>1</b>	<b>0.1</b>	<b>0</b>	<b>0.0</b>
<b>Japan</b>	<b>1</b>	<b>0.1</b>	<b>0</b>	<b>0.0</b>
<b>Hong Kong</b>	<b>1</b>	<b>0.1</b>	<b>1</b>	<b>0.2</b>
<b>Maldives</b>	<b>1</b>	<b>0.1</b>	<b>1</b>	<b>0.2</b>
<b>unknown</b>	<b>1</b>	<b>0.1</b>	<b>0</b>	<b>0.0</b>
<b>Bosnia and Herzegovina</b>	<b>1</b>	<b>0.1</b>	<b>0</b>	<b>0.0</b>
<b>Total</b>	<b>1452</b>			

**Total Authors = 1452 from Countries = 50**

**Author counts for Europe, Middle East, Africa are shown both combined and separated into Europe and MEA.**

<b>Region</b>	<b>Authors</b>	<b>%</b>
<b>Europe, Middle East, Africa</b>	<b>832</b>	<b>57.3</b>
<b>Middle East and Africa</b>	<b>716</b>	<b>49.3</b>
<b>Asia/Pacific</b>	<b>315</b>	<b>21.7</b>
<b>United States</b>	<b>298</b>	<b>20.5</b>
<b>Europe</b>	<b>116</b>	<b>8.0</b>
<b>Canada</b>	<b>5</b>	<b>0.3</b>
<b>Latin America</b>	<b>1</b>	<b>0.1</b>
<b>unknown</b>	<b>1</b>	<b>0.1</b>

## Authors by Country and Region (Accepted Papers)

Country	Authors	%	Papers (1st author)	%
USA	269	23.1	86	23.3
Egypt	160	13.7	50	13.6
Bahrain	92	7.9	36	9.8
Indonesia	87	7.5	27	7.3
United Arab Emirates	67	5.8	24	6.5
Lebanon	60	5.2	12	3.3
Oman	50	4.3	11	3.0
Qatar	48	4.1	16	4.3
Philippines	40	3.4	20	5.4
France	38	3.3	10	2.7
Saudi Arabia	38	3.3	15	4.1
India	32	2.7	10	2.7
Pakistan	19	1.6	5	1.4
Australia	18	1.5	3	0.8
Morocco	16	1.4	5	1.4
Kuwait	15	1.3	5	1.4
United Kingdom (Great Britain)	10	0.9	3	0.8
Iraq	10	0.9	5	1.4
Jordan	9	0.8	3	0.8

<b>Croatia</b>	<b>8</b>	<b>0.7</b>	<b>0</b>	<b>0.0</b>
<b>Germany</b>	<b>7</b>	<b>0.6</b>	<b>1</b>	<b>0.3</b>
<b>China</b>	<b>6</b>	<b>0.5</b>	<b>2</b>	<b>0.5</b>
<b>Russia</b>	<b>6</b>	<b>0.5</b>	<b>2</b>	<b>0.5</b>
<b>Sri Lanka</b>	<b>6</b>	<b>0.5</b>	<b>3</b>	<b>0.8</b>
<b>Georgia</b>	<b>6</b>	<b>0.5</b>	<b>1</b>	<b>0.3</b>
<b>Greece</b>	<b>6</b>	<b>0.5</b>	<b>2</b>	<b>0.5</b>
<b>Malaysia</b>	<b>6</b>	<b>0.5</b>	<b>2</b>	<b>0.5</b>
<b>Canada</b>	<b>5</b>	<b>0.4</b>	<b>1</b>	<b>0.3</b>
<b>Italy</b>	<b>4</b>	<b>0.3</b>	<b>1</b>	<b>0.3</b>
<b>Tunisia</b>	<b>4</b>	<b>0.3</b>	<b>1</b>	<b>0.3</b>
<b>Spain</b>	<b>4</b>	<b>0.3</b>	<b>1</b>	<b>0.3</b>
<b>Burkina Faso</b>	<b>3</b>	<b>0.3</b>	<b>1</b>	<b>0.3</b>
<b>Macedonia, the former Yugoslav Republic of</b>	<b>3</b>	<b>0.3</b>	<b>1</b>	<b>0.3</b>
<b>Palestine</b>	<b>2</b>	<b>0.2</b>	<b>1</b>	<b>0.3</b>
<b>The Netherlands</b>	<b>2</b>	<b>0.2</b>	<b>0</b>	<b>0.0</b>
<b>Portugal</b>	<b>2</b>	<b>0.2</b>	<b>1</b>	<b>0.3</b>
<b>Hong Kong</b>	<b>1</b>	<b>0.1</b>	<b>1</b>	<b>0.3</b>
<b>Maldives</b>	<b>1</b>	<b>0.1</b>	<b>1</b>	<b>0.3</b>
<b>unknown</b>	<b>1</b>	<b>0.1</b>	<b>0</b>	<b>0.0</b>
<b>Japan</b>	<b>1</b>	<b>0.1</b>	<b>0</b>	<b>0.0</b>
<b>Bosnia and Herzegovina</b>	<b>1</b>	<b>0.1</b>	<b>0</b>	<b>0.0</b>

<b>Bangladesh</b>	<b>1</b>	<b>0.1</b>	<b>0</b>	<b>0.0</b>
<b>Iceland</b>	<b>1</b>	<b>0.1</b>	<b>0</b>	<b>0.0</b>
<b>Total</b>	<b>1165</b>			

**Author counts for Europe, Middle East, Africa are shown both combined and separated into Europe and MEA.**

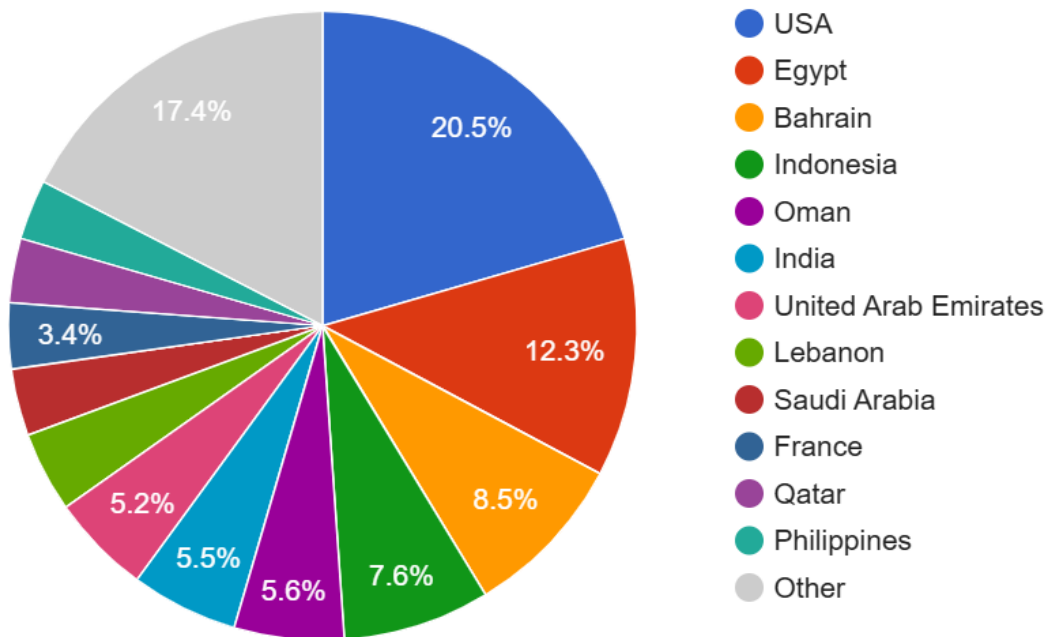
<b>Region</b>	<b>Authors</b>	<b>%</b>
<b>Europe, Middle East, Africa</b>	<b>672</b>	<b>57.7</b>
<b>Middle East and Africa</b>	<b>574</b>	<b>49.3</b>
<b>United States</b>	<b>269</b>	<b>23.1</b>
<b>Asia/Pacific</b>	<b>218</b>	<b>18.7</b>
<b>Europe</b>	<b>98</b>	<b>8.4</b>
<b>Canada</b>	<b>5</b>	<b>0.4</b>
<b>unknown</b>	<b>1</b>	<b>0.1</b>
<b>Latin America</b>	<b>0</b>	<b>0.0</b>

## Papers Authored by TPC Members

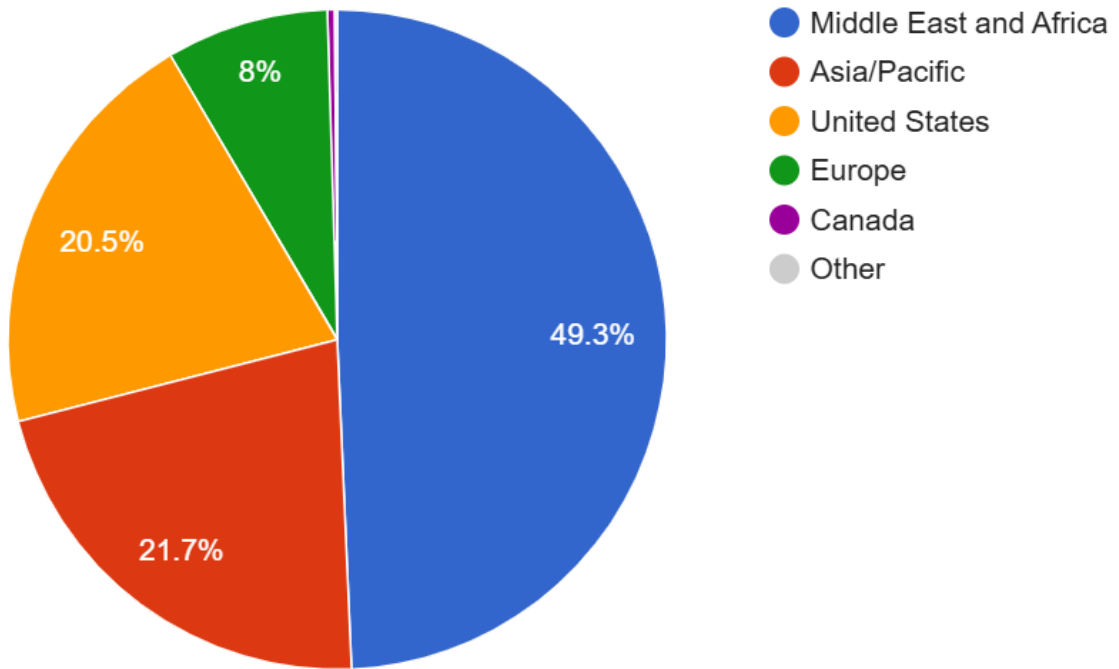
A paper is counted if any of the authors is a TPC member.

TPC role	Pending (no manuscript)	Withdrawn	Accepted	Rejected
chair	0	0	2	0
trackchair	0	0	3	0
member	0	0	145	24
reviewer	0	0	6	4

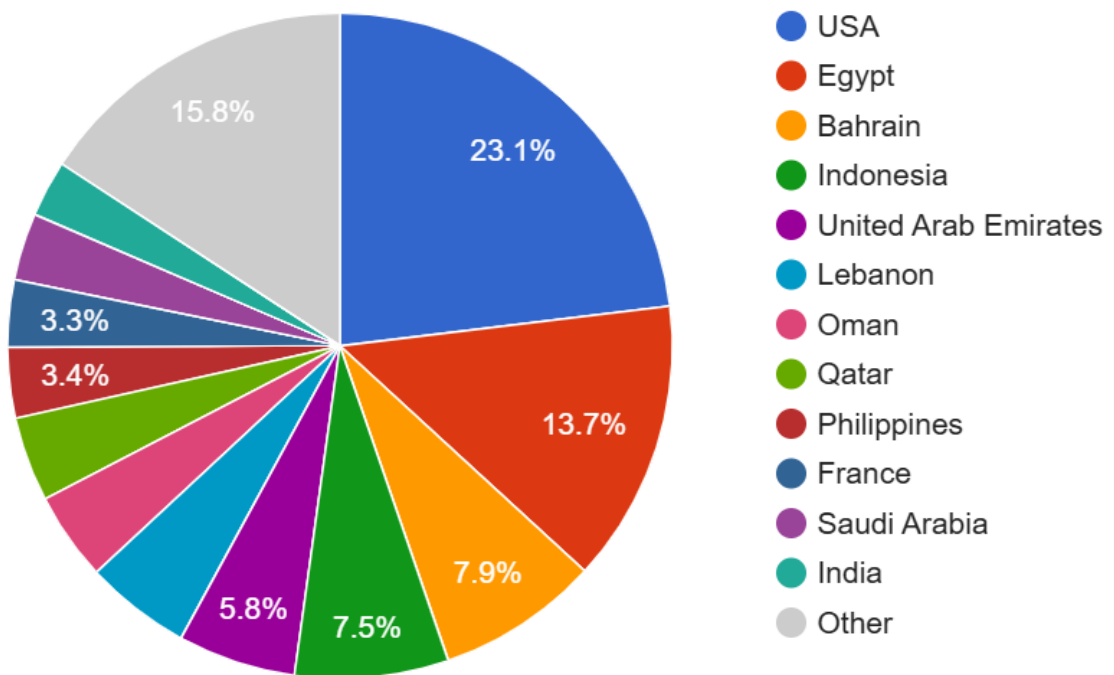
## Author distribution by country



### Regional distribution of authors



### Author distribution by country



**Regional distribution of authors**

