

FRIENDSHIP STAR

12" Square




Three colors needed


How-to Notes



Bisect square on
one diagonal

Fabric:

1		Fabric 1 Cut 4 squares 4 7/8" and bisect on one diagonal
2		Fabric 2 Cut 1 square 4 1/2" Cut 2 squares 4 7/8" and bisect on one diagonal
3		Fabric 3 Cut 2 squares 4 7/8" and bisect on one diagonal




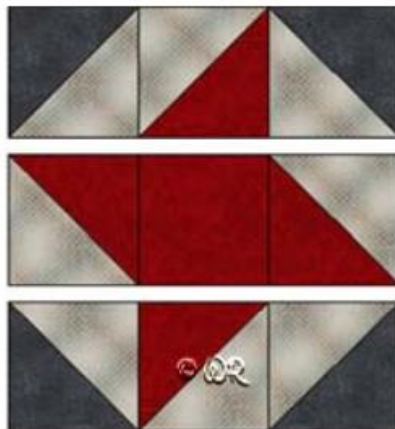

Technique:



Make 4



Make 4



Press and square to 12 1/2"