


APRIL 1, 2022

LED FIXTURES


**COMMERICAL, INDUSTRIAL
& UTILITY LIGHTING**

LED AREA LIGHTS
LED SPORTS LIGHTS
LED WALL PACKS
LED FLOOD LIGHTS
LED HIGH BAYS
LED LINEAR HIGH BAYS
ADJUSTABLE / LINEAR
RECESSED TROFFERS
ADJUSTABLE PANELS
LED WRAP LIGHTS
LED STRIP LIGHTS
LED VAPOR TIGHT LIGHTS
GARAGE & CANOPY LIGHTS
LED FLOOD LIGHTS
LED SOLAR LIGHTS
& MORE!


FIXTURE	CODE	WATTS/LUMENS	REPLACES	VOLTAGE	RATED LIFE	CRI	WARRANTY	
LED AREA LIGHTS								
	90140-60	60W, 8700 Lumens, 5K	250w MH	120/277V	150,000 hrs	>80	5 Year	
	90140-60	60W, 8700 Lumens, 5K	250w MH	480V	150,000 hrs	>80	5 Year	
	90140-100	100W, 13000 Lumens, 5K	250w PSMH	120/277V	150,000 hrs	>80	5 Year	
	90140-100	100W, 13000 Lumens, 5K	250w PSMH	480V	150,000 hrs	>80	5 Year	
	90140-150	150W, 21000 Lumens, 5K	400w MH	120/277V	150,000 hrs	>80	5 Year	
	90140-150	150W, 21000 Lumens, 5K	400w MH	480V	150,000 hrs	>80	5 Year	
	90140-200	200W, 27000 Lumens, 5K	400w PSMH	120/277V	150,000 hrs	>80	5 Year	
	90140-200	200W, 27000 Lumens, 5K	400w PSMH	480V	150,000 hrs	>80	5 Year	
	90140-300	300W, 39000 Lumens, 5K	1000w MH	120/277V	150,000 hrs	>80	5 Year	
	90140-300-48	300W, 39000 Lumens, 5K	1000w MH	480V	150,000 hrs	>80	5 Year	
	90140-400	400W, 50900 Lumens, 5K	1000w MH/HPS	120/277V	150,000 hrs	>80	5 Year	
	90140-400-48	400W, 50900 Lumens, 5K	1000w MH/HPS	480V	150,000 hrs	>80	5 Year	
	90178-450	450W, 60750 Lumens, 5K	950w-1000w MH/HPS	120/277V	50,000 hrs	>70	5 Year	
	90178-450-48	450W, 60750 Lumens, 5K	950w-1000w MH/HPS	480V	50,000 hrs	>70	5 Year	
	90199-100	100W, 15000 Lumens, 5K	250w PSMH	120/277V	50,000 hrs	>80	5 Year	
	90199-150	150W, 22500 Lumens, 5K	400w MH	120/277V	50,000 hrs	>80	5 Year	
LED SPORTS LIGHTS								
	90255-400	400W, 56800 Lumens, 5K	100w MH/HPS	120/277V	50,000 hrs	>80	5 Year	
	90255-600	600W, 84000 Lumens, 5K	1200w-1800w MH/HPS	120/277V	50,000 hrs	>80	5 Year	
ADJUSTABLE COLOR AND WATTAGE WALL PACKS								
	90290-A	30W, 45W, 60W, 70W 4200, 6100, 7800, 8900 LM 3K, 4K or 5K	250w MH	120/277V	50,000 hrs	>70	5 Year	
	90291-A	30W, 45W, 60W, 70W 4400, 5890, 7600, 8700 LM 3K, 4K, 5K	250w MH	120/277V	50,000 hrs	>70	5 Year	
	90292-A	30W, 50W, 60W, 70W 4300, 6800, 8000, 9000 LM 3K, 4K, 5K <i>*GLASS LENS</i>	250w MH	120/277V	50,000 hrs	>70	5 Year	
LED WALL PACKS								
	90194-45	45W, 6300 Lumens, 5K	175w MH	120/277V	50,000 hrs	>80	5 Year	
	90194-70	70W, 9400 Lumens, 5K <i>*Full Cut-off</i>	250w MH	120/277V	50,000 hrs	>80	5 Year	
	90250-45	45W, 4950 Lumens, 5K	175w MH	120/277V	50,000 hrs	>71	5 Year	
	90250-70	70W, 7750 Lumens, 5K	250w MH	120/277V	50,000 hrs	>71	5 Year	
	90250-100	100W, 13800 Lumens, 5K	250w PSMH	120/277V	50,000 hrs	>70	5 Year	
	90250-120	150W, 15800 Lumens, 5K <i>*Semi Cut-off & Plastic</i>	250w PSMH	120/277V	50,000 hrs	>70	5 Year	
	90151-41	41W, 5200 Lumens, 5K	100w-150w MH/HPS	120/277V	50,000 hrs	>71	5 Year	
	90151-100	100W, 13000 Lumens, 5K	300w-350w MH/HPS	120/277V	50,000 hrs	>71	5 Year	
	90151-120	120W, 16000 Lumens, 5K	350w-450w MH/HPS	120/277V	50,000 hrs	>71	5 Year	
	90151-150	150W, 19500 Lumens, 5K <i>*Plastic</i>	450w-600w MH/HPS	120/277V	50,000 hrs	>71	5 Year	

	90161-50	50W, 6500 Lumens, 5K	175w MH	120/277V	50,000 hrs	>80	5 Year	
	90161-70	70W, 9100 Lumens, 5K	250w MH	120/277V	50,000 hrs	>80	5 Year	
	90161-100	100W, 13500 Lumens, 5K <i>*Glass Lens</i>	250w PSMH	120/277V	50,000 hrs	>80	5 Year	
	90260-20	20W, 2600 Lumens, 5K	70w MH	120/277V	50,000 hrs	>80	5 Year	
	90260-45	45W, 5800 Lumens, 5K	175w MH	120/277V	50,000 hrs	>80	5 Year	
	90260-70	70W, 9100 Lumens, 5K	250w MH	120/277V	50,000 hrs	>80	5 Year	
	90260-100	100W, 13300 Lumens, 5K	250w PSMH	120/277V	50,000 hrs	>80	5 Year	
	90304-45	45W, 6700 Lumens, 5K	175w MH	120/277V	50,000 hrs	>70	5 Year	
	90304-70	70W, 9800 Lumens, 5K	250w MH	120/277V	50,000 hrs	>70	5 Year	
	90162-10	10W, 1450 Lumens, 5K	70w MH	120/277V	50,000 hrs	>80	5 Year	
	90162-15	15W, 2100 Lumens, 5K	70w MH	120/277V	50,000 hrs	>80	5 Year	
	90162-20	20W, 2420 Lumens, 5K <i>120v photocell</i>	70w MH	120/277V	50,000 hrs	>80	5 Year	

LED FLOOD LIGHT- WALL PACK


	90275-100	100W, 15300 Lumens, 5K	250w PSMH	120/277V	50,000 hrs	>80	5 Year	
	90275-150	150W, 21900 Lumens, 5K	400w MH	120/277V	50,000 hrs	>80	5 Year	
	90275-200	200W, 29700 Lumens, 5K	400w PSMH	120/277V	50,000 hrs	>80	5 Year	

LED HIGH BAYS - UFO



	90165-100	100W, 15000 Lumens, 5K	250w MH	120/277V	50,000 hrs	>80	5 Year		
	90165-150	150W, 21000 Lumens, 5K	400w MH	120/277V	50,000 hrs	>80	5 Year		
	90165-200	200W, 28000 Lumens, 5K	400w PSMH	120/277V	50,000 hrs	>80	5 Year		
	90165-240	240W, 31000 Lumens, 5K	400w PSMH	120/277V	50,000 hrs	>80	5 Year		
	90165-300	300W, 48500 Lumens, 5K	750w MH	120/277V	50,000 hrs	>80	5 Year		
	90165-300-48	300W, 48500 Lumens, 5K	750w MH	480V	50,000 hrs	>80	5 Year		
	90165-340	340W, 54300 Lumens, 5K	1000w MH/HPS	120/277V	50,000 hrs	>80	5 Year		
	90165-340-48	340W, 54300 Lumens, 5K	1000w MH/HPS	480V	50,000 hrs	>80	5 Year		

*480V options available upon request.


ADJUSTABLE COLOR/ WATTAGE LED LINEAR HIGH BAYS

	90283-130-T	130W, 17680 Lumens, 5K	400w MH	120/277V	50,000 hrs	>80	5 Year	
	90283-170-T	170W, 23100 Lumens, 5K	400w PSMH	120/277V	50,000 hrs	>80	5 Year	
	90283-255-T	255W, 34600 Lumens, 5K	400w PSMH	120/277V	50,000 hrs	>80	5 Year	
	90283-300-T	300W, 40800 Lumens, 5K	750w MH	120/277V	50,000 hrs	>80	5 Year	
	90283-400-T	400W, 54000 Lumens, 5K	1000w MH/HPS	120/277V	50,000 hrs	>80	5 Year	

LED LINEAR HIGH BAYS

	90283-85	2FT, 85W, 11500 Lumens, 5K	250w MH	120/277V	50,000 hrs	>80	5 Year	
	90283-130	2FT, 130W, 17600 Lumens, 5K	400w MH	120/277V	50,000 hrs	>80	5 Year	
	90283-170	2FT, 170W, 23100 Lumens, 5K	400w PSMH	120/277V	50,000 hrs	>80	5 Year	
	90283-220	2FT, 220W, 29700 Lumens, 5K	400w PSMH	120/277V	50,000 hrs	>80	5 Year	
	90284-255	4FT, 255W, 34600 Lumens, 5K	400w PSMH	120/277V	50,000 hrs	>80	5 Year	
	90284-300	4FT, 300W, 40000 Lumens, 5K <i>*GEN Series</i>	750w MH	120/277V	50,000 hrs	>80	5 Year	

ADJUSTABLE COLOR/ WATTAGE TROFFER



	90231-22	2X2 FT Panels 20W, 25W and 30W 35K, 4K and 5K		120/277V	50,000 hrs	>80	5 Year	
	90231-24	2X4 FT Panels 34W, 38W and 45W 35K, 4K and 5K		120/277V	50,000 hrs	>80	5 Year	

* Motion Sensors available for purchase. Call for pricing.

Ph: 972-624-5000 | Fax: 972-624-5800

www.lightingandpowertech.com


ADJUSTABLE BACK LIT LED PANELS

	JEGFI EGATE	G'G'OVÁÚag Á^ 25W, 30W, 40W G'G' ÁT B^H G'G'ET B^H I e'e'ET Á H e'e'SÁ e'e'SÁ e'e'S		FOGÉ I X	i e'e'e'e'Á	>1 €	i Á^Ág	
	JEGFI EGÁ EE	G'YI ÁOVÁÚag Á^ HEY B^ ey B^ ey H G'G'ET B^H I e'e'ET B^H I e'e'ET H e'e'SÁ e'e'SÁ e'e'S		FOGÉ I X	i e'e'e'e'Á	>80	i Á^Ág	
	90218-36	2X2 FT Panels 36W, 4700 Lumens 4K or 5K	100w MH	120/277V	50,000 hrs	>80	5 Year	
	90218-48	2X4 FT Panels 48W, 6300 Lumens, 4K or 5K	175w MH	120/277V	50,000 hrs	>80	5 Year	



MOUNTING ACCESSORIES FOR PANEL LIGHTS

	90218-MK2	2X2 Surface Mounted Kits					5 Year	
	90218-MK4	2X4 Surface Mounted Kits					5 Year	


LED WRAP LIGHTS

	90286-T	4FT, 30W, 35W, 40W 4110 LM, 4690 LM, 5240 LM 3500K, 4000K, 5000K *Tunable	100w MH	120/277V	50,000 hrs	>80	5 Year	
--	---------	---	---------	----------	------------	-----	--------	--




LED STRIP LIGHTS

	90285-2-T	2FT, 24W/30W/35W 2877 LM, 3839 LM, 4228 LM 3500K, 4000K, 5000K	100w MH	120/277V	50,000 hrs	>80	5 Year	
	90285-4-T	4FT, 40W 5200 LM 3000K, 4000K, 5000K *Tunable	175w MH	120/277V	50,000 hrs	>80	5 Year	
	90285-40-4K	4FT, 40W, 5200 Lumens, 4K	175w MH	120/277V	50,000 hrs	>80	5 Year	
	90285-40-5K	4FT, 40W, 5200 Lumens, 5K	175w MH	120/277V	50,000 hrs	>80	5 Year	
	90285-64-4K	8FT, 64W, 8300 Lumens, 4K	250w MH	120/277V	50,000 hrs	>80	5 Year	
	90285-64-5K	8FT, 64W, 8300 Lumens, 5K	250w MH	120/277V	50,000 hrs	>80	5 Year	

LED VAPOR TIGHT FIXTURE LIGHTS



	90280-25	2FT, 25W, 3400 Lumens, 5K	70w MH	120/277V	50,000 hrs	>80	5 Year	
	90280-45	4FT, 45W, 6100 Lumens, 5K	175w MH	120/277V	50,000 hrs	>80	5 Year	

LED SLIM & GAS STATION CANOPY LIGHTS




	90160-45	45W, 6075 Lumens, 5K	175w MH	120/277V	50,000 hrs	>70	5 Year	
	90160-65	65W, 8770 Lumens, 5K	250w MH	120/277V	50,000 hrs	>70	5 Year	
	90192-55	55W, 6000 Lumens, 5K	100w-150w MH/HPS	120/277V	50,000 hrs	>70	5 Year	
	90195-95	95W, 11800 Lumens, 5K	250w MH	120/277V	50,000 hrs	>80	5 Year	
	90195-120	120W, 16000 Lumens, 5K	400w MH	120/277V	50,000 hrs	>80	5 Year	

* Motion Sensors available for purchase. Call for pricing.




Ph: 972-624-5000 | Fax: 972-624-5800
www.lightingandpowertech.com

	90179-150	150W, 16500 Lumens, 5K	300w-350w MH/HPS	120/277V	50,000 hrs	>80	5 Year	
	90195-150 90195-200	150W, 21200 Lumens, 5K 200W, 28300 Lumens, 5K	300w-350w MH/HPS 400w PSMH	120/277V 120/277V	50,000 hrs 50,000 hrs	70 70	5 Year 5 Year	


LED GARAGE CANOPY LIGHTS

	90193-40-5K 90193-60-5K	40W, 5800 Lumens, 5K 60W, 7600 Lumens, 5K <i>*Available in White</i>	175w MH 250w MH	120/277V 120/277V	50,000 hrs 50,000 hrs	70 70	5 Year 5 Year	
	90197-45 90197-70	45W, 6075 Lumens, 5K 70W, 8600 Lumens, 5K	175w MH 250w MH	120/277V 120/277V	50,000 hrs 50,000 hrs	>80 >80	5 Year 5 Year	
	90401-45 90401-70 90401-90	45W, 6300 Lumens, 5K 70W, 9800 Lumens, 5K 90W, 12600 Lumens, 5K	175w MH 250w MH 250w PSMH	120/277V 120/277V 120/277V	50,000 hrs 50,000 hrs 50,000 hrs	>70 >70 >70	5 Year 5 Year 5 Year	


LED FLOOD LIGHTS

	90184-30 90184-50	30W, 3900 Lumens, 5K 50W, 6500 Lumens, 5K	60w-100w MH/HPS 100w-150w MH/HPS	120/277V 120/277V	50,000 hrs 50,000 hrs	>80 >80	5 Year 5 Year	
	90164-45 90164-70	45W, 5400 Lumens, 5K 70W, 8400 Lumens, 5K	50w MH 250w MH	120/277V 120/277V	50,000 hrs 50,000 hrs	>80 >80	5 Year 5 Year	
	JEGH4EE JEGH4FI € JEGH4CE	FEeW4HEeC4S (^)•4S FI ey 4SJI e4S (^)•4S CEeY 4S3 e4S (^)•4S	FEeW4HEeW4P P4U0 HEeW4I eW4P P4U0 II eW4I eW4P P4U0	FCeB4I X FCeB4I X FCeB4I X	i e4e44• i e4e44• i e4e44•	N G N G N G	i 4^4ab i 4^4ab i 4^4ab	


LED SOLAR LIGHTS

	JFFI 4EE € JFFI 4EE €	i ey 4S e4e4S (^)•4S i ey 4S e4e4S (^)•4S		FGK4G444 FGK4E444				i 4^4ab i 4^4ab	
---	--------------------------	--	--	----------------------	--	--	--	--------------------	--




LED DUSK TO DAWN

	JEFJFB5 JEFJFI	45Y 4S3004S (^)•4S ii Y 4S e4e4S (^)•4S <i>*Dark Bronze & Silver Gray *Includes Twist Lock Photo Sensor</i>	50w T P i ew4I i , 4 P	FCeB4I X FCeB4I X	i e4e44• i e4e44•	i € i €	i 4^4ab i 4^4ab	
---	-------------------	---	---------------------------	----------------------	----------------------	------------	--------------------	--

LED BOLLARD LIGHTS


	JEG I 4E	4Y 4S444S (^)•4S	i € 4U4T P	FCeB4I X	i e4e44•	>I €	i 4^4ab	
---	----------	--------------------	------------	----------	----------	------	---------	--

LED POST TOP LIGHTS


	90219-40 90219-60 90219-100 90219-150	40W, 5200 Lumens, 5K 60W, 6500 Lumens, 5K 100W, 13000 Lumens, 5K 150W, 13000 Lumens, 5K	80w-120w MH/HPS 120w-200w MH/HPS 200w-300w MH/HPS 300w-450w MH/HPS	120/277V 120/277V 120/277V 120/277V	50,000 hrs 50,000 hrs 50,000 hrs 50,000 hrs	>80 >80 >80 >80	5 Year 5 Year 5 Year 5 Year	
	90271-60 90271-100	60W, 8000 Lumens, 5K 100W, 13200 Lumens, 5K	120w-200w MH/HPS 200w-300w MH/HPS	120/277V 120/277V	50,000 hrs 50,000 hrs	>70 >70	5 Year 5 Year	
	90272-60	60W, 8500 Lumens, 5K <i>*Square</i>	120w-200w MH/HPS	120/277V	50,000 hrs	>70	5 Year	

* Motion Sensors available for purchase. Call for pricing.


Ph: 972-624-5000 | Fax: 972-624-5800
www.lightingandpowertech.com

	90257-100 90257-150	100W, 13200 Lumens, 5K 150W, 19900 Lumens, 5K	200w-300w MH/HPS 300w-50w MH/HPS	120/277V 120/277V	50,000 hrs 50,000 hrs	>80 >80	5 Year 5 Year	
---	------------------------	--	-------------------------------------	----------------------	--------------------------	------------	------------------	--


MOGUL BASED LED RETROFIT KITS

	90176-150	150W, 17500 Lumens, 5K	4400w MH	120/277V	50,000 hrs	>80	5 Year	
---	-----------	------------------------	----------	----------	------------	-----	--------	--


LED RECESSED RETROFIT KITS

	80702A 80702B	15W, 1100 Lumens, 4000K *Dimmable 15W, 1100 Lumens, 3000K *Dimmable	75w Incandescent 75w Incandescent	120/277V 120/277V	30,000 hrs 30,000 hrs		5 Year 5 Year	
---	------------------	--	--------------------------------------	----------------------	--------------------------	--	------------------	--


EMERGENCY EXIT SIGNS

	E-90300-37 E-90301-7 E-90302-12 E-90303-82	Power: 4W max Output: 1W max Power: 3.5W max Output: 3W Power: 2W max Output: 2.4W Power: 3.5W Output: 4W		120/277V 120/277V 120/277V 120/277V	Discharge Time: 90 minutes 90 minutes 90 minutes 90 minutes		5 Year 5 Year 5 Year 5 Year	
---	---	--	--	--	---	--	--------------------------------------	--







EMERGENCY DRIVERS

	90149-8 90149-15 90149-20 90149-30	WATTS 8W 15W 20W 30W	INPUT 100-277V 100-277V 100-277V 100-347VAC	OUTPUT Ma 95V 25-48V 25-48V 120-180 Vdc		5 Year 5 Year 5 Year 5 Year	
---	---	---	--	--	--	--------------------------------------	--




























































480/347V-277V STEP DOWN TRANSFORMERS

	ie1 ie1	WATTS F15Y H15Y	INPUT 110-277V 110-277V	OUTPUT 110-277V 110-277V		5 Year 5 Year	
--	------------	------------------------------	--------------------------------------	---------------------------------------	--	------------------	--

FIXTURE REPAINTING COST AND ACCESSORIES

LED AREA LIGHT	FIXTURE	PRICE	FIXTURE REPAINTING COST	MOUNTING ACCESSORY REPAINTING COST	* MOTION SENSOR
60W LED SHOEBOX LIGHT AC 120-277V					
100W LED SHOEBOX LIGHT AC 120-277V					
150W LED SHOEBOX LIGHT AC 120-277V					
200W LED SHOEBOX LIGHT AC 120-277V					
300W LED SHOEBOX LIGHT AC 120-277V					
400W LED SHOEBOX LIGHT AC 120-277V					

* Motion Sensor pricing includes installation.

FIXTURE	CODE	MOUNTING	FIXTURE	CODE	MOUNTING
	90140-SLP10	*10FT Steel 4" Square Light Pole		90140-THT	120 Triple Horizontal Tenon Adaptor
	90140-SLP15	*15FT Steel 4" Square Light Pole		90140-WM90T	90 Wall Mount Bracket with 2-3/8" O.D. Tenon
	90140-SLP20	*20FT Steel 4" Square Light Pole		90140-DWMB	180 Double Wall Mount Bracket
	90140-SLP25	*25FT Steel 4" Square Light Pole		90140-QHTA	90 Quad Horizontal Tenon Adaptor
	90140-SLP30	*30FT Steel 5" Square Light Pole		90140-SF	Slip Fitter
	90140-SLPA20	*20FT Aluminum 4" Square Light Pole		90140-PCA	Photocell Adaptor
	90140-SLPA25	*25FT Aluminum 5" Square Light Pole		90140-PC	Photocell
	90140-RLP10	*10FT Steel 3" Round Light Pole		90140-PCWC	Photocell for Wall Packs and Canopy Fixtures
	90140-RLP15	*15FT Steel 4" Round Light Pole		90140-A	Arm Mount
	90140-RLP20	*20FT Steel 4" Round Light Pole		90140-SFA	Slip Fitter Adaptor
	90140-RLP25	*25FT Steel 4" Round Light Pole		90140-T	Trunnion
	90140-RLP30	*30FT Steel 5" Round Light Pole		90140-RB	Round Bar Adaptor
	90140-RLPA15	*15FT Aluminum 4" Round Light Pole		90140-RBA	Round Bar Adaptor (Arm Mount)
	90140-RLPA20	*20FT Aluminum 4" Round Light Pole		90140-RTA3	Round Tenon Adaptor 3"
	90140-RLPA25	*25FT Aluminum 4" Round Light Pole		90140-RTA4	Round Tenon Adaptor 4"
	90140-BMS	Base Mounting Screw		90140-ST4	Square Tenon Adaptor 4"
	90140-RBC3	3" Round Base Cover		90140-ST5	Square Tenon Adaptor 5"
	90140-RBC4	4" Round Base Cover		90140-RPT	Round Post Top Adaptor
	90140-RBC5	5" Round Base Cover		90140-RPTS	Round Post Top Adaptor-S
	90140-SPP	Screw Positioning Plate		90140-TSB90	Twin Spoke Bracket 90 Arms
	90140-SPPS	Screw Positioning Plate for Steel Square Light Pole		90140-TSB180	Twin Spoke Bracket 180 Arms
	90140-SBC4	4" Square Base Cover		90140-QSB90	Quad Spoke Bracket 90 Arms
	90140-SBC5	5" Square Base Cover		90140-TSB120	Triple Spoke Bracket 120 Arms
	90140-RSLP4	Rainproof Cover 4" Square Light Pole		90140-TB180	180 Triple Bullhorn
	90140-RSLP5	Rainproof Cover 5" Square Light Pole		90140-DB180	180 Double Bullhorn
	90140-BH2	Low Profile Bullhorn with 2 Tenons		90140-QB90	90 Quad Bullhorn
	90140-BH3	Low Profile Bullhorn with 3 Tenons		90275-FSM	Flood Light Slip Fitter Mount
	90140-SSB	Single Spoke Bracket		90275-FA	Flood Light Arm Mount
	90140-WM90	Wall Mount 90 Bracket		90275-FT	Flood Light Trunnion
	90140-DHT	180 Double Horizontal Tenon Adaptor			

* These poles include installation set



TERMS AND CONDITIONS

WARRANTY

Standard four (4) year factory replacement warranty on all Magnetic High Intensity Discharge Ballasts and five (5) year warranty on Electronic Fluorescent and LED Drivers. Standard (10) year warranty on LED Die-Cast Fixture housing. This warranty is designated a "Limited Warranty" pursuant to Section 103(a) of the Federal Consumers Product Warranties Act. Defective Ballasts/LED Drivers are to be shipped, with RGA number, to Dallas, Texas at purchaser's expense. Replacement ballasts will be shipped freight free.

TERMS

Companies with approved credit: Thirty (30) days net from date of invoice.

ORDERS

Orders must include a valid WATRAN/ DELTEK five digit code, total quantities and price per unit.

FREIGHT

Freight will be allowed on \$750.00 for Ballasts/LED Drivers to all points in the U.S.A. excluding Hawaii and Alaska. LED Fixtures are \$1,500.00 F/F. Poles FOB Dallas. Freight is not included with Poles.

DAMAGE/ DEFECTIVE PRODUCT

Any claims for loss and damage have to be filed by the customer against the carrier. Consignment copies signed by the carrier acknowledging such loss or damage must be submitted to LIGHTING AND POWER TECHNOLOGIES.

DROP SHIPMENTS

Drop shipments to other than customer's address of business will be allowed. If shipment destination is further than originating customer's premises, any extra freight charge will be customer's responsibility.

CLAIMS

Claims for inaccurate filling of orders must be submitted no later than two (2) days after receipt of shipment and needs to be made directly to LIGHTING AND POWER TECHNOLOGIES. Copy of the invoice or packing list must be enclosed with the claim form.

RETURNS

Customer will have to request a Return Goods Authorization (RGA), returned goods will only be accepted against an RGA number. Any item returned for credit or replacement will be subject to a 15% restocking fee if the error is not ours. DELTEK/WATRAN Ballasts/LED Drivers must be returned freight prepaid. All returns must be returned within sixty (60) days of delivery or RGA will be canceled and customer will be responsible for payment.

PRICES

Prices are net 30 and subject to price increase without notice. All items are subject to a price change, should import tariffs increase.

FIXTURE COLOR CHANGES

Additional charge of \$30.00 for changing current bronze fixture colors. Color changes will be high pressure spray painted, not powder coated. Modifications to fixtures will be nonreturnable and nonrefundable.

POLE COLOR CHANGES

Refer to Poles and Mounting Accessories page for pricing. Color changes will be powder coated. Modifications to poles will be nonreturnable and nonrefundable.

10FT POLES
\$100 per pole

15FT POLES
\$120 per pole

20FT POLES
\$150 per pole

25FT POLES
\$180 per pole

30FT POLES
\$200 per pole