

Together @ Home

Here are some activities you could do together as a family, begin with the story and then do as many or as few as you like, in any order.



Bible Passage

Today we will be exploring together, the story of Moses and the Glory of God.

You can find it in your Bible in:
Exodus 33 v 12–23

Read the story together – choose a Bible translation or children's story version which best suits your group.



A prayer to say together

Dear God,
Thank you for the story Moses experiencing your Glory. Thank you that you love us and want us to experience your presence too. Today we echo the prayer of Moses 'show me your glory' and ask that you help us to learn about and experience more of you.

Thank you that we can feel your presence today through our helper the Holy Spirit. Help us to be carriers of your presence sharing your love with those we meet.

We pray that people who meet us would learn more about you and your love from our words and actions.
Amen.

Discussion

A question for adults to ask children

What do you think God's glory looks like?

The word glory is defined as 'magnificence' or 'great beauty'! What is the most beautiful or magnificent thing you have ever seen? Perhaps it was a work of art, a stunning sunset or an incredible view. How much more amazing must the glory of God who created everything be?

What do you think the presence of God is?

Moses said that he did not want to go anywhere without the presence of God. Presence is when we feel something near us. We can know that God is with us wherever we go because we carry our helper the Holy Spirit in our hearts. We can feel the presence of God with us and carry God's presence for others to experience too!

A question for children to ask adults

Can you think of a time in your life when you felt closest to God?

Family Activity 1

Get creative and create some art work together – what is the most "glorious" picture you can make?
Why not use one of these ideas:



- Create a picture of what you think God might look like? Share your ideas and then try to recreate it on paper or using any art materials you like.
- Create a picture of something glorious from God's creation – a sunrise, sunset or stunning view. Why not use natural materials as part of a collage?
- Create the shiniest and brightest picture you can – you could use recycled materials and packaging like foil to get extra shine!



A verse to remember

Psalm 96 v 3

Tell the nations of his glory; tell all peoples the miracles he does.

Try to learn this verse together, you could come up with some actions to help you remember it or decorate the verse on a piece of paper or card together and put it up somewhere to remind you of it through the week.



Active Prayer

In **Exodus 34 v 29–35** we read about when Moses went back down the mountain. His face shone with the glory of God and nobody could look at Moses without seeing something of God!

We can be carriers and radiators of God's glory in the world too, sharing the love and presence of God with others.

How many light sources can you find in your own home? How many radiators?

Travel from room to room and for each light source pray for one person you know who you would like to share God's love with. For each radiator pray for somebody in your group that they would be a radiator of God's love among their friends.



Science Fact: Even though they are called 'radiators' a radiator does not radiate heat! Radiators heat the air around them and this warm air spreads through the room by convection!

Family Activity 2

You will need: Scarves, a timer

Moses said to God he did not want to leave unless God went with him! Have a family three-legged race. Use a scarf to tie two people together by the ankle, then make them complete the course. If you have space, have a race across a room or garden. If you have an odd number of people in your family, you can take it in turns and time how long each pair takes.

If you have limited space, why not set yourself a challenge of an activity of route around the house to complete whilst connected together.




Waiting in God's Presence

Just like Moses we can experience God's presence with us. Spend some time as a family just waiting in God's presence.

Younger children might find it easier to concentrate if they first create a comfortable space to wait in using cushions and blankets. Give them time to settle and do not worry if they fidget or move around lots.

You might like to put on some gentle worship music or light a candle to create a restful space.


Pray and invite God to be with you as you wait and listen. Afterwards you could spend time as a family sharing how you felt and whether you heard anything from God.



A colouring page you could print and colour together

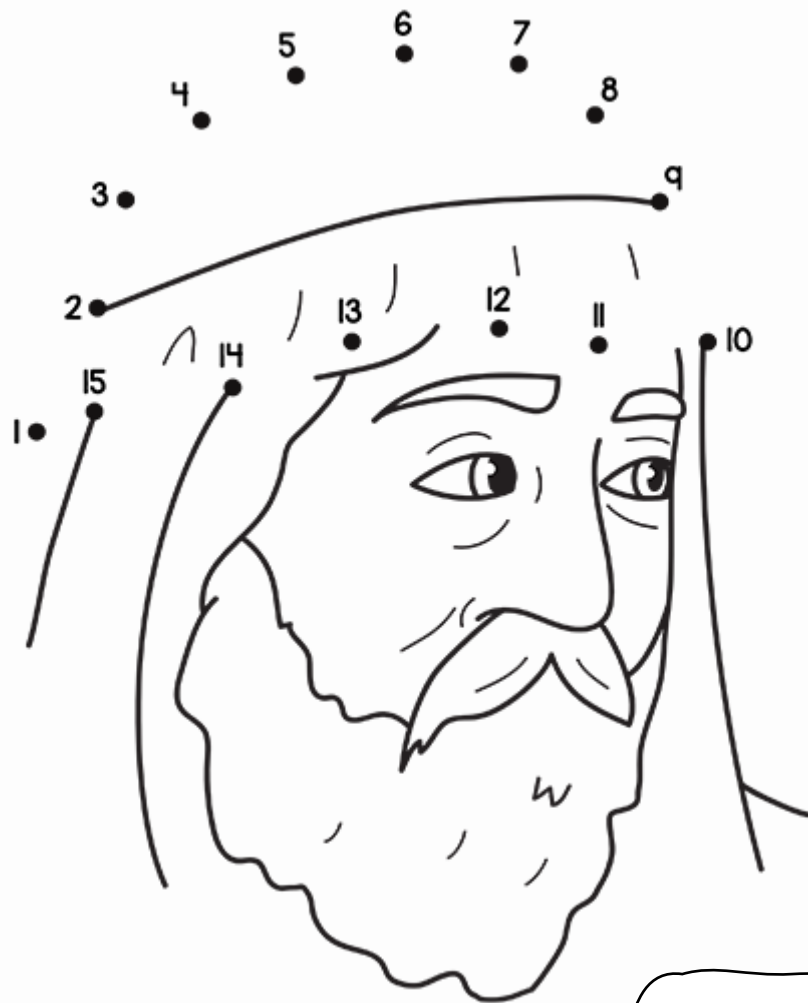
Psalm 96 v 3

Tell the nations of his glory;



tell all peoples the miracles
he does.

PUZZLE SHEET



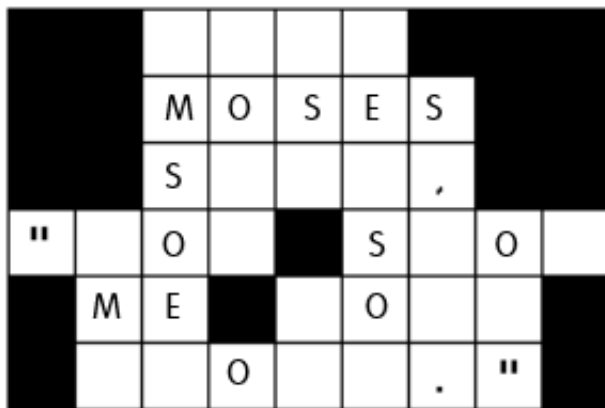
Join the dots to complete this picture of Moses.

When Moses came back down the Mountain his face was shining with God's glory so brightly that nobody could look at him.

What do you think that looked like?

Can you add colour, collage or drawing to the picture of Moses to show what it might have been like?

Moses dot to dot by Bible Pathway Adventures – find more free resources at www.biblepathwayadventures.com



The letters have all fallen from the grid! Can you put them back to reveal something that Moses said?

To help we have put all the letters from Moses' name into the grid!

~~O~~ ~~E~~
L W Y D
~~S~~ ~~H~~ ~~E~~ ~~S~~
~~M~~ ~~T~~ ~~A~~ ~~S~~ ~~N~~ ~~S~~
~~G~~ ~~M~~ ~~O~~ ~~R~~ ~~Y~~ ~~H~~ ~~O~~
~~N~~ ~~E~~ ~~O~~ ~~I~~ ~~O~~ ~~U~~ ~~R~~ ~~W~~

God told Moses he would go with him because he knew something about him.

Colour in all the shapes with a dot in them to reveal what it was!

