

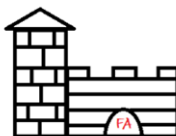
# INSTRUCTION MANUAL FOR

## FLORO ARMAMENTS

PPSH-41S

SEMI-AUTOMATIC

7.62X25 RIFLE



Please email [ARM@floroarmaments.com](mailto:ARM@floroarmaments.com) or visit [www.floroarmaments.com](http://www.floroarmaments.com) for more information.

This instruction manual should always accompany this firearm and be transferred with it upon change of ownership or when the firearm is loaded or presented to another person.

## **Specifications**

TYPE semi-automatic rifle

ACTION closed bolt semi-automatic

BARREL LENGTH 16+inch

CARTRIDGE 7.62 x 25

MODEL PPSH-41S

PPSH-41 HISTORICAL NOTE:

The ppsh-41 was designed by Georgy Shpagin and adopted into service by the Soviet Union in 1941. The ppsh-41 was used by various countries including the Soviet Union, Poland, North Vietnam, China, Hungary, and Bulgaria.

Existing as one of the many now collectable WW2 firearms the ppsh-41 has a special place in modern media and television; the rifle can be difficult to acquire in the United States for those interested in possessing one.

Floro armaments has manufactured this historical firearm to shoot semi-automatic from a closed bolt position. The safety is located on the bolt handle. The receiver is welded from original Russian / Soviet PPSH 41 receiver parts and the stock will be reproduction if original stocks are unavailable at time of manufacture.

## State-By-State Warnings

Certain states require by law that their own specified warning notices in larger-than-normal type be conspicuously included by the manufacturer, distributor or retailer with firearms sold in that state. Floro Armaments sells its products in compliance with applicable laws and regulations. Because our products may be sold in these states, we include the following:

California: WARNING "Children are attracted to and can operate firearms that can cause severe injuries or death. Prevent child access by always keeping guns locked away and unloaded when not in use. If you keep a loaded firearm where a child obtains and improperly uses it, you may be fined or sent to prison."

Connecticut: "UNLAWFUL STORAGE OF A LOADED FIREARM MAY RESULT IN IMPRISONMENT OR FINE."

Florida: "IT IS UNLAWFUL, AND PUNISHABLE BY IMPRISONMENT AND FINE, FOR ANY ADULT TO STORE OR LEAVE A FIREARM IN ANY PLACE WITHIN THE REACH OR EASY ACCESS OF A MINOR UNDER 18 YEARS OF AGE OR TO KNOWINGLY SELL OR OTHERWISE TRANSFER OWNERSHIP OR POSSESSION OF A FIREARM TO A MINOR OR A PERSON OF UNSOUND MIND."

Maine: "ENDANGERING THE WELFARE OF A CHILD IS A CRIME. IF YOU LEAVE A FIREARM AND AMMUNITION WITHIN EASY ACCESS OF A CHILD, YOU MAY BE SUBJECT TO FINE, IMPRISONMENT OR BOTH. KEEP FIREARMS AND AMMUNITION SEPARATE. KEEP FIREARMS AND AMMUNITION LOCKED UP. USE TRIGGER LOCKS."

Maryland: "WARNING: Children can operate firearms which may cause death or serious injury. It is a crime to store or leave a loaded firearm in any location

where an individual knew or should have known that an unsupervised minor would gain access to the firearm. Store your firearm responsibly!"

Massachusetts: "WARNING FROM THE MASSACHUSETTS ATTORNEY GENERAL: This handgun is not equipped with a device that fully blocks use by unauthorized users. More than 200,000 firearms like this one are stolen from their owners every year in the United States. In addition, there are more than a thousand suicides each year by younger children and teenagers who get access to firearms. Hundreds more die from accidental discharge. It is likely that many more children sustain serious wounds, or inflict such wounds accidentally on others. In order to limit the chance of such misuse, it is imperative that you keep this weapon locked in a secure place and take other steps necessary to limit the possibility of theft or accident. Failure to take

reasonable preventive steps may result in innocent lives being lost, and in some circumstances may result in your liability for these deaths." "IT IS UNLAWFUL TO STORE OR KEEP A FIREARM, RIFLE, SHOTGUN OR MACHINE GUN IN ANY PLACE UNLESS THAT WEAPON IS EQUIPPED WITH A TAMPER-RESISTANT SAFETY DEVICE OR IS STORED OR KEPT IN A SECURELY LOCKED CONTAINER."

New Jersey: "IT IS A CRIMINAL OFFENSE TO LEAVE A LOADED FIREARM WITHIN EASY ACCESS OF A MINOR."

New York: "THE USE OF A LOCKING DEVICE OR SAFETY LOCK IS ONLY ONE ASPECT OF RESPONSIBLE FIREARM STORAGE. FOR INCREASED SAFETY FIREARMS SHOULD BE STORED UNLOADED AND LOCKED IN A LOCATION THAT IS BOTH SEPARATE FROM THEIR AMMUNITION AND INACCESSIBLE TO CHILDREN AND OTHER UNAUTHORIZED PERSONS."

North Carolina: "IT IS UNLAWFUL TO STORE OR LEAVE A FIREARM THAT CAN BE DISCHARGED IN A MANNER THAT A REASONABLE PERSON SHOULD KNOW IS ACCESSIBLE TO A MINOR."

Texas: "IT IS UNLAWFUL TO STORE, TRANSPORT, OR ABANDON AN UNSECURED FIREARM IN A PLACE WHERE CHILDREN ARE LIKELY TO BE AND CAN OBTAIN ACCESS TO THE FIREARM.

"Wisconsin: "IF YOU LEAVE A LOADED FIREARM WITHIN THE REACH OR EASY ACCESS OF A CHILD YOU MAY BE FINED OR IMPRISONED OR BOTH IF THE CHILD IMPROPERLY DISCHARGES, POSSESSES, OR EXHIBITS THE FIREARM."

Please check with your licensed retailer or state police for additional warnings, which may be required by local law or regulation, such regulations change constantly, and local authorities are in the best position to advise you on such legal matters.

## **Firearm safety = your responsibility**

Safety must be the first and constant consideration of every person who handles firearms and ammunition.

This Instruction Manual is designed to assist you in learning how to use and care for your PPSH-41S properly. Please contact Floro Armaments if you have any questions.


Only when you are certain you fully understand the Manual and can properly carry out its instructions should you practice loading, unloading, etc. with live ammunition. If you have any doubts about your ability to handle or use a particular type of gun safely, you should seek supervised instruction. Such personalized instruction is often available from gun dealers, gun clubs or police departments.

The person possessing a gun has a full-time job. You cannot guess; you cannot forget. You must know how to use your firearm safely. Do not use any firearm without having a complete understanding of its particular characteristics and safe use. Remember: There is no such thing as a foolproof gun.



## GENERAL INFORMATION AND MECHANICAL CHARACTERISTICS

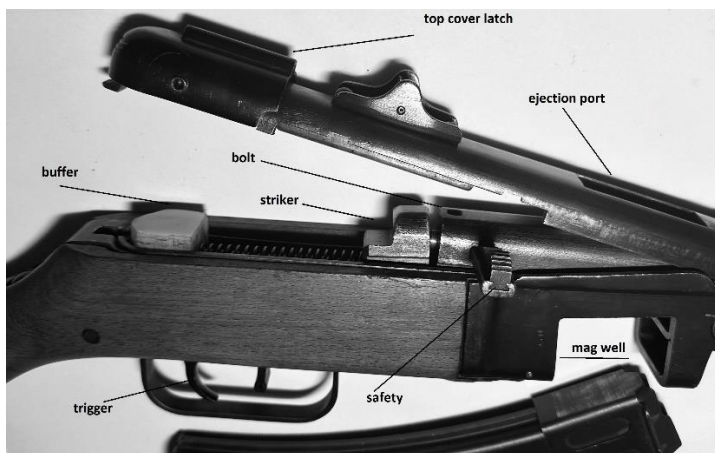
The PPSH-41S is a semi-automatic, magazine-fed, recoil-operated rifle chambered for the 7.62 x 25 cartridge. The following are features with which PPSH-41S users should be thoroughly familiar:



The image above shows the PPSH-41S bolt/striker assembly.

The bolt (upper left) contains the safety on the charging/cocking handle, striker and striker spring (right side image), firing pin, firing pin spring, firing pin retainer, firing pin retainer set screw (center). Under no circumstances should the action of the firearm be opened while the striker is at the rear locked position. Doing so can result in unintended firing of the rifle or unintentional release of the striker, which may result in injury or death.

## Identifying parts on the PPSH-41S.



Discharging firearms in poorly ventilated areas, cleaning firearms, or handling ammunition may result in exposure to lead and other substances known to the state of California to cause birth defects, reproductive harm, and other serious physical injury. Have adequate ventilation at all times. Wash hands thoroughly after exposure.

**SHOOTING OR CLEANING GUNS MAY EXPOSE YOU TO LEAD.**

The PPSH-41S rifles are chambered for 7.62x25 cartridges. Do not attempt to load any other cartridges into the magazine or chamber of the rifle.

The rifles are compatible with standard factory ammunition loaded to U.S. SAAMI or international CIP Standards.

AMMUNITION (CARTRIDGES) NOTICE  
WE SPECIFICALLY DISCLAIM RESPONSIBILITY FOR ANY MALFUNCTION, DAMAGE OR INJURY WHATSOEVER OCCURRING IN CONNECTION WITH, OR AS A RESULT OF THE USE IN FLORO ARMAMENTS FIREARMS OF FAULTY, NON-STANDARD, "REMANUFACTURED", HAND-LOADED (RELOADED) AMMUNITION OR OF CARTRIDGES OTHER THAN THOSE FOR WHICH THE FIREARM WAS ORIGINALLY CHAMBERED.

Use of improper ammunition may result in damage to the firearm, injury, or death.

Do not operate firearms without proper personal protective equipment including but not limited to safety glasses, and hearing protection rated for use with firearms.

To operate the PPSH-41S load correct ammunition forward facing in the magazine, with the firearm pointed in a safe direction, load magazine into rifle, pull bolt to rear of rifle until striker catches (take note the safety must be disengaged to actuate bolt) release bolt forward to load round in chamber.

Safety actuation in rearward position if applicable will prevent firearm from firing as bolt is locked to rear of rifle. Firearms can be

discharged when being dropped from any and all states.

Safety actuation in forward position will lock the bolt in position preventing a round from being loaded into the chamber, however if a round has previously been loaded into the chamber safety actuation will not prevent chambered round from being fired with pull of trigger. The correct procedure for engaging safety is to-

- 1: remove magazine,
- 2: operate bolt ensuring no round is chambered,
- 3: engage safety.

Due to the nature of originally open bolt designed firearms out of battery detonations can be possible and specifically due to the nature of striker fired conversions, primers may be pierced due to the force of the striker and protrusion of the firing pin. Combating pierced primers may be accomplished by the use of shims and or washers to reduce the protrusion of the firing pin, reduction of materiel on point of firing pin, or breaking in of the striker spring. Any and all modifications are only to be made by a qualified gunsmith and as with all firearms should be inspected

by a qualified gunsmith prior to firing for operator safety.

All firearms will be tested to feed from the manufacturer to ensure functionality, if jams occur alternate between ammunition types, magazines, as well as to follow proper firearms maintenance.

Maintenance of firearms consists of removing carbon and lead deposits as well as providing lubrication on bearing surfaces (striker catch withstanding regarding the PPSH-41S). Issues regarding striker sticking or moving roughly through the receiver can be combated by the polishing of bearing surfaces, recommended only to be done by a qualified gunsmith.

To clear malfunctions or chambered cartridges be certain the muzzle is continually pointed in a safe direction, if possible remove the magazine, keep ejection port facing away from person, if striker is stuck and actuating bolt does not remove cartridge use only wooden tools so that the cartridge will not be damaged or the primer ignited to set or hold striker and or to remove cartridges. Visually check to make sure that all cartridges have been removed from the rifle. Safely dispose of any cartridges involved in a malfunction

incident. Do not use damaged ammunition in any firearm.

Firearms must be unloaded prior to and during cleaning. The use of improper magazines or magazines that are damaged or that contain debris may result in potentially dangerous malfunctions. No gun should be stored loaded or kept around unsupervised children. Ammunition should be stored separately from firearms. Due to welding of receiver components finish and uniformity of metal may be uneven, this is natural.

Floro Armaments – Mailing

ARM@floroarmaments.com

Wilmot, SD 57279

PO BOX 005

### **WARRANTY INFORMATION**

Floro Armaments sells firearms manufactured from de-milled parts of once destroyed firearms. Floro Armaments will not apply a warranty to PPSH-41S firearms due to the nature of components used. All firearms are sold in “as is” condition.

Please note these firearms are built predominantly from old de-milled parts and will show that age and use.

Floro Armaments however wishes to make right any workmanship related issues regarding the firearms sold. Floro Armaments urges anyone that experiences parts breakage to contact them for service that may be cost covered based on Floro Armaments discretion.

#### Service information:

Should you have a firearm serviced by Floro Armaments.

Law mandates all firearms sent for service to the factory be in unloaded condition.

A quote will be sent out to be agreed upon before any non-cost-covered service work starts.

Shipping to Floro Armaments is to be paid by the mailer, Floro Armaments covers return shipping.

Firearms sent to Floro Armaments without pre-established consent will be denied for service.