

Single Point Lesson

How to Implement Maintenance Planning and Scheduling “Best Practices” in your Organization

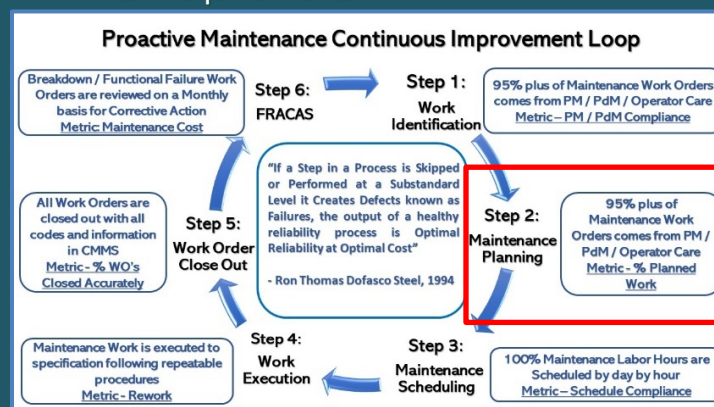
By Ricky Smith CMRP

Maintenance Planning and Scheduling is critical to success of any Maintenance Organization resulting in a significant increase in Wrench time (“Hands On Tool Time”). *Planning and Scheduling are two distinct functions which are dependent on each other.*

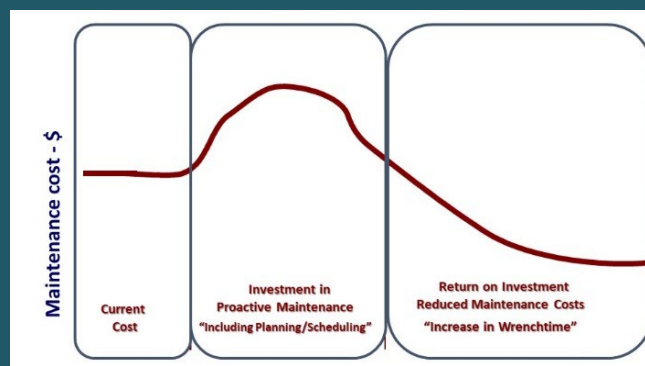
Wrench-time is a measure of maintenance personnel’s time accomplishing proactive work on time, on schedule, and on budget.

Wrench-time does not include time obtaining parts, tools or instructions, and work associated with those tasks, traveling to or from job sites, or time spent obtaining work assignments. It is about only focused on “hands on tool” time.

- Maintenance Planning is a highly skilled function that requires a basic knowledge of the maintenance work processes, operations expectations, project management, computerized maintenance management system (CMMS) and related systems, as well as a practical understanding of the work to be performed.
- Planning is the “what’s required” and “how to” part of any maintenance job.
- Planning typically includes the following:
 - Parts/Materials
 - Specifications
 - Instructions (Repeatable)
 - Coordination requirements
 - Estimated time
 - Repeatable procedure
 - Safety/Environmental Requirements



- **Maintenance Scheduling is the process by which all proactive maintenance activities are scheduled by day by hour in coordination with Production at least one week in advance.**
- **Maintenance Scheduling requires the following:**
 - Maintenance Scheduling Meeting is managed by the Maintenance Planner/Scheduler
 - Production and Maintenance leadership agreement of schedule by day by hour one week prior to scheduled work execution
 - The Maintenance Schedule is agreed upon by all parties prior to scheduling meeting.
 - A Maintenance Scheduling Meeting, typically held every Thursday for 30 minutes, lead by Maintenance Planner/Scheduler to ensure nothing has changed for next week's schedule.
 - Personnel to attend Scheduling meeting:
 - Maintenance Planner/Scheduler
 - Maintenance Supervisor
 - Production Supervisor / Manager
 - Plant/Reliability Engineer (Optional – dependent on potential interference with next week's schedule due to contractor, project interference with schedule)
 - Measurements (prefer a dashboard posted in the plant)
 - # Breaks to the schedule by type of break, ie. Production could not release equipment on time, No parts, Maintenance Labor not available, etc.
 - Schedule Compliance
 - PM Compliance
 - OEE



Planning and Scheduling is an investment, not an Expense

Planning and Scheduling Vision, Mission, and Guiding Principles

Planning and Scheduling Vision Statement

To plan and schedule maintenance work in order to optimize asset and process reliability at optimal cost.

“doing the right work at the right time”

Planning and Scheduling Mission Statement

Maintenance Planning and Scheduling is to enable proactive maintenance through increased **“wrench-time”** enabling optimal production process reliability at optimal cost.

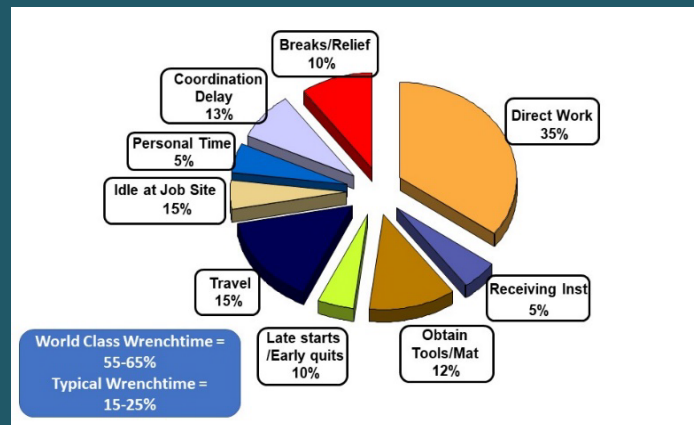
Planning and Scheduling Guiding Principles

1. Scheduling uses a combination of Defect Severity and Asset Criticality to determine scheduling work orders.
2. Maintenance Planners focus on Future Work only, today's issues are handled by Maintenance Supervisor or Lead Person
3. Maintenance Planners plan and schedule “MAINTENANCE WORK”
4. All work “Scheduled” which require parts / material are kitted in a secure area
5. All Planned and Scheduled work is tracked through status codes, see “Status Codes” below:
 - > RTS – Ready to Schedule (parts kitted and staged/secure)
 - > AP – Awaiting Parts
 - > AWP – Awaiting Production
6. All Work Scheduled is scheduled by day and by hour
7. Scheduling meetings are held on Thursday for FINAL review of the following week's maintenance schedule with Production, Maintenance, and others as required (ie. Contractors, Safety)
8. Maintenance Planners facilitate the meeting and typically last 30 minutes
 - > Required attendees, Maintenance Planner, Maintenance Supervisor, Production Supervisor, Contractor (optional), Maintenance / Reliability Engineer
9. Leading and Lagging KPIs are used to manage the Planning, Scheduling, and Work Execution Process.

=====

Wrench-Time

“Hands-On Tool Time”



1. Wrench Time is a measure of craft personnel at work, using tools, in front of jobs
 2. Wrench Time does not include obtaining parts, tools, instructions, or travel associated with those task
 3. It does not include travel to and from jobs
 4. It does not include time spent obtaining work assignments
- =====

Steps to Success in Maintenance Planning and Scheduling

Step 1: Identify External Distracters

- Poor spare parts and inventory controls
- Conflicting ideas of what planning *is*
- *No planner*
- Planners taken off job, put on tools, or involved in daily activities (parts chaser, facilitating daily work)
- Maintenance and Production not acting as a team
- No planning process, unclear expectations, unclear roles and responsibilities
- Maintenance leadership not following the plan
- Emergency / Urgent Work too High
- Lack of Discipline
- The CULTURE

Step 2: Education of the Team - “Coaching is not just for Planners Anymore”

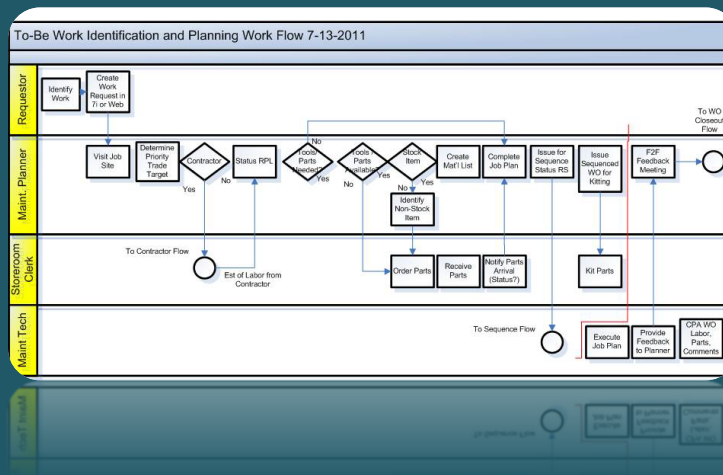
- Plant / Operations Leadership
- Frontline Production Leadership
- Maintenance and Reliability Leadership (all levels)
- Planners
- Maintenance Personnel
- Operators

“If you send a Maintenance Planner to Training be sure you send you best technician or maintenance supervisor as well, change is never easy”

Step 3: Create Guiding Principles for Planning and Scheduling

- The planners focus on future work and maintain at least two weeks of work backlog that is planned, approved, and ready to schedule / execute.
- Planners Do Not Chase Parts for Jobs in Progress
- Supervisors and Crew Leads Handle the Current Day's Work and Problems – Coordination
- Scheduling Does Not Occur Until Parts are Kitted
- We will maintain a stable / nonfluid Criticality Index


Step 4: Define the Planning and Scheduling Processes



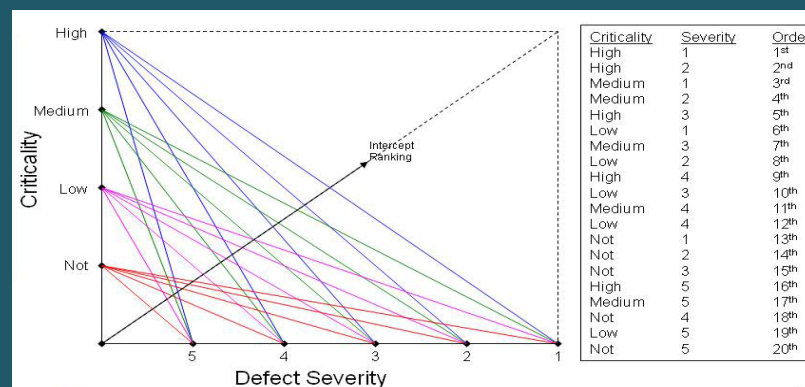
Step 5: Define Roles and Responsibilities

MAINTENANCE PLANNING AND SCHEDULING							
Tasks Decisions / Functions	Maintenance Supervisor	Maintenance Planner / Scheduler	Maintenance Manager	Production Supervisor	Tradesman	Storeroom	Operator
Work ID	R	I	A	A	R		R
PM/PdM/OpCare							
Planning	C	R	A		C	C	
Scheduling	C	R	A	C		C	
Scheduling Meeting	I	R	A	C	I	I	
Work Execution	A		I		R		R
Work Order Close Out	A	R	I		R		R
FRACAS	A	R	R	R	R	R	R
Responsibility A ccountable C onsulted I nformed				“the Doer” “the Buck stops here” “in the Loop” “kept in the picture”			

Step 6: Perform RCA when Planning and Scheduling is not meeting expectations



Step 7: Prioritize Work to be Planned based on Asset Criticality and Defect Severity



Step 8: Develop Repeatable Procedures for all Maintenance Work to:

- Ensure repeatability and reduce variation in execution
- Capture Knowledge based on past issue/failures
- Train New Employees with Repeatable Procedures
- To Reduce Human Error

Human Error Rate	
Description	Probability
General rate for errors involving very high stress levels	30%
Complicated non-routine task, with stress	30%
Supervisor does not recognize the operator's error	10%
Non-routine operation, with other duties at the same time	10%
Operator fails to act correctly in the first 30 minutes of stressful emergency situations	10%
Errors in simple arithmetic with self-checking	3%
General error rate for oral communication	3%
Failure to return the manually operated test valve to the correct configuration after maintenance	1%
Operator fails to act correctly after the first few hours in a high stress scenario	1%
General error of omission	1%
General error rate for an act performed incorrectly	0.3%
Error in simple routine operation	0.1%
Selection of the wrong switch (dissimilar in shape)	0.1%
Selection of a key-operated switch rather than a non-key-operated switch (EOC)	0.01%
Human performance limit: single operator	0.01%
Human performance limit: team of operators performing a well-designed task	0.001%

Live and Virtual

Cost: \$950

Maintenance Planning and Scheduling

Virtual via ZOOM, INTERNET

March 22-24, 2022

"Learning through Hands-On Exercise and Knowledge Sharing"

Training by:
Ricky Smith
CMRP, CMRT, CRL



Need more info: rsmith@worldclassmaintenance.org

Who should attend this course:

Maintenance Planners Maintenance Planner/Schedulers

Maintenance Supervisors Maintenance Schedulers

Maintenance Managers Senior Maintenance Technicians

Maintenance Planning/Scheduling Managers/Leaders

The objectives of this course for each attendee:

- Learn the Proactive Maintenance Process from "Work Identification to Work Order Close Out"
- Obtain the ability to Execute Proactive Maintenance Planning and Scheduling
- Define how "Known Best Maintenance and Reliability Practices" impacts the Planning and Scheduling processes
- Describe the objective, mission and attributes of Proactive Planning and Scheduling
- Plan and Schedule through numerous "hands on" exercises
- Learn how to Measure an organization's current Wrench-time
- Define Methods to Optimize Maintenance Wrench-Time
- Create a Proactive Maintenance Planning and Scheduling Workflow Model which impact Maintenance Wrench-time
- Create Leading and Lagging Planning and Scheduling Metrics
- Define how to transition from current state to a more Proactive Planning and Scheduling Process
- Define how to measure and manage Maintenance Backlog
- Learn to implement and manage a Proactive Kitting Process
- Gain first steps in how to Manage Change
- Create a Master Plan, with timeline for Proactive Maintenance Planning and Scheduling Implementation / Optimization

Questions? Send your request to rsmith@worldclassmaintenance.org