

AVRASYA APPLIANCES

Euphoria

OEM & Private Label Manufacturing Partner



www.avrasyaexport.com

AVRASYA HOME APPLIANCES

Euphoria®

Who We are

Founded in 2007, AVRASYA is a Turkey-based OEM and private label solution partner specializing in domestic appliances, small home appliances, homeware, and commercial equipment. We support international brands, distributors, and project contractors with reliable manufacturing, engineering coordination, and export execution.

Our OEM Mission

Our mission is to help our partners grow their brands by delivering:

- Competitive OEM manufacturing
- Consistent quality and compliance
- Flexible production and customization
- Long-term, transparent partnerships

Why AVRASYA?

- 18+ years of OEM & export experience
- Proven manufacturing partners in Türkiye & Asia
- Flexible MOQ & private label solutions
- Competitive pricing without quality risk
- End-to-end support: design, sourcing, production, logistics

Global Footprint

- Active in 60+ countries
- Strong presence in Europe, Middle East, Africa, CIS & Latin America
- Experience with distributors, retail chains, and government-backed projects

OEM Capabilities

We provide full OEM & private label services:

- Product customization & branding
- Industrial design coordination
- Packaging & artwork adaptation
- Technical documentation & certifications
- Production planning & export logistics

Quality & Compliance

- CE compliant products
- ISO-certified manufacturing partners
- Pre-shipment inspection options
- Long-term quality consistency control

AVRASYA HOME APPLIANCES

Euphoria[®]

MDA

- Refrigerators
 - Washing Machines
 - Dishwashers
 - Deep Freezers
 - Built-in & Freestanding Ovens
 - Hobs & Cooker Hoods
- OEM branding & technical configuration available.

SDA

- Electric Ovens & Grills
 - Food Preparation Appliances
 - Floor Care Products
 - Personal Care Appliances
 - Heating & Cooling Products
- Designed for private label & retail programs.

Private Label Process

1. Product selection & specification
2. Branding & packaging design
3. Quotation & MOQ confirmation
4. Sampling & approval
5. Mass production
6. Quality control & shipment

MOQ & Flexibility

- MOQ depends on product category
- Flexible solutions for emerging markets
- Mixed container options available for selected ranges

Business Models

- OEM / Private Label Manufacturing
- Project-based bulk supply
- Trading & sourcing solutions
- Long-term distribution partnerships

Sustainability

We focus on:

- Sustainable supplier relationships
- Consistent product lifecycle management
- Long-term cooperation instead of one-off transactions

contents

Euphoria®

Built-In Ovens



Enriched by the last developments in the technology and the impact of the Big Chefs, our oven collection gathers the delicacy, user friendliness performance and the exceptional longevity in the same time.

Naïve or experimented; EUPHORIA will make you the great masters of the kitchen.

Freestanding Ovens



The new EUPHORIA range cookers are suitable not only for your home, also for the small restaurants, cafes, B&B hotels. Apart from its high performance, it is equipped with the professional accessories such as Stainless Steel Worktop, Real Cast Iron pan supports, Triple crown rapid burners, ensuring the highest security standarts with the Flame Safety Devices.

You will not anymore be afraid of welcoming your outnumbered guests with its ultra-large oven.

Midi Ovens



Although it is called "midi or mini" oven, its performance possibly make you a cooking addict.

With its outstanding function of convectional cooking, hot air homogenously reaches all points of your dishes.

Built-In Microwaves



The philosophy of design adopted by EUPHORIA is influenced by paying meticulous attention of the details and the avant-gardism, all products are the perfect combination between design and the smart technology.

Cooker Hoods



When the technology meets the universe of design, extremely efficient, highly functional and silent hood provides you a more fresh and clean air thanks to its motor technology which guarantee you an efficiency of optimal suction power.

Washing Machines



Our washing machines are designed for the daily requirements of a family.

Equipped with a big drum accommodating from 6 kg to 9 kg of linen and numerous functions, they are designed to satisfy all the needs for wash, including the most delicate such as the baby clothes via the intensive washings.

Built-In Dishwashers



INNOVATION , TECHNOLOGY and DESIGN these are our ambitions to be in the service of YOUR COMFORT.

Dishwashers of EUPHORIA present, a perfectly cleaning performance with the optimal rhythm and a longlasting life with the modern design that know to seduce most aesthetic and the most demanding.

Refrigerators & Freezers



Our refrigerators & freezers satisfy the consumers with special functions such as keeping your stuff at the cool, freeze level required or storing each food in ideal conditions. You will still find your fruits and vegetables, as crisp and fresh as you purchase them at the market

Small domestic appliances



We offer a wide range of small domestic appliances with competitive prices. We also provide OEM production services according to customers designs and requirements. We are in a position where you can supply all your home appliances needs from a single source.

Built-in Hobs Spesifications

Maxi Plus Full Surface:

Vertically and horizontally we use the all size of the surface for cooking while optimizing the burner distances to allow you cook the dishes in all zones at once.

Maxi Plus Extended Surface:

We use all the surface of the top plate horizontally and offer the widest possible cooking surface. Thanks to optimization the burner distances we create more cooking surface in create in standard cut size.



www.avrasyaexport.com

Euphoria

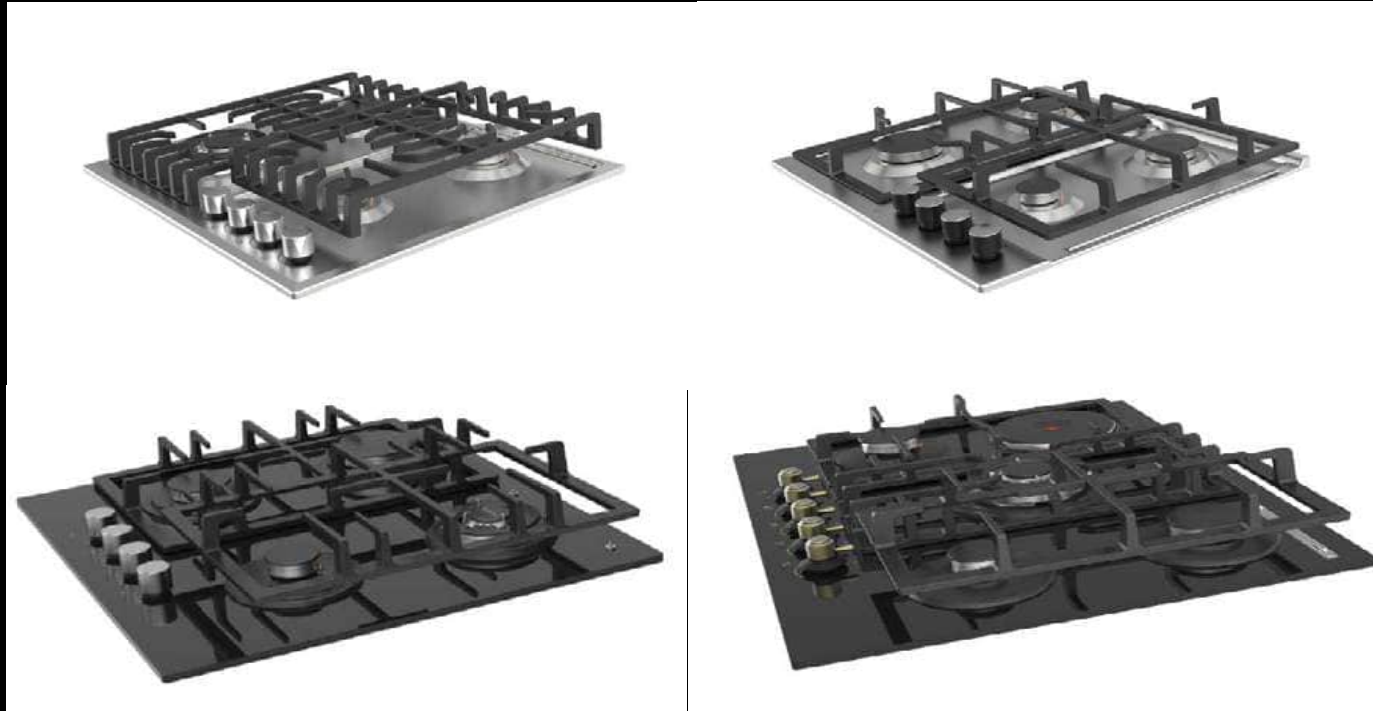
Built-in Hobs




EASY FIX

We use special connect and fix system in our gas hobs to fix the pan supports in 3 different execution with pins with brackets or with frames in glass. Moreover in metal cook tops we fix the pan supports additional with inserts to offer safe cooking.

METAL

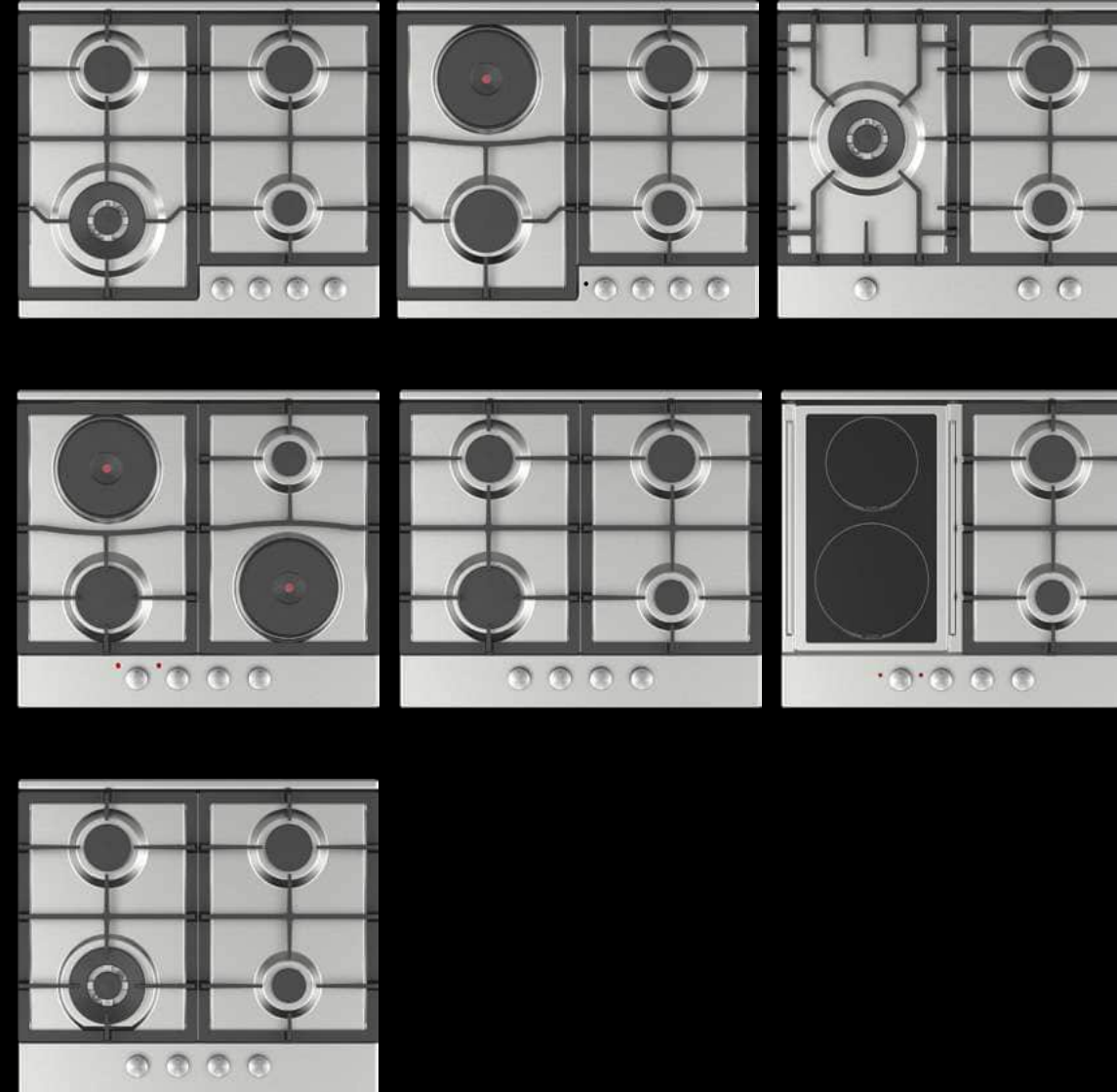


GLASS



ZONE FLEXIBILITY

In all gas hobs you are free to allocate any burner to any zone either in glass or electric. We offer max flexibility in any size. In addition, you can extend the cooking units horizontally and vertically like diamond positioning, 2 long size positioning, etc. For CIS region, we offer 4 gas in 45cm or double pan support for easy cleaning.


Euphoria

Built-in Hobs

TOP HOB DESIGN VARIATION

Built in Hobs

CENTRALIZED
INCLINED
PANEL



6TP05



7TP05



9TP05



6LTP03



6TP03



7TP03



9TP03

FLAT LINE
PANEL

ECON



3TP06



4TP06



6LTP06



6TP06



6YTP06



7LTP06



7TP06



9LTP06



9TP06



3TP01



4TP01



6LTP01



6TP01



6YTP01



7TP01



9LTP01



9TP01

INCLINED
PANEL

PLATO LINE
PANEL

3TP02

4TP02

6LTP02

9TP02

6TP02

6YTP02

7TP02

SLIM ZONE
DEVIDER
PANEL

6TP04

7TP04

9TP04

VISION SERIE
PANEL

9YTP07


9FYTP07

Euphoria

Built-in Hobs


FREE KNOB POSITIONING

You can locate the knobs as you wish. In the center all together individually separated or group combination. We can also cover the doubts of the customer for over heating of knobs



ADD-ON CONTROL PANEL

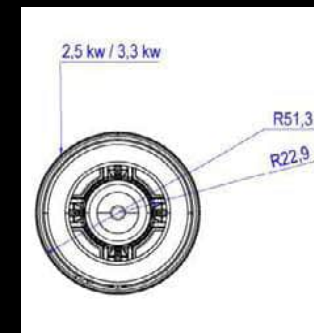
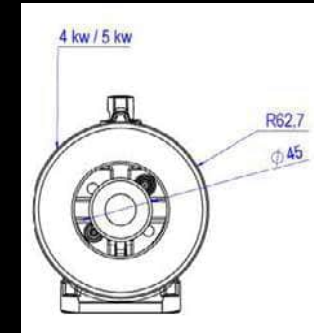
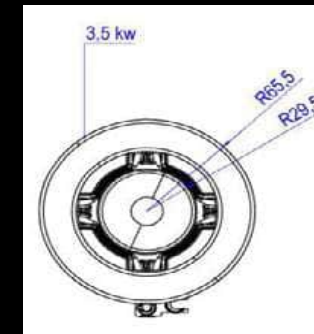
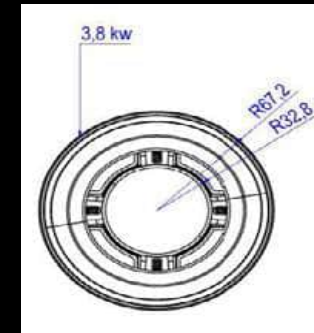
For those asking for more elegance and heat safety , we offer ad on control panel with various colors in glass or metal cook tops. If demanded full line aluminum frames are also available.



www.avrasyaexport.com

POWER VARIATION OF WOK BURNERS

Use of various wok powers such as 2,5kW, 3.5kW, 3.8kW, 4.0kW, 5.0 kW in any combination make us cover all type of cooking needs.



Euphoria

Built-in Hobs

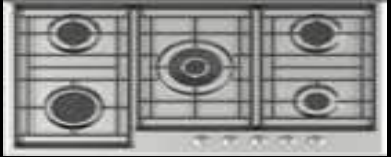
BUILT-IN-HOBS SERIES

Euphoria


Built-in Hobs



ADELL



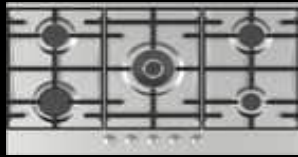
LEODO



ROBLO



CAPPO




ADDEN



ARIDA



LOCCO



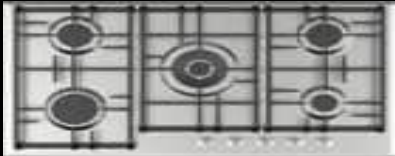
SMEGO




EGO




CHALU



DOUBLE
LINE



LUNA




SPIDER



PYTAGORA




ELION



FOMASO



MITO




VIOL



QUARAT




RYGO



FORTUNA



PIAGO



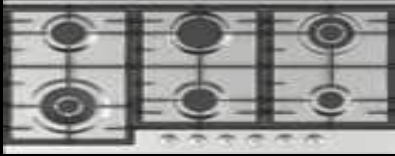
KRETA



SANTA




BULIT IN
HUBRID HOBS



KARYNA



PORO



ZYRON




SOLE



BULIT IN VITRO
CERAMIC HOBS



LAMY



RAGNA



ROMB



VISION



INDUCTION
HOBS



Built-in Ovens

Enriched by the last developments in the technology and the impact of the Big Chefs, our oven collection gathers the delicacy, user friendliness performance and the exceptional longevity in the same time.

Naive or experimented; EUPHORIA will make you the great masters of the kitchen.

BUILT-IN OVEN SPECIFICATION

COOL DOOR



Thanks to air circulation door construction cool door gives added safety.

ENERGY EFFICIENCY



Thanks to cavity design the heat transfer and heat lost is minimized to reach higher energy efficiency. Energy Consumption is lower and the heat save is higher We care about saving energy.

LARGE CAVITY SIZE



Thanks to air circulation door construction cool door gives added safety.

EASY CLEAN CAVITY



Easy clean enameled flat mono split free of bolts free of connection points cavity gives easy and comfortable clean of your oven

EASY CLEAN DOOR



Easy clean enameled flat mono split free of bolts free of connection points cavity gives easy and comfortable clean of your oven

STEAM CLEAN



Easy clean enameled flat mono split free of bolts free of connection points cavity gives easy and comfortable clean of your oven.

SAFE EMBOSSED SHALVES



Thanks to molded rack supports with stopper gives easy and safe using trays with hot food

SIDE WIRE RACKS



Removable side racks giving you easy clean and safe using moving trays

TELESCOPIC RAILS



Telescopic rails are the perfect assistant and partner for your oven They offer great flexibility, safety and comfort when baking as they help maneuver heavy trays with ease in and out of the oven. This way you don't have to worry about the close exposure to high heat and the risk of spilling or dropping your food.

Euphoria

Built-in Ovens

Enriched by the last developments in the technology and the impact of the Big Chefs, our oven collection gathers the delicacy, user friendliness performance and the exceptional longevity in the same time.

Naive or experimented; EUPHORIA will make you the great masters of the kitchen.


BUILT-IN OVEN SPECIFICATION

LIGHTNING



Ideal for big meal controls

CHICKEN ROTESERIE



The rotisserie cooks meat to perfection this convenient accessory for the 60 cm wide oven is not only ideal for chicken spare ribs and other cuts of meat also taste delicious when grilled!

MEAT PROBE



Meat probe, the cabled version enables precise temperature control and customized roasting of fish, meat and poultry by measuring the core temperature with a countdown indicator Handling the food probe is easy and makes menu planning a pleasure

CONVECTION



A fan and exhaust system that circulate hot air around the cavity of the oven, reducing hot and cool spots and helping dishes on every rack cook more evenly.

HI EFFECTIVE GRILL



Easy clean enameled flat mono split free of bolts free of connection points cavity gives easy and comfortable clean of your oven

PIZZA MODE



PIZZA select function preheat 10 15 minutes put tray in 1 st shelf level cook and enjoy

CONVECTION WITH TURBO ASSIST




Convection ovens can also have a third heating element, called true convection, to help foods cook faster. Another advantage to convection ovens the fan and exhaust system reduce the amount of moisture in the oven to help foods crisp and brown on the outside and stay juicy on the inside

AIR GRILL + FRY TRAY



Fans that circulate heat in either a counter top air fryer or oven cavity to achieve crispy, air fried food




Euphoria

Built-in Ovens

Enriched by the last developments in the technology and the impact of the Big Chefs, our oven collection gathers the delicacy, user friendliness performance and the exceptional longevity in the same time.

Naive or experimented; EUPHORIA will make you the great masters of the kitchen.



F809
Black Glass

NEW!



> Main Features

- 60 cm Built in Electric Oven
- 80 LT Oven Capacity
- Black Glass Slim Panel
- Low-e Inner Glass
- Thermostat
- Good Touch Digital Timer
- 0+5 Functions with Turbo Fan
- 1 Tray & 1 Grid & 1 Round Tray
- Side Wire Racks
- Catalytic Side Walls
- Inox Cap Knobs & Aluminum handle
- ETC Grey Enamel
- Cooling Fan
- Net Dimensions (H*W*D mm) :595*595*565
- Gross Dimensions (H*W*D mm) : 620*640*650

> Optional Features

- 10 Functions with Turbo Fan
- Child Lock
- Deep Tray
- Glass Tray
- Tray Grid
- Tray Handle
- Steam Cleaning
- Catalytic Back Walls
- Rotisserie
- Telescopic Rail
- ETC Black Enamel



F803
Black Glass




> Main Features

- 60 cm Built in Electric Oven
- Black Glass Panel
- Low Temperature Cooking
- Steam Cleaning
- Warm Keeping
- Defrost
- Pizza Cooking
- Yoghurt Function
- Best Touch Timer (TFT Screen)
- 13 Functions with Turbo Fan
- 2 Square Lamps
- 1 Tray & 1 Grid
- Side Wire Racks
- Black Cap Knobs
- Dough Making
- Autocook Function
- ETC Grey Enamel
- Cooling Fan
- Net Dimensions (H*W*D mm) :595*595*565

> Optional Features

- Low-e Inner Glass
- 16 Functions with Turbo Fan
- Meat Probe
- Rotisserie
- Catalytic Back Walls
- Telescopic Rail
- ETC Black Enamel



F801
Inox



> Main Features

- 60 cm Built in Electric Oven
- Inox Panel
- Steam Cleaning
- Defrost
- Yoghurt Function
- Good Touch Timer
- 9(0+8) Functions with Turbo Fan
- 2 Square Lamps
- 1 Tray & 1 Grid
- Side Wire Racks
- Inox Cap Knobs
- ETC Grey Enamel
- Thermostat
- Cooling Fan
- Net Dimensions (H*W*D mm) :595*595*565
- Gross Dimensions (H*W*D mm) :

> Optional Features

- Low-e Inner Glass
- Rotisserie
- ETC Black Enamel
- Telescopic Rail
- Catalytic Back Walls
- Child Lock



F775
Dark Inox



> Main Features

- 60 cm Built in Electric Oven
- Black Glass & Square Black Inox Stripe
- Digital Timer
- Programmer
- 0+7 Functions with Turbo Fan
- 1 Tray & 1 Grid
- Side Wire Racks
- Special Serie Knob
- Thermostat
- Cooling Fan
- Net Dimensions (H*W*D mm) : 595*595*565
- Gross Dimensions (H*W*D mm) :

> Optional Features

- Low-e Inner Glass
- Triple Oven Door Glass
- Rotisserie
- Catalytic Side & Back Walls
- Telescopic Rail



F755
Inox



> Main Features

- 60 cm Built in Electric Oven
- Inox Panel+Bottom Inox Stripe
- Digital Timer
- Programmer- 6 Touch
- 0+7 Functions with Turbo Fan
- 1 Tray & 1 Grid
- Side Wire Racks
- Special Serie Knob
- Thermostat
- Cooling Fan
- Net Dimensions (H*W*D mm) :595*595*565
- Gross Dimensions (H*W*D mm) :

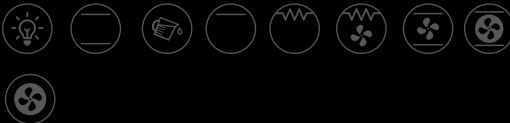
> Optional Features

- Low-e Inner Glass
- Triple Oven Door Glass
- Rotisserie
- Catalytic Side & Back Walls
- Telescopic Rail



F750
Inox

NEW!



> Main Features

- 60 cm Built in Electric Oven
- Timer Visio Touch Controller
- Inox Panel-Inox Stripe on Glass Door
- 0+10 Functions with OvenLight-Defrost-Fan+Ring-Top+Bottom-Top+Bottom+Fan-Pizza-Grill-DGrill-DGrill+Fan
- Thermostat
- Oven Light On Rear Wall
- 1 Tray & 1 Grid
- Inox Cap Pop-Up Knobs
- Low-e Inner Glass
- Cooling Fan
- Hot Air Shield
- Net Dimensions (H*W*D mm) :595*595*575
- Gross Dimensions (H*W*D mm) :650*650*640

0+7 61 A



F765
Black Glass



> Main Features

- 60 cm Built in Electric Oven
- Black Glass Panel+Bottom Inox Stripe & Black Glass Door + Revers U Inox Stripe
- Digital Timer Programmer
- 0+7 Functions with Turbo Fan
- 1 Tray & 1 Grid
- Side Wire Racks
- Special Serie Knob
- Thermostat
- Cooling Fan
- Net Dimensions (H*W*D mm) :595*595*665
- Gross Dimensions (H*W*D mm) :

> Optional Features

- Low-e Inner Glass
- Triple Oven Door Glass
- Rotisserie
- Catalytic Side & Back Walls
- Telescopic Rail

0+5 60 A



F639
Inox Flotal



> Main Features

- 60 cm Built in Electric Oven with Turbo Fan
- Inox Panel-Flotal Mirror Glass Door
- Thermostat
- Touch Digital Timer
- 1 Tray & 1 Grid
- Side Wire Racks
- Inox Grey Pop-Up Knobs
- Net Dimensions (H*W*D mm) : 595*595*610
- Gross Dimensions (H*W*D mm) :655*650*620

> Optional Features

- Rotisserie
- Telescopic Pull Out Rack System
- Triple Oven Door Glass
- Catalytic Side & Back Walls
- Light-Night Knobs

0+15 60 A



F645
Inox



> Main Features

- 60 cm Built in Electric Oven
- Inox Panel-U Type Inox Stripe on Glass Door
- Thermostat
- Full Touch LCD Timer
- 0+15 Functions with Turbo Fan
- 1 Tray & 1 Grid
- Side Wire Racks
- Rotisserie
- Product Net Dimensions (H*W*D mm) : 595*595*610
- Product Gross Dimensions (H*W*D mm) :655*650*620"

> Optional Features

- Triple Oven Door Glass
- Rotisserie
- Catalytic Side & Back Walls
- Telescopic Rail

0+15 60 A



F646
Black Glass



> Main Features

- 60 cm Built in Electric Oven with Turbo Fan
- Black Glass
- Thermostat
- Full Touch LCD Timer
- 1 Tray & 1 Grid
- Side Wire Racks
- Rotisserie
- Net Dimensions (H*W*D mm) : 595*595*610
- Gross Dimensions (H*W*D mm) :655*650*620

> Optional Features

- Telescopic Pull Out Rack System
- Triple Oven Door Glass
- Catalytic Side & Back Walls

0+8 60 A



F644
Gray Glass



> Main Features

- 60 cm Built in Electric Oven with Turbo Fan
- Gray Glass
- Thermostat
- Touch Digital Timer
- 1 Tray & 1 Grid
- Side Wire Racks
- Inox Grey Pop-Up Knobs
- Net Dimensions (HxWxD mm) : 595*595*610
- Gross Dimensions (HxWxD mm) :655*650*620

> Optional Features

- Rotisserie
- Telescopic Pull Out Rack System
- Triple Oven Door Glass
- Catalytic Side & Back Walls
- Light-Night Knobs

0+8 60 A



F617
Black Glass



> Main Features

- 60 cm Built in Electric Oven with Turbo Fan
- Black Glass
- Thermostat
- Touch Digital Timer
- 1 Tray & 1 Grid
- Side Wire Racks
- Inox Grey Knobs
- Product Net Dimensions (H*W*D mm) : 595*595*610
- Product Gross Dimensions (H*W*D mm) :655*650*620

> Optional Features

- Rotisserie
- Telescopic Pull Out Rack System
- Triple Oven Door Glass
- Catalytic Side & Back Walls

0+8 60 A



F624
Black Glass



> Main Features

- 60 cm Built in Electric Oven with Turbo Fan
- Black Glass-Inox Stripe on Glass Door
- Thermostat
- Touch Digital Timer
- 1 Tray & 1 Grid
- Side Wire Racks
- Inox Grey Pop-Up Knobs
- Net Dimensions (H*W*D mm) : 595*595*610
- Gross Dimensions (H*W*D mm) :655*650*620

> Optional Features

- Rotisserie
- Telescopic Pull Out Rack System
- Triple Oven Door Glass
- Catalytic Side & Back Walls
- Light-Night Knobs

0+8 60 A



F610
Inox



> Main Features

- 60 cm Built in Electric Oven with Turbo Fan
- Inox Panel- U Type Inox Stripe on Glass Door
- Thermostat
- Touch Digital Timer
- 1 Tray & 1 Grid
- Side Wire Racks
- Inox Grey Knobs
- Net Dimensions (HxWxD mm) : 595*595*610
- Gross Dimensions (HxWxD mm) :655*650*620

> Optional Features

- Rotisserie
- Telescopic Pull Out Rack System
- Triple Oven Door Glass
- Catalytic Side & Back Walls

0+5 60 A



F622
White Glass



> Main Features

- 60 cm Built in Electric Oven with Turbo Fan
- Clear White Glass
- Thermostat
- Touch Digital Timer
- 1 Tray & 1 Grid
- Side Wire Racks
- Inox Grey Pop-Up Knobs
- Net Dimensions (H*W*D mm) : 595*595*610
- Gross Dimensions (H*W*D mm) :655*650*620

> Optional Features

- Rotisserie
- Telescopic Pull Out Rack System
- Triple Oven Door Glass
- Catalytic Side & Back Walls
- Light-Night Knobs

0+5 60 A



F643
Black Glass



> Main Features

- 60 cm Built in Electric Oven with Turbo Fan
- Black Glass-Inox Stripe on Glass Door
- Thermostat
- Mechanic Timer
- 1 Tray & 1 Grid
- Side Wire Racks
- Inox Grey Pop-Up Knobs
- Net Dimensions (H*W*D mm) : 595*595*610
- Gross Dimensions (H*W*D mm) :655*650*620

> Optional Features

- Rotisserie
- Catalytic Side & Back Walls
- Light-Night Knobs

0+5 60 A



F620
White Glass




> Main Features

- 60 cm Built in Electric Oven With Turbo Fan
- Clear White Glass
- Thermostat
- Mechanic Timer
- 1 Tray & 1 Grid
- Side Wire Racks
- Inox Grey Pop-Up Knobs
- Net Dimensions (H*W*D mm) : 595*595*610
- Gross Dimensions (H*W*D mm) :655*650*620

> Optional Features

- Rotisserie
- Catalytic Side & Back Walls

0+3 62 A



F603-F604-F605
Inox Electric / Gas / Mix



> Main Features

- F603 Electric Oven**
- 60 cm Built in Electric Oven
 - Inox Panel-Inox Stripe on Glass Door
 - Thermostat
 - Mechanic Timer
 - 1 Tray & 1 Grid
 - Inox Grey Knobs
 - Net Dimensions (H*W*D mm) : 595*595*610
 - Gross Dimensions (H*W*D mm) :655*650*620

> Optional Features

- F604 Gas Oven**
- Up&Down Gas Burners
 - Thermostat
 - Ignition
 - Thermocouple
 - Turbo Fan

- F605 Mix Oven**
- Up Electric&Down Gas Burner
 - Thermostat
 - Ignition
 - Thermocouple
 - Turbo Fan

0+3 66 B



F640
White




> Main Features

- 60 cm Built in Electric Oven
- White Panel
- Thermostat
- Mechanic Timer
- 1 Tray & 1 Grid
- Side Wire Racks
- White Knobs
- Net Dimensions (H*W*D mm) : 595*595*610
- Gross Dimensions (H*W*D mm) :655*650*620

> Optional Features

- Rotisserie
- Catalytic Side & Back Walls
- A Class Energy

0+3 62 B



F641
Black




> Main Features

- 60 cm Built in Electric Oven
- Black Panel
- Thermostat
- Mechanic Timer
- 1 Tray & 1 Grid
- Black Knobs
- Net Dimensions (H*W*D mm) : 595*595*610
- Gross Dimensions (H*W*D mm) :655*650*620

> Optional Features

- Rotisserie
- Side Wire Rack System
- Catalytic Side & Back Walls
- A Class Energy

0+3 62 A



F602
Inox



> Main Features

- 60 cm Built in Electric Oven
- Inox Panel
- Thermostat
- 1 Tray & 1 Grid
- Inox Grey Knobs
- Net Dimensions (H*W*D mm) : 595*595*610
- Gross Dimensions (H*W*D mm) :655*650*620

> Optional Features

- Rotisserie
- Side Wire Rack System
- Catalytic Side & Back Walls

Euphoria



0+4 66 A



F632 - F633 - F634

Beige Rustic Electric / Gas / Mix



> Main Features

F632 Electric Oven

- 60 cm Built in Electric Oven
- Rustic Beige Design
- Thermostat
- Mechanic Timer
- 1 Tray & 1 Grid
- Side Wire Racks
- Rustic Design Knobs
- Net Dimensions (H*W*D mm) : 595*595*610
- Gross Dimensions (H*W*D mm) : 655*650*620

> Optional Features

F633 Gas Oven

- Up&Down Gas Burners
- Thermostat
- Ignition
- Thermocouple
- Rotisserie

F634 Mix Oven

- Up Electric&Down Gas Burner
- Thermostat
- Ignition
- Thermocouple
- Rotisserie

0+5 60 A



F635 - F636 - F637

Black Rustic Electric / Gas / Mix



> Main Features

F635 Electric Oven

- 60 cm Built in Electric Oven with Turbo Fan
- Rustic Anthracite Design
- Thermostat
- Analog Timer
- 1 Tray & 1 Grid
- Side Wire Racks
- Rustic Design Knobs
- Net Dimensions (H*W*D mm) : 595*595*610
- Gross Dimensions (H*W*D mm) : 655*650*620

> Optional Features

F636 Gas Oven

- Up&Down Gas Burners
- Thermostat
- Ignition
- Thermocouple
- Rotisserie

F637 Mix Oven

- Up Electric&Down Gas Burner
- Thermostat
- Ignition
- Thermocouple
- Rotisserie



0+8 101 B



F945 - F955 - F965

Black Glass



> Main Features

F945 Electric Oven

- 90 cm Built in Electric Oven with Turbo Fan
- Black Glass-Inox Stripe on Glass Door
- Thermostat
- Touch Digital Timer
- 1 Tray & 1 Grid

- Rotisserie
- Side Wire Racks
- Inox Grey Knobs
- Net Dimensions (H*W*D mm): 595*896*610
- Gross Dimensions (H*W*D mm) : 670*935*665

F955 Gas Oven

- Up&Down Gas Burners
- Thermostat
- Ignition
- Thermocouple
- Rotisserie
- Turbo Fan

F965 Mix Oven

- Up Electric&Down Gas Burner
- Thermostat
- Ignition
- Thermocouple
- Rotisserie
- Turbo Fan

> Optional Features

- Telescopic Pull Out Rack System
- Triple Oven Door Glass
- Catalytic Side & Back Walls

0+8 101 B



F944 - F954 - F964

Inox



> Main Features

F944 Electric Oven

- 90 cm Built in Electric Oven with Turbo Fan
- Inox Panel-Inox Stripe on Glass Door
- Thermostat
- Touch Digital Timer
- 1 Tray & 1 Grid

- Rotisserie
- Side Wire Racks
- Inox Grey Knobs
- Net Dimensions (H*W*D mm): 595*896*610
- Gross Dimensions (H*W*D mm): 670*935*665

F955 Gas Oven

- Up&Down Gas Burners
- Thermostat
- Ignition
- Thermocouple
- Rotisserie
- Turbo Fan

F965 Mix Oven

- Up Electric&Down Gas Burner
- Thermostat
- Ignition
- Thermocouple
- Rotisserie
- Turbo Fan

> Optional Features

- Telescopic Pull Out Rack System
- Triple Oven Door Glass
- Catalytic Side & Back Walls

Euphoria®

0+5

101

B



F905 - F906 - F907

Beige Rustic Electric / Gas / Mix



> Main Features

- F905 Electric Oven
- 90 cm Built in Electric Oven with Turbo Fan
- Rustic Beige Design
- Thermostat
- Analog Timer
- 1 Tray & 1 Grid
- Rotisserie
- Side Wire Racks
- Rustic Design Knobs
- Net Dimensions (H*W*D mm): 595*896*610
- Gross Dimensions (H*W*D mm) : 670*935*665

F955 Gas Oven

- Up&Down Gas Burners
- Thermostat
- Ignition
- Thermocouple
- Rotisserie
- Turbo Fan

F965 Mix Oven

- Up Electric&Down Gas Burner
- Thermostat
- Ignition
- Thermocouple
- Rotisserie
- Turbo Fan

0+4

110

B



F941-F942-F943

Inox Electric / Gas / Mix



> Main Features

- F941 Electric Oven
- 90 cm Built in Electric Oven
- Inox
- Bottom inox stripe
- Thermostat
- Mechanic Timer
- 1 Tray & 1 Grid
- Rotisserie
- Side Wire Racks
- Rustic Design Knobs
- Net Dimensions (H*W*D mm): 595*896*610
- Gross Dimensions (H*W*D mm): 670*935*665

F955 Gas Oven

- Up&Down Gas Burners
- Thermostat
- Ignition
- Thermocouple
- Rotisserie
- Turbo Fan

F965 Mix Oven

- Up Electric&Down Gas Burner
- Thermostat
- Ignition
- Thermocouple
- Rotisserie
- Turbo Fan

0+8

46

A



F402

Black Glass



> Main Features

- 45 cm Built in Electric Oven with Turbo Fan
- Black Glass Panel
- Digital Programmer
- Thermostat
- 1 Tray & 1 Grid
- Inox Hat Knobs
- Net Dimensions (H*W*D mm) : 595*450*610
- Gross Dimensions (H*W*D mm) :655*475*650

> Optional Features

- Rotisserie
- Catalytic Side & Back Walls

0+6

46

A



F401

Inox



> Main Features

- 45 cm Built in Electric Oven with Turbo Fan
- Inox Panel-Inox Stripe on Glass Door
- Mechanic Timer
- Thermostat
- 1 Tray & 1 Grid
- Inox Hat Knobs
- Net Dimensions (H*W*D mm) : 595*450*610
- Gross Dimensions (H*W*D mm) :655*475*650

> Optional Features

- Rotisserie
- Catalytic Side & Back Walls
- Rustic Beige & Rustic Black

Euphoria®



4 0+6 60



C6060VTIXB
Black



> Main Features

- 60x60 Free Standing Cooker
- Electric Oven / Vitroceramic Top Table-Rest Black
- Mechanic Timer
- 0+6 Functions with Turbo Fan
- Side Wire Racks
- 1 Tray & 1 Grid
- Inox Cap Knobs
- Aluminium Handle

> Optional Features

- Rotisserie
- 10 Functions (0+9) Bottom + Top + Grill + T.Fan + Turbo Heating Element(Ring)
- Ring Heater Spiral Options
- White, Shiny Black / TDF Light / TDF Dark / Mono Brown , Anthracite / Beige, Pine-patterned,
- Top Plate Black - Rest Inox Grey Colors
- Full Inox
- Vitroceramic Hob Glass Color - White
- Door Thermometer
- Child Lock
- Cooling Fan
- Telescopic Rails
- Catalytic Side & Back Walls

4 1 63



C60GGSL
Inox Grey



> Main Features

- 60x60 Free Standing Cooker
- Gas Oven / 4 Gas with FFD
- Single Knob-Down Burner with FFD
- Control Panel Protection Sheet
- 1 Tray & 1 Grid
- Metal Top Lid
- Inox Grey

> Optional Features

- White, Shiny Black / TDF Light / TDF Dark / Mono Brown , Anthracite / Beige,Inox Grey, Pine-patterned, Top Plate Black - Rest Inox Grey Colors
- Full Inox
- Coffee Adaptor
- Wok Burner Adaptor
- Splashback
- Lamp - Ignition Options
- Side Wire Racks
- Rotisserie
- Telescopic Rails
- Catalytic Side Walls
- Timer



4 0+9 60



CS619SXP

Full Inox



> Main Features

- 60x60 Free Standing Semi Professional Cooker
- Electric Oven / 4 Gas with FFD
- Cast Iron Pan Support
- Mechanic Timer
- 1 Tray & 1 Grid
- 0+9 Functions with Turbo Fan
- Lamp & Auto Ignition for Hob Burners
- Side Wire Racks
- Splashback
- Full Inox

> Optional Features

- Coffee Adaptor
- Wok Burner Adaptor
- Rotisserie
- Ring Heater Spiral Options
- Cooling Fan
- Telescopic Rails
- Catalytic Side & Back Walls

5 0+7 110



CSP90BG

Top Table Inox - Rest Black



> Main Features

- 90x60 Free Standing Semi Professional Cooker
- Electric Oven / 5 Gas with FFD
- Rapid Burner - 2,9 KW
- Semi Rapid Burner - 1,7 KW
- Auxiliary Burner - 0,95 KW
- Wok Burner - 3,5 KW
- Cast Iron Pan Support
- 3 Touch Digital Timer Programmer
- 0+7 Functions with Turbo Fan
- 1 Deep Tray & 1 Grid
- Lamp & Auto Ignition for Hob Burners
- Side Wire Racks
- Splashback
- Kickplate
- Top Table Inox-Rest Black

> Optional Features

- Shiny Black, TDF Light, TDF Dark, Brown, Anthracite / Beige, Top Plate Black - Rest Inox Grey, Pine-patterned, Inox Grey Colors
- 9 Func. (0+8) Bottom+Top+Grill+High and Low Grill+T.Fan+Turbo Heating Element
- 10 Func. (0+9) Bottom+Top+Grill+T. Fan+Turbo Heating Element

- Coffee Adaptor
- Wok Burner Adaptor
- Rotisserie
- Timer
- Ring Heater Spiral Options
- Cooling Fan
- Telescopic Rails

5 0+7 93



C90GESL

Inox Grey



> Main Features

- 90x60 Free Standing Cooker
- Electric Oven / 5 Gas with FFD
- Rapid Burner - 2,9 KW
- Semi Rapid Burner - 1,7 KW
- Auxiliary Burner - 0,95 KW
- Wok Burner - 3,5 KW
- 1 Deep Tray & 1 Grid
- Cast Iron Pan Support
- 0+7 Functions with Turbo Fan
- Lamp & Auto Ignition for Hob Burners
- Inox Painted Black Cap Knobs
- Aluminium Handle
- Glass Top Lid
- Inox Grey

> Optional Features

- 9 Func. (0+8) Bottom+Top+Grill+High and Low Grill+T.Fan+Turbo Heating Element
- 10 Func. (0+9) Bottom+Top+Grill+T. Fan+Turbo Heating Element
- Coffee Adaptor
- Wok Burner Adaptor
- Splashback
- Timer
- Rotisserie
- Ring Heater Spiral Options
- Cooling Fan
- Telescopic Rails
- Catalytic Side & Back Walls
- Side Wire Racks
- Inox Kickguard
- Panel Protect Plate

5 3 54



CB90GGXR

Top Table Inox-Rest Pomegranate Red



> Main Features

- 90x60 Free Standing Cooker with Bottle Compartment
- Gas Oven/5 Gas with FFD
- •Cast Iron Pan Support
- Mechanic Timer
- 1 Tray & 1 Grid
- Glass Top Lid
- Panel Protect Plate
- Flape Bottom Compartment
- Inox Grey Knobs
- Aluminium Handle
- Glass Top Lid
- Double Knob-Top & Down Burner with FFD
- Lamp & Push Button Ignition for Hob Burners
- Top Table Inox-Rest Pomegranate Red

> Optional Features

- Coffee Adaptor
- Wok Burner Adaptor
- Splashback
- Rotisserie
- White, Black, Shiny Black, TDF Light, TDF Dark, Brown , Anthracite / Beige, Pine-patterned, Inox Grey Colors
- Full Inox
- Telescopic Rails
- Catalytic Side & Back Walls
- Side Wire Racks
- Kick Plate

**The quiet one,
or the colorful...**

**Screened one,
or automatic...**

Harmonious display of different products
produced with same sustainable quality &
same purpose...



www.avrasyaexport.com



Euphoria

Cooker Hoods

When the technology meets the
universe of design, extremely efficient,
highly functional and silent hood
provides you a more fresh and clean
air thanks to its motor technology
which guarantee you an efficiency of
optimal suction power.

550 m³/h 3 140W

Auto
Opening

LD99

Curve Black Glass



> Main Features

- 60 cm Wall-type Inclined Chimney Hood
- Touch Control
- 3 Speed
- Auto Intelligent Opening
- 2x2 Watt LED Spots
- Cassette Type Dishwasher Safe Aluminum Filter
- 150 mm Air Outlet
- Double Chimney
- Auto Shut Down Timer
- Filter Saturation
- Indicator
- Piston Hinge
- Black Glass
- Noise Level: min 44dBmax 64dB
- DIN EN 61591 min:210 m³/h-max:455 m³/h
- Energy Class: D
- Free Flow Extraction Power: 550³/h-140 Watt
- Package Dimensions (WxDxH): 65x54,5x51

> Optional Features

- Carbon Filter Set
- 700m³/h-210 Watt + A class energy
- 750m³/h-210 Watt + B class energy
- 850 m³/h-200 Watt+5 Speed Motor+C class energy
- 90 cm Width
- Remote Control

> Glass Colors

- Black, White

400 m³/h 3 110W

Single Big
Glass

LD55BB

Black Glass & Transparent Stripe



> Main Features

- 60 cm Wall-type Inclined Chimney Hood
- Touch Control
- 3 Speed
- 2x1 Watt Mini LED Spots
- Cassette Type Dishwasher Safe Aluminum Filter
- 120 mm Air Outlet
- Double Chimney
- Auto Shut Down Timer
- Piston Hinge
- Noise Level: min 55dBmax 61dB
- DIN EN 61591 min 125m³/h-max 280m³/h
- Energy Class: D
- Free Flow Extraction Power: 400 m³/h-110 Watt
- Package Dimensions (WxDxH): 62,5x41,7x48

> Optional Features

- Carbon Filter Set
- 90 cm Width
- Remote Control
- 700m³/h-210 Watt + A class energy
- 750m³/h-210 Watt + B class energy
- 850 m³/h-200 Watt+C class energy

550 m³/h 3 140W



Soft Close

LD75

Soft Close



> Main Features

- 60 cm Wall-type Inclined Chimney Hood
- Touch Control
- 3 Speed
- 2x2 Watt Led Spots
- Cassette Type Dishwasher Safe Aluminum Filter
- Auto Shut Down Timer
- Filter Saturation
- Indicator
- Piston Hinge Soft Close/Soft Open
- 150 mm Air Outlet
- Double Chimney
- Noise Level: min 44dBmax 64dB
- DIN EN 61591 min 210m³/h-max 455m³/h
- Energy Class: D
- Free Flow Extraction Power: 550 m³/h-140 Watt
- Package Dimensions (WxDxH): 65x54,5x51

> Optional Features

- Carbon Filter Set
- 90 cm Width
- Remote Control
- 700m³/h-210 Watt + A class energy
- 750m³/h-210 Watt + B class energy
- 850 m³/h-200 Watt+C class energy

> Glass Colors

- Black, White

Euphoria®

550 m³/h 3 140W



LD74
Inox & Black Glass



> Main Features

- 60 cm Wall-type Inclined Chimney Hood
- Touch Control
- 3 Speed
- 2x2 Watt LED Spots
- Cassette Type Dishwasher Safe Aluminum Filter
- 150 mm Air Outlet
- Double Chimney
- Filter Saturation Indicator
- Auto Shut Down Timer
- Piston Hinge
- Noise Level: min 44dBmax 64dB
- DIN EN 61591 min 210m³/h-max 455m³/h
- Energy Class: D
- Free Flow Extraction Power: 550 m³/h-140 Watt
- Package Dimensions (WxDxH): 69X58X60

> Optional Features

- Carbon Filter Set
- 90 cm Width
- Remote Control
- 400 m³/h-110 Watt+ D class energy
- 700m³/h-210 Watt + A class energy
- 750m³/h-210 Watt + B class energy
- 850 m³/h-200 Watt+ C class energy
- Stainless Steel Stripes

550 m³/h 3 140W



LD51
Grey Glass



> Main Features

- 60 cm Wall-type Inclined Chimney Hood
- Touch Control
- 3 Speed
- 2x2 Watt LED Spots
- Cassette Type Dishwasher Safe Aluminum Filter
- 150 mm Air Outlet
- Double Chimney
- Filter Saturation Indicator
- Auto Shut Down Timer
- Piston Hinge
- Noise Level: min 44dBmax 64dB
- DIN EN 61591 min 210m³/h-max 455m³/h
- Energy Class: D
- Free Flow Extraction Power: 550 m³/h-140 Watt
- Package Dimensions (WxDxH): 67x55x58


> Optional Features

- Carbon Filter Set
- 90 cm Width
- Remote Control
- 700m³/h-210 Watt + A class energy
- 750m³/h-210 Watt + B class energy
- 850 m³/h-200 Watt+5 Speed Motor+C class energy

> Glass Colors

- Black, White

400 m³/h 3 110W



LD73
2 Color Glass



> Main Features

- 60 cm Wall-type Inclined Chimney Hood
- Touch Control
- 3 Speed
- 2x1 Watt Mini LED Spots
- Cassette Type Dishwasher Safe Aluminum Filter
- Auto Shut Down Timer
- 120 mm Air Outlet
- Double Chimney
- Noise Level: min 55dBmax 61dB
- DIN EN 61591 min 125m³/h-max 280m³/h
- Energy Class: D
- Free Flow Extraction Power: 400 m³/h-110 Watt
- Package Dimensions (WxDxH): 67x51.5x49

> Optional Features

- Carbon Filter Set
- 90 cm Width
- 550 m3/h-140 Watt Motor+ D class energy
- 700m³/h-210 Watt + A class energy
- 750m³/h-210 Watt + B class energy
- 850 m³/h-200 Watt+C class energy
- Stainless Steel Stripes
- Piston Hinge
- Remote Control

400 m³/h 3 110W



LD72
2 Black Glass & Gold Stripe



> Main Features

- 60 cm Wall-type Inclined Chimney Hood
- Touch Control
- 3 Speed
- 2x1 Watt Mini LED Spots
- Cassette Type Dishwasher Safe Aluminum Filter
- Auto Shut Down Timer
- 120 mm Air Outlet
- Double Chimney
- Noise Level: min 55dB-max 61dB
- DIN EN 61591 min 125m³/h-max 280m³/h
- Energy Class: D
- Free Flow Extraction Power: 400 m³/h-110 Watt
- Package Dimensions (WxDxH): 67X51.5X49

> Optional Features

- Carbon Filter Set
- 90 cm Width
- 550 m³/h-140 watt+D Class energy
- 700m³/h-210 Watt + A class energy
- 750m³/h-210 Watt + B class energy
- 850 m³/h-200 Watt+C class energy
- Piston Hinge
- Remote Control
- Stainless Steel Stripes

> Glass Colors

- Black, Grey, White

400 m³/h 3 110W



LD71
2 Glass S Design



> Main Features

- 60 cm Wall-type Inclined Chimney Hood
- Touch Control
- 3 Speed
- 2x1 Watt Mini LED Spots
- Cassette Type Dishwasher Safe Aluminum Filter
- Auto Shut Down Timer
- 120 mm Air Outlet
- Double Chimney
- Noise Level: min 55dBmax 61dB
- DIN EN 61591 min 125m³/h-max 280m³/h
- Energy Class: D
- Free Flow Extraction Power: 400 m³/h-110 Watt
- Package Dimensions (WxDxH): 62,5X41,7X48

> Optional Features

- Carbon Filter Set
- 90 cm Width
- 550 m³/h-140 watt+D Class energy
- 700m³/h-210 Watt + A class energy
- 750m³/h-210 Watt + B class energy
- 850 m³/h-200 Watt+C class energy
- Piston Hinge
- Remote Control
- Stainless Steel Stripes

> Glass Colors

- Black, Grey, Red, White

Euphoria®

550 m³/h 3 140W



LD33PB

Corner & Black



- 90 cm Corner-Type Hood
- Push Button Control
- 3 Speed
- 3x2 W LED Spots
- Cassette Type Dishwasher Safe Aluminum Filters
- 150 mm Air Outlet
- Double Chimney
- Noise Level: min 44dBmax 64dB
- DIN EN 61591 min 210m³/h-max 455m³/h
- Energy Class: D
- Free Flow Extraction Power: 550 m³/h-140 Watt
- Package Dimensions (WxDxH): 107X44X107

> Optional Features

- Carbon Filter Set
- 700m³/h-210 Watt + A class energy
- 750m³/h-210 Watt + B class energy
- 850 m³/h-200 Watt+C class energy

> Color Options

- Black, Inox

550 m³/h 3 140W



LD33

Corner & Inox



- 90 cm Corner-type Hood
- Electronic Control
- 3 Speed
- 3x2 Watt LED Spots
- Cassette Type Dishwasher Safe Aluminum Filters
- 150 mm Air Outlet
- Double Chimney
- Filter Saturation Indicator
- Auto Shut Down Timer
- Noise Level: min 44dBmax 64dB
- DIN EN 61591 min 210m³/h-max 455m³/h
- Energy Class: D
- Free Flow Extraction Power: 550 m³/h-140 Watt
- Package Dimensions (WxDxH): 107X44X107

> Optional Features

- Carbon Filter Set
- 700m³/h-210 Watt + A class energy
- 750m³/h-210 Watt + B class energy
- 850 m³/h-200 Watt+5 Speed+C class energy

> Color Options

- Black, Inox



850 m³/h 5 200W



LDI49

Island & Black Glass



> Main Features

- 90 cm Island-type Inclined Hood
- Double Side Touch Control
- 5 Speed
- 3x2 Watt Black Led Spot
- Cassette Type Dishwasher Safe Aluminum Filters
- 150 mm Air Outlet
- Double Chimney
- Filter Saturation Indicator
- Auto Shut Down Timer
- Piston Hinge
- Noise Level: min 41dBmax 68dB
- DIN EN 61591 min 225m³/h-max 700m³/h
- Energy Class: C
- Free Flow Extraction Power: 850 m³/h-200 Watt
- Package Dimensions (WxDxH): 98X71X62

> Optional Features

- Carbon Filter Set
- 700m³/h-210 Watt + A class energy
- 750m³/h-210 Watt + B class energy
- Remote Control

850 m³/h 5 200W



LDI35 GL

Island/Inox+Black



> Main Features

- 90 cm Island-type Hood
- Double Side Electronic Control
- 5 Speed
- 2x2 Watt LED Spots
- Cassette Type Dishwasher Safe Aluminum Filters
- 150 mm Air Outlet
- Double Chimney
- Filter Saturation Indicator
- Auto Shut Down Timer
- Noise Level: min 41dBmax 68dB
- DIN EN 61591 min 225m³/h-max 700m³/h
- Energy Class: C
- Free Flow Extraction Power: 850 m³/h-200 Watt
- Package Dimensions (WxDxH): 98X71X60

> Optional Features

- Carbon Filter Set
- 700m³/h-210 Watt + A class energy
- 750m³/h-210 Watt + B class energy

550 m³/h 3 140W



LDI35

Island & Inox



> Main Features

- 90 cm Island-type Hood
- Push Button Control
- 3 Speed
- Cassette Type Dishwasher Safe Aluminum Filters
- 2x2 Watt LED Spots
- 150 mm Air Outlet
- Double Chimney
- Noise Level: min 44dBmax 64dB
- DIN EN 61591 210m³/hmax:455m³/h
- Energy Class: D
- Free Flow Extraction Power: 550 m³/h-140 Watt
- Package Dimensions (WxDxH): 98X71X62

> Optional Features

- Carbon Filter Set
- 700m³/h-210 Watt + A class energy
- 750m³/h-210 Watt + B class energy
- 850 m³/h-200 Watt+C class energy

Euphoria®

Inside, washing and drying;
Outside, color and aesthetic..



9 kg+6 kg 1400 15



WDR9614

Washer Dryer & Burgundy Red

> Main Features

- Maximum Load Capacity: 9 kg washing & 6 kg drying
- Spin Speed (rpm): 1400
- 15 Programs
- Electronic Control Type
- Child Lock
- Burgundy Red

6 kg 800 15



WMG680

Silver

> Main Features

- Maximum Load Capacity: 6 kg
- Spin Speed (rpm): 800
- 15 Programs
- Electronic Control Type
- Child Lock
- Silver

> Optional Features

- 5kg 800 rpm
- 7kg 1000 rpm
- 8kg 1200 rpm
- 9kg 1400 rpm
- White color

5 kg 800 15



WMW580

Black

> Main Features

- Maximum Load Capacity: 5 kg
- Spin Speed (rpm): 800
- 15 Programs
- Electronic Control Type
- Child Lock
- Black

> Optional Features

- White, Silver Color



8 kg

15



TDC8100
Dryer Dark Silver

NEW!

> Main Features

- DRYER
- 8kg
- 112L Condenser Tumble Dryer
- 15 Programs
- 220-240V ~ 50HZ
- Child Lock
- Sensor Drying System
- Two Way Tumbling
- Failure Detection System
- Drying cycle indicator
- Packed dimensions (Shrink) (HxWxD) (mm): 881x641x638
- Packed dimensions (Carton) (HxWxD) (mm): 890x655x662



Euphoria

Built In Dishwashers

INNOVATION , TECHNOLOGY and DESIGN these are our ambitions to be in the service of YOUR COMFORT.

Dishwashers of EUPHORIA present, a perfectly cleaning performance with the optimal rhythm and a long lasting life with the modern design that know to seduce most aesthetic and the most demanding.

12 6 49dB (A)



FSDW156 **NEW!**
Free Standing

> Main Features

- 60 cm Built-in Dishwasher
- 12/15 Place Settings
- 6 Programs, 6 temperatures
- Child Lock
- Delay Timer
- Washing Cycle Indicators
- 9 lt water consumption
- Extra Dry Option
- Overflow and leakage protection
- Full Electronic Control Type
- Heater Protection
- Rinse-aid & Salt Indicator
- 49 dB (A)
- Silver
- Dimensions: 59.6 x 57.3 x 82 cm

12 6 52dB (A)



SIDW126
Semi Integrated & Inox Panel

> Main Features

- 60 cm Built-in Dishwasher
- 12 Place Settings
- 6 Programs, 4 temperatures
- Prewash
- Delay timer (3-6-9-12 hr)
- 12 lt water consumption
- Full Electronic Control Type
- Heater Protection
- Rinse-aid & Salt Indicator
- 52 dB (A)
- Inox Panel
- Dimensions (WxDxH): 59.6x57.3x82 cm

15 7 44dB (A)



SD156 **NEW!**
Semi Integrated & Inox Add-on + Dark Silver Control Panel

> Main Features

- 60 cm Built-in Dishwasher
- 15 Place Settings
- Third Rack
- 7 Programs, 5 Temperatures
- Full Touch Control Type
- Electrical Diverter system
- Heater Protection
- Overflow and leakage protection
- 44 dB(A)
- Rinse-aid & Salt Indicator
- Inox Add-on + Dark Silver control panel
- Dimensions (WxDxH): 85.1 x 64.4 x 66.1 cm

12 6 52dB (A)



FBDW124
Full Integrated

> Main Features

- 60 cm Built-in Dishwasher
- 12 Place Settings
- 4 Programs, 2 Temperatures
- 12 lt water consumption
- Full Electronic Control Type
- Heater Protection
- Overflow and leakage protection
- 52 dB(A)
- Rinse-aid & Salt Indicator
- Silver control panel
- Dimensions (WxDxH): 59.6x55x82 cm

10 4 57dB (A)



FBDW124-45 **NEW!**
Full Integrated

> Main Features

- 45 cm Built-in Dishwasher
- 10 Place Settings
- 4 Programs
- Knob Control
- Heater Protection
- Overflow and leakage protection
- 57 dB(A)
- Rinse-aid & Salt Indicator
- Dark Silver control panel
- Dimensions (WxDxH): 44,8x55x82 cm

Euphoria®




Preserves **fresh** and **tasty**

www.avrasyaexport.com

Euphoria®

Refrigerators & Freezers

Our refrigerators & freezers satisfy the consumers with special functions such as keeping your stuff at the cool, freeze level required or storing each food in ideal conditions. You will still find your fruits and vegetables, as crisp and fresh as you purchase them at the market





Side by Side
Built-in Larder and Freezer

BRF230

BRL300

Euphoria®

235 lt

216

2



BRC235A+
Built-In Combi

> Main Features

- Built in Combi refrigerator
- Niche 1780mm
- Built In Frost Free Combi
- Niche 1780 mm
- Sliding Door
- DOD Reversible Doors Fridge
- 3 Removable Shelves
- Safety Glass Shelves
- 1 Glass Shelf over Crisper
- 1 Crisper Automatic Defrosting
- Gross / Net Volume: 235 lt / 216 lt
- Net Fridge / Freezer Volume: 158 lt / 58 lt
- 1 Dairy Rack
- 1 Egg Holder
- 2 Transparent Shelves 1 Bottle Shelf
- Freezer
- Automatic Defrosting Freezer
- 3 Freezer Compartments 1 Ice Box
- Product Dimensions (HxWxD):1770 x 540 x 545 mm

221

197

1



BRF230
Built-in Freezer Single Door

NEW!

> Main Features

- Built-in Freezer Single Door
- Sliding door
- Door on Door
- Reversible doors
- Gross / Net Volume: 221 lt / 197 lt
- Push Button HP Display
- No frost
- 6 Freezer Baskets
- 2 Flaps
- LED Lighting
- Product Dimensions (HxWxD): 1770 x 540 x 545 mm

303 lt

300

1



BRL300
Built-In Larder Single Door

NEW!

> Main Features

- Built-in Larder Single Door
- Sliding door
- Door on Door
- Reversible doors
- Gross / Net Volume: 303 lt / 300 lt
- Push Button HP Display
- Turbo Fan Air Cooling
- Air Duct
- Safety Glass Shelves
- Glass Shelf on Crisper
- Crispers
- Humidity Controller
- Dairy Rack
- Egg Holder
- Transparent shelves
- Bottle Shelf
- Product Dimensions (HxWxD): 1770 x 540 x 545 mm

341 331 2



R60341WDX
Combi

- > Main Features
- Refrigerator 60 cm Combi
 - With Wine Rack
 - Ice Tray and Ice Maker
 - Natural Ion Tech
 - Magic Box
 - Tropical Climate Class
 - R600
 - Water Dispenser
 - Inox
 - Handle Between 2 Doors

- > Optional Features
- 60 Cm-Combi Free Standing
 - Water Dispenser
 - Icematic
 - Integrated Handle
 - White Color

510 481 2



R70389WDX
Combi

- > Main Features
- Refrigerator 70 cm Combi
 - With Wine Rack
 - Ice Tray and Ice Maker
 - Tropical Climate Class
 - R600
 - Water Dispenser
 - Inox
 - Handle Between 2 Doors

- > Optional Features
- 60 Cm-Combi Free Standing
 - Water Dispenser
 - Icematic
 - Integrated Handle
 - White Color

625 587 2



R84575DDX
Double Door

- > Main Features
- Refrigerator 84 Cm Double Door
 - Freezer Top
 - 625 LT Total Volume
 - With Wine Rack
 - Ice Tray and Ice Maker
 - Twisted or Sliding Ice Matic
 - Digital Display
 - Water Dispenser
 - Tropical Climate Class
 - R600
 - Handle Type: Box
 - Inox

- > Optional Features
- 60 Cm-Combi Free Standing
 - Water Dispenser
 - Icematic
 - Integrated Handle
 - White Color

556 372 2



RSS 541XMIC
Double Door

- > Main Features
- Free Standing Double Door Refrigerator
 - Side by side with automatic ice maker
 - Mini Bar+ Closed Door
 - Auto Defrost Technology
 - 556 LT Total Volume
 - Fast Freezer Function
 - LED Lamp
 - Water Dispenser
 - 4x Drawer With Transparent Cover
 - 7x Transparent Shelves
 - Tropical Climate Class
 - R600a
 - Aluminium Handle
 - Inox Door Sheet
 - Product Dimensions (HxWxD): 1780 x 911 x 706 mm"

NEW!

136 133 1



BRS170A
Built-In

- > Main Features
- Built in refrigerator
 - Niche 820 mm Door On Door Reversible Door
 - 2 Removable Shelves
 - 1 Glass Shelf over Crisper
 - 1 Crisper
 - Automatic Defrosting
 - Spill Proof Safety Glass Shelves
 - 1 Transparent Shelf
 - 1 Egg Holder
 - 1 Bottle Shelf
 - Gross / Net Volume: 136 lt / 133 lt
 - Product Dimensions (HxWxD): 818 x 595 x 548 mm

OPTIONS




www.avrasyaexport.com

Fast Freezing Button



The fast freezing mode warning light warns when the product is in this mode.

Alternative Handle



Easy to modifying the design with alternative handle options.

Inner Sliding Glass



Provides energy efficiency in daily use.

HYBRIT Basket



The hybrid basket option provides easy access and organization of the foods as well as keeping smaller items readily available. By sliding easily, underneath items can be seen quickly.

Digital and Analog Thermometer



Display inside temperature more easily

Digital Thermostat



Controlling the all of functions by digital thermostat.

Electronic Square Control Panel



Winter protected 4 mode electronic square control panel.

Wheel



Strong durable wheels that suit to any surface in any area.

Colour Options



Fit your style with variable color options.

White Painted Aluminum Inner Body



thanks to inner body quick and easy to clean

Euphoria®

Chest Wheel Freezers

You can meet all your needs from 160 liters to 650 liters with the Euphoria Chest Freezer family, which preserves the freshness of your products like the first day.

Advanced
Freezing
technology

HIGHLIGHTS



3-Mode Use



* For F-class products.

Defrosting Mode / Chiller Thanks to its function between -1 / +1 ° C, allows the meat products to be kept ready for cooking without thawing.

Cooler Mode / Cooler Can be used as a refrigerator.

Freezer Mode / Freezer Thanks to its function between -24 / -17 ° C, can be used as a deep freezer.

Safety and Ergonomic Functions



* For F-class products.

Off Function By turning the button on the control panel to the off position, the freezer is turned off without unplugging.

Energy Lamp Provides tracking of power failure or any power loss.

Red Fault Lamp In the event of a malfunction in the freezer, the user is warned by the red light on the control panel.

Door Handle Detail



Side handle provides practical use.

POM Plastic Foot




Sturdy and slippery foot plastic provides easy and comfortable transportation.

Durable Hinge



Highly durable hinges of Euphoriar freezers allow the freezer door to open and close 100,000 times without any problems.

Isolation Thickness



High isolation thickness provides energy conservation, low energy consumption and temperature protection up to 57 hours while power outage.

Slot-In Door Gasket



Slot-In Gasket provides extremely easy removal for the old and damaged gasket with the new one.

Food Divider



Food divider compartment provides a seperated volume for your daily foods.

LED Lighting



Specially designed LED lighting, provides proper illumination and saves energy.

Wire Basket for Practical Use



Wire Basket enables easier reach and practical use for daily foods.

Aluminum Door Handle



Solid and ergonomic aluminum door handle designs provide easy opening and elegant look.

Plug Fixing Detail



Prevents cable tangles and crushing during transportation.

Easy to Clean Inner Body, Water Drain System and Ice Scraper



These options allow to drain the water easily and safely.

Counter Balanced Door



Possible to hold freezer door in different positions to ensure easy loading and unloading.

Chest Freezers

Euphoria®



PLATIN
Chest



www.avrasyaexport.com



CF 2200

CF 3300

CF 4400

STANDARD TECHNICAL SPECIFICATIONS

Energy and Climate Class	D , SN-T	D , SN-T	E , SN-T
Volume, Gross / Net (l)	138 / 134	220 / 215	301 / 295
Unpacked Dimension (W x D x H) (mm)	765 x 743 x 840	1041 x 743 x 840	1316 x 743 x 840
Dimensions (External with Package) (W x D x H) (mm)	820 x 770 x 883	1096 x 770 x 883	1370 x 770 x 883
Freezer Temperature Range (°C)	-17 / -24	-17 / -24	-17 / -24
Eco Mode Temperature Range (°C)	-18	-18	-18
Freezer Mode Temperature Range (°C)	+4 / +6	+4 / +6	+4 / +6
Freezer Gas Type	R600a	R600a	R600a
Freezing Capacity (kg/24H)	10	12	12
Freezer Temperature Protection Time (-19/-9) (Hour)	48	57	57
Voltage / Frequency (V / Hz)	220 ~ 240 / 50	220 ~ 240 / 50	220 ~ 240 / 50
Loading (20' DC Container) (units)	42	30	24
Loading (40' HC Container) (units)	126	96	75
Loading (Truck, 13.6 m) (units)	153	108	84
Weight, Gross / Net (kg)	43 / 41	50.5 / 48	58 / 55

HIGHLIGHTS

• Interior Light (Strip Led)	• Aluminum Handle with Lock	• Water Drain System and Ice Scraper
• Digital Thermostat	• Food Divider	• Plug Fixing Detail
• Wire Basket for Practical Use (1 pcs)	• POM Plastic Foot	• Door Handle Detail
• 4 Mode (Freezer / Eco / Cooler / Super)	• Slot-In Door Gasket	• 90 mm Isolation Thickness
• Safety and Ergonomics Functions	• Inner Body Type 0.40 mm Stucco Aluminium sheet	• Standard Certificates (CE, CB, EMC)
• Shutdown Function from Control Panel	• Body and Door Type White Painted 0.45 mm Galvanized Sheet	• Packing Type Styrofoam + Shrink Packaging

OPTIONS

• White Aluminium Inner Body	• Alternative Handle - EKO - NEWLINE	• Inner Sliding Glass
• Digital / Analog Thermiometer	• Alternative Handle - ROBA - ERGO	• Inox Door Sheet (430 Quality)
• Wheels	• Alternative Handle - Rise White - Rise Chrome	

Chest Freezers



PLATIN
Chest Freezers



-17 / -24
-1 / +1
+4 / +6

www.avrasyaexport.com



Euphoria

CF 1150

CF 2220

CF 3320

CF 4420

STANDARD TECHNICAL SPECIFICATIONS

Energy and Climate Class	F, SN-T	F, SN-T	F, SN-T	F, SN-T
Volume, Gross / Net (l)	122 / 120	202 / 195	305 / 295	407 / 395
Unpacked Dimension (W x D x H) (mm)	575 x 620 x 840	765 x 743 x 840	1041 x 743 x 840	1316 x 743 x 840
Dimensions (External with Package) (W x D x H) (mm)	635 x 640 x 883	820 x 770 x 883	1096 x 770 x 883	1370 x 770 x 883
Freezer Temperature Range (°C)	-17 / -24	-17 / -24	-17 / -24	-17 / -24
Defrosting Mode Temperature Range (°C)	-1 / +1	-1 / +1	-1 / +1	-1 / +1
Freezer Mode Temperature Range (°C)	+4 / +6	+4 / +6	+4 / +6	+4 / +6
Freezer Gas Type	R600a	R600a	R600a	R600a
Freezing Capacity (kg/24H)	7	9	13	16
Freezer Temperature Protection Time (-19/-9) (Hour)	29	29	39	37
Voltage / Frequency (V / Hz)	220 ~ 240 / 50	220 ~ 240 / 50	220 ~ 240 / 50	220 ~ 240 / 50
Loading (20' DC Container) (units)	54	42	30	24
Loading (40' HC Container) (units)	162	126	96	75
Loading (Truck, 13,6 m) (units)	189	153	108	84
Weight, Gross / Net (kg)	34 / 32	39 / 36,5	47 / 44,5	54 / 50,5

HIGHLIGHTS

- | | | |
|--|--|---------------------------------------|
| • Interior Light (Strip Led) | • Aluminum Handle with Lock | • Water Drain System and Ice Scraper |
| • Mechanical Thermostat | • Food Divider | • Plug Fixing Detail |
| • Wire Basket for Practical Use (1 pcs) | • POM Plastic Foot | • Door Handle Detail |
| • 3 Mode (Defrosting / Cooler / Freezer) | • Slot-in Door Gasket | • 60 mm Isolation Thickness |
| • Safety and Ergonomics Functions | • Inner Body Type 0.40 mm Stucco Aluminium sheet | • Standard Certificates (CE, CB, EMC) |

OPTIONS

- | | | |
|--------------------------------|---|---------------------------------|
| • White Aluminum Inner Body | • Alternative Handle - EKO - NEWLINE | • Inner Sliding Glass |
| • Digital / Analog Thermometer | • Alternative Handle - ROBA - ERGO | • Inox Door Sheet (430 Quality) |
| • Wheels | • Alternative Handle - Rise White - Rise Chrome | • Quick Freeze Button |
| • Digital Thermostat | | |



HIGHLIGHTS

Safety and Ergonomics Functions



Off Function
Energy Lamp
Fast Freeze Button

3 Mode Usage



Defrosting Mode / Chiller Mode

can be used as a defrost at -1 / +1 °C.

Cooler Mode / Cooler can be used as a refrigerator at +4 / +6 °C.

Freezer Mode / Freezer can be used as a deep freezer at -24 / -18 °C.

Hanger



Hang and freeze delicate foods.



Euphoria®

STANDARD TECHNICAL SPECIFICATIONS

	EP 8500	EP 8550	EP 8550
Energy and Climate Class	SN-T	SN-T	SN-T
Volume (Gross / Net) (l)	483 / 459	522 / 501	635 / 621
Dimensions (External) (W x D x H) (mm)	1402 x 743 x 840	1775 x 743 x 840	1904 x 743 x 840
Dimensions (External with Package) (W x D x H) (mm)	1502 x 770 x 883	1835 x 770 x 883	1959 x 770 x 883
Freezer Temperature Range (°C)	-17 / -24	-17 / -24	-17 / -24
Chiller Temperature Range (TROPIC MODE) (°C)	-1 / +1	-1 / +1	-1 / +1
Fridge Temperature Range (DUAL MODE) (°C)	+4 / +6	+4 / +6	+4 / +6
Cooler Refrigerant Type	R600a	R600a	R600a
Freezing Capacity (kg/24h)	18	20	22
Temperature Hold Time (12h/24h) (Hours)	15	15	15
Cable Voltage / Frequency (V / Hz)	220 ~ 240 / 50	220 ~ 240 / 50	220 ~ 240 / 50
Loading (20" DC Container) (units)	20 / 65	18 / 57	16 / 54
Loading (Truck, 22.5 m) (units)	75	68	60
Number of Storage Basket	2	2	2
Weight (Net / Gross) (kg)	58 / 65	69 / 65	77 / 68

HIGHLIGHTS (Model after the model)

• Triple Mode (Chiller/Cooler/Freezer)	• Inner Body Type 0.45mm Sheet Aluminum sheet
• Inner Light LED Light	• Outer Body Type White painted or galvanized sheet 0.7mm
• Mechanical Terminals	• Packing Type Styrofoam + Shrink Packaging
• Caps Seal Door handle 0.65mm galvanized steel	• Divider
• Door Lock	• Multistep from Control Panel
• High-Temperature Alarm	• Model Drain System

OPTIONS (Only apply according to models)

• White Painted Aluminum Inner Body	• Alternative Handle - Gold - NEWLINE - ROBA - BRON
• Digital or Analog Thermometer	• Alternative Handle - Real White - Real Chrome
• Wheel	• Digital Thermometer
• Inner Door Glass	• Real Color Sheet (430 Quality)

(1 Piece 100%)





For any commercial or technical information regarding our products do not hesitate to contact us.

AVRASYA GIDA TEKS. INS. VE MAK. SAN. TIC. LTD. STI.

Address: Hürriyet Mah. Mahmutbey Cad. No:17/507

34188 Bahçelievler / İstanbul / Türkiye

Tel/ Fax:+90 212 503 00 02

www.avrasyaexport.com

info@avrasyaexport.com