

CATALOGUE

ewwa

2023

ewwa®  
*Best Sleep*

[www.ewwamattress.com](http://www.ewwamattress.com)



# MATTRESS IN THE BOX

emma<sup>®</sup>

*Best Sleep*



# HEALTHY SLEEP ABOVE ALL

The microclimate in which we sleep is one of the most important condition for a remedial rest and health. In addition to a dry environment with a constant temperature, contributing to uninterrupted sleep, it also protects the sleeper from cold and other ailments.

Ewwa mattresses, besides providing perfect anatomical support, also offer a range of other benefits that positively affect health, such as carefully selected fabrics, whose performance and composition protect you from bacteria and mites while you sleep, covers that are easy to clean, and "cooling" fibers for temperature regulation

# PICTOGRAM GUIDE



# ewwa

*Best Sleep*



## AFFORDABLE PRICE

Ewwa brand is dedicated to obtain the best sleeping experience creating the highest value for our customers, making quality memory- foam mattresses, toppers and pillows at affordable price.



## QUALITY

By making quality memory foam mattress affordable, we are making the world a better place, one sweet dream at a time



ewwa

*Best Sleep*




MATTRESS

LINES








# 02

# MEMORY HYBRID



Premium comfort is a requirement for quality sleep, and through combining innovative and proven materials a collection that is a synonym for comfort was created

**ewwaw<sup>®</sup>**

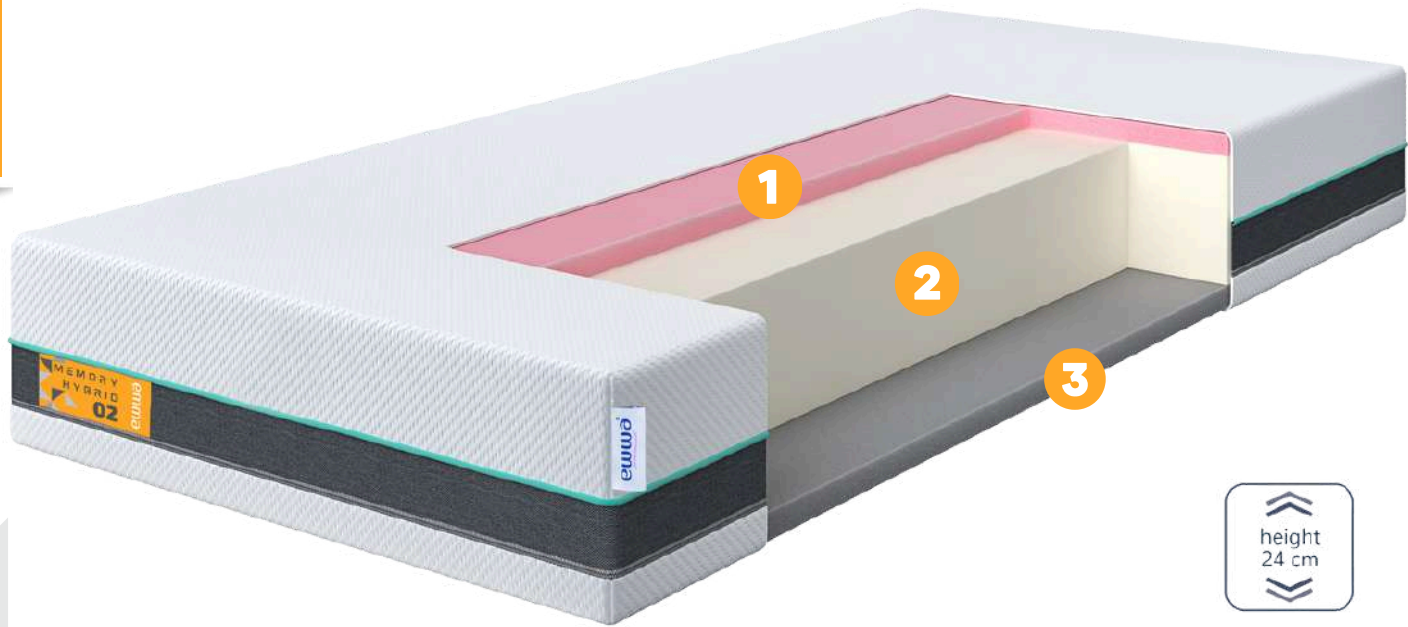
*Best Sleep*





# MEMORY HYBRID 02

Pressure point relief is a clear sign of comfort. Our Memory Hybrid 02 mattress with its carefully designed core offers to your body the best sleep surface, with better blood circulation and contouring support being big pluses. It is anatomically adaptable to human body what secures proper body position during the sleep, making it especially recommended for people experiencing back pain.



Smart foam



Charcoal  
memory foam



Enhanced  
breathability



Improved  
support



Reversible mattress  
two comfort levels

AVAILABLE IN STANDARD DIMENSIONS:

200x 80 (90,140,160,180) cm

190x 80 (90,140,160,180) cm



**SMART FOAM** (3cm) replicates the feeling of latex, is supportive and supple to give you a great night's sleep. Smart Foam top is soft and comforting, conforming to the contours of your body to reduce tossing and turning and promote deep sleep. Its open cell structure allows material to breathe so there is no need for additional perforation in order to provide air flow.



**CONVENTIONAL PU FOAM** (18CM) is extremely durable and airy, but also elastic what allows to stand pressure and weight without permanent deformity and at the same time gives ideal support to the body during the sleep.




**CHARCOAL MEMORY FOAM** (3cm) this innovative memory foam for its incredible absorption properties, helps reduce trapped body heat, humidity and odour control and ideal for sensitive skin. Because of its features this foam type of is a good option for those who suffer from allergies to dust mites.



# GEL MEMORY 03

Sleep thermal comfort is one of the critical factors that affect sleep quality. Healthy sleep, which involves changes in sleep positions throughout the sleep cycle, is considered to help regulate body temperature. Thanks to our innovative cooling technology, we have created the 03 thermoregulated mattress. This technology effectively maintains your body temperature in balance, allowing the 03 model to dynamically respond to temperature changes.



height  
18 cm



GEL Memory foam



Optimal support



Cooling effect  
fall asleep faster



Antiallergic and  
antibacterial preferences

AVAILABLE IN STANDARD DIMENSIONS:  
200x 80 (90,140,160,180) cm  
190x 80 (90,140,160,180) cm



**1** GEL MEMORY FOAM (4cm) with infused gel particles is a product of innovative “Cooling” technology. Besides having all features of memory foam, it regulates body temperature by absorbing excess heat released during sleep. It conforms to your body to reduce


tossing and turning and promote deep sleep. Its open-cell structure allows the material to breathe. That way, there is no need for additional perforations to provide airflow. The gel particles infused into this foam with its open cell structure provide numerous benefits. The mattress comes with a mild cooling effect, enhanced breathability, an unfavorable environment for the development of microorganisms, and optimal thermoregulation. It also prevents excessive sweating and keeps your body temperature balanced during sleep.



**2** CONVENTIONAL PU FOAM (14cm) is an exceptionally durable and airy but elastic material. The elasticity allows it to stand pressure and weight without permanent deformity. At the same time, it provides ideal support to the body during sleep. Besides providing superb

support, the foam layer ensures a regenerative, good night's sleep.

# COOL FLEX 06



With its specially designed core from several foam types, the 06 mattress helps by relieving pressure points. Consequently, it enables muscle relaxation, ensuring a relaxed and ultimate comfortable sleep experience.



CoolFlex®  
foam



Flexible and  
supportive



Optimal support



For better comfort cover  
is quilted with hollowfiber

AVAILABLE IN STANDARD DIMENSIONS:  
200x 80 (90,140,160,180) cm  
190x 80 (90,140,160,180) cm

1



300-gram HOLLOWFIBRE (1cm)  
quilted in the mattress cover.

2



HR FOAM (4cm) contours to the body exceptionally well. Its cell structure enables extreme elasticity and optimal supporting force. This type of foam distributes pressure across an entire surface. It helps mattresses block the transfer of motion from one sleeper to another. This characteristic is the most valuable mattress feature for those who share a bed with a restless partner. The elasticity of HR foam helps to prolong the comfort life of the mattress. The more resilient the foam is, the longer you can expect the mattress to retain its long-lasting level of comfort.


3



CONVENTIONAL PU FOAM (15cm) is an exceptionally durable and airy but elastic material. The elasticity allows it to stand pressure and weight without permanent deformity. At the same time, it provides ideal support to the body during sleep. Besides providing superb support, the foam layer ensures a regenerative, good night's sleep.

# COOL FLEX 08

With the 08 mattress, you can enjoy a good night's sleep and wake up feeling refreshed and ready for the day. It's created to help your body recover from a day of busy activities. The mattress provides the right level of support and comfort to relieve the pressure points during the night. It's designed to adapt to body weight, shape, and sleeping style. With its specially designed core, this mattress will provide the ideal level of comfort and support.



CoolFlex®  
foam



Enhanced  
breathability



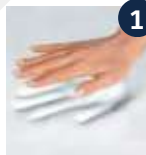
Antiallergic and  
antibacterial preferences



For better comfort base  
layer is CNC convoluted

AVAILABLE IN STANDARD DIMENSIONS:  
200x 80 (90,140,160,180) cm  
190x 80 (90,140,160,180) cm

**1** AIRCELL® MEMORY FOAM (2cm) is one of the most popular and innovative types of foam due to its features. What makes it unique is its “slow recovery” effect (slow recovery after pressure) and great adaptability to the contours of the body, its weight, and temperature. These characteristics are what reduce the transmission of movements during sleep. They also evenly distribute the pressure to the body at all support points. This, in turn, helps prevent pain and stiffness.



**2** HR FOAM (4cm) contours to the body exceptionally well. Its cell structure enables extreme elasticity and optimal supporting force. This type of foam distributes pressure across an entire surface. It helps mattresses block the transfer of motion from one sleeper to another. This characteristic is the most valuable mattress feature for those who share a bed with a restless partner. The elasticity of HR foam helps to prolong the comfort life of the mattress. The more resilient the foam is, the longer you can expect the mattress to retain its long-lasting level of comfort.




**3** CONVENTIONAL PU FOAM (16cm) is an exceptionally durable and airy but elastic material. The elasticity allows it to stand pressure and weight without permanent deformity. At the same time, it provides ideal support to the body during sleep. Besides providing superb support, the foam layer ensures a regenerative, good night's sleep.



07

POCKET HYBRID



Experience ,night after night ,  
the unique features and the  
unsurpassed comfort of the  
mattress from the top-quality  
collection,made from the  
highest quality materials  
obtained by using high  
technology

emma®

*Best Sleep*



# POCKET HYBRID 07

**HYBRID** Mattress offer conforming comfort, stable body support, pressure relief, and proper alignment for your spine.

In other words, the right hybrid mattress can make you feel nearly weightless allowing you to get better REM sleep. This type of mattress has better motion isolation thanks to their pocketed coils, so this type of mattress is a fantastic option if you often switch sleeping positions. An added benefit is that hybrid mattresses can be combined with adjustable bases for the greatest comfort!



height  
22 cm



Cooling effect  
fall asleep faster



Pocket spring layer



Pain and  
pressure relief



Flexible and supportive


AVAILABLE IN STANDARD DIMENSIONS:

200x 80 (90,140,160,180) cm

190x 80 (90,140,160,180) cm



**AIR CELL MEMORY FOAM** (4CM) is one of foam due to its features. What makes it unique is its "slow recovery" effect (slow recovery after pressure) and great adaptability to the contours of the body, its weight and temperature, which reduce the transmission of movements during sleep and evenly distributes the pressure of the body at all points of support preventing pain and stiffness.



**CONVENTIONAL PU FOAM** (3+3CM) is extremely durable and airy, but also elastic what allows to stand pressure and weight without permanent deformity and at the same time gives ideal support to the body during the sleep



**POCKET SPRING** (12CM) Hybrid & pocket spring mattresses from EWWA combine this incredible material with various mattress technologies, including Air CELL, 7 Comfort Zones Pocket spring and PU foam, so you can find a mattress that suits your and your family's sleeping needs perfectly.



# 05 DIAMOND TOPPER



Topper is a great solution  
to maximize your sleeping  
comfort in your bed.

ewwa<sup>®</sup>

*Best Sleep*





# DIAMOND TOPPER 05

**DIAMOND** is a TOPPER of exceptional quality, elasticity, and durability, resistant to deformities. Due to its wavy surface, air flow and amortisation channels for ventilating the core of topper, high level of surface and core breathability's well as optimal body support and exceptional elasticity are attained



Egg shaped layer



Ideal support



Enhanced  
breathability



Stands pressure and weight  
without permanent deformity


AVAILABLE IN STANDARD DIMENSIONS:

200x 80 (90,140,160,180) cm

190x 80 (90,140,160,180) cm

## CONVENTIONAL PU FOAM ( 5 CM )

is extremely durable and airy, but also elastic what allows to stand pressure and weight without permanent deformity and at the same time gives ideal support to the body during the sleep. Except it providing ideal support this foam layer ensure regenerative, more complete night's sleep. For better comfort layer is egg shaped convoluted.



04

MEMORY TOPPER



With MEMORY TOPPER you can  
enjoy a good night's sleep and  
wake up feeling refreshed and  
ready for the day

ewwa®

*Best Sleep*



# MEMORY TOPPER 04

With **MEMORY TOPPER** you can enjoy a good night's sleep and wake up feeling refreshed and ready for the day. It is created to help your body to recover from a day of busy activities, providing right level of support and comfort to relieve the pressure points during the night. It is designed to adapt to body weight, shape and sleeping style.



Memory  
foam



Optimal  
support



Antiallergic and  
antibacterial preferences



Cooling effect  
fall asleep faster

AVAILABLE IN STANDARD DIMENSIONS:

200x 80 (90,140,160,180) cm

190x 80 (90,140,160,180) cm

**GEL MEMORY FOAM** with injected gel particles, as a product of innovative 'Cooling' technology, beside having all features of memory foam, regulates temperature by absorbing excess heat that body releases during sleep, contours of your body to reduce tossing and turning and promote deep sleep. Its open cell structure allows material to breathe so there is no need for additional perforations in order to provide air flow.

The Gel particles injected into this foam as well as its open cell structure provide: a mild cooling effect, enhanced breathability, an unfavourable environment for the development of micro-organisms, optimal thermoregulation, preventing excessive sweating and keeps your body temperature in balance during sleep.





# 12

# MEMORY PILLOW



MEMORY PILLOW is an ideal solution for all side sleepers, especially for those who prefer an optimal balance between support and comfort

**emma<sup>®</sup>**

*Best Sleep*



# MEMORY PILLOW 12

**MEMORY PILLOW** is an ideal solution for all side sleepers, especially for those who prefer an optimal balance between support and comfort. Memory foam cells distribute air to each other due to weight pressure and adjust perfectly to body contours, which brings to relief head and neck from tension and stiffness sensation



Memory foam



Pressure and  
pain relieving



Enhanced  
breathability



Antibacterial and  
antiallergic preferences



Optimal head  
and neck support

AVAILABLE DIMENSIONS:  
60x40x12cm

**AIR CELL MEMORY FOAM** is one of foam due to its features. What makes it unique is its "slow recovery" effect (slow recovery after pressure) and great adaptability to the contours of the body, its weight and temperature, which reduce the transmission of movements during sleep and evenly distributes the pressure of the body at all points of support preventing pain and stiffness. Memory foam provides an amazing feeling of comfort without excessive pressure on the body and has been proven to improve blood circulation during sleep



# MEMORY PILLOW 13

## Shredded

Traditional pillow type suitable for all sleeping positions. Memory foam flakes in the pillow core equally disperse pressure and prevent the creation of critical pressure points that may cause pain and stiffness. Shredded memory foam circulates more air and provides life-long comfort. The softness of the pillow depends on the type of foam in the core, memory, or “smart” foam. The inner cover is quilted with 0,8cm foam foil. It provides additional comfort and more pleasant sleep.



Shredded  
memory foam



Optimal head  
and neck support



Enhanced  
breathability



Antibacterial and  
antiallergic preferences

AVAILABLE DIMENSIONS:  
60x40 cm and 70x50 cm



AIRCELL® MEMORY FOAM is one of the most popular and innovative types of foam due to its features. What makes it unique is its “slow recovery” effect (slow recovery after pressure) and great adaptability to the contours of the body, its weight, and temperature. These characteristics are what reduce the transmission of movements during sleep. Its key feature is that it evenly distributes the pressure to the body at all support points. In turn, this helps prevent pain and stiffness. Memory

foam provides a phenomenal feeling of comfort without excessive stress on the body. It has also been proven to improve blood circulation during sleep.



# MEMORY PILLOW 14

## Contour

The well-known contour pillow gives sleep a whole new dimension. Made of Air Cell memory foam, this pillow is very comfortable and airy. It's optimized for keeping the spine in proper alignment during the night. An ergonomically contoured pillow core gives ideal support for the head and neck in just the right places. The carefully planned design provides pain and tension relief. It helps with decreasing headache and neck soreness sensation. This pillow allows neck and shoulder muscles to relax while being fully supportive at the same time. It is an excellent choice for all back and side sleepers.



AirCell®  
memory foam



Pressure  
Relieving



Ergonomic  
support



Antibacterial and  
antiallergic properties

AVAILABLE DIMENSIONS:  
50x30x10/7 cm  
60x40x11/9 cm



AIRCELL® MEMORY FOAM is one of the most popular and innovative types of foam due to its features. What makes it unique is its “slow recovery” effect (slow recovery after pressure) and great adaptability to the contours of the body, its weight, and temperature. These characteristics are what reduce the transmission of movements during sleep. Its key feature is that it evenly distributes the pressure to the body at all support points. In turn, this helps prevent pain and stiffness. Memory

foam provides a phenomenal feeling of comfort without excessive stress on the body. It has also been proven to improve blood circulation during sleep.

[www.ewwamattress.com](http://www.ewwamattress.com)

# ewwa<sup>®</sup>

*Best Sleep*

[sales@ewwamattress.com](mailto:sales@ewwamattress.com)



OEKO-TEX<sup>®</sup>  
CONFIDENCE IN TEXTILES  
**STANDARD 100**



ewwa<sup>®</sup>