

Euphoria[®]

KITCHEN AND HOME APPLIANCES



www.avrasyaexport.com



1

Kitchen and Home Appliances
05-40 page

2

Airfryer
41-44 page



3

Personal Care Products
45-56 page



4

Water Heater
57-60 page



5

Vacuum Cleaner
61-72 page



6

Fans
73-76 page



7

Heater
77-78 page



8

Iron
79-84 page



A new generation of cooking
that combines flavor and health!



BLENDER



HAND BLENDER - BLD-01

- 350 W - 220-240V - 50-60Hz
- Low Noise
- Hanging Up Loop
- Stainless Steel Rod and Blade
- 1 Speed Function
- CE, ROHS, EMC, LVD



HAND BLENDER - BLD-02

- 350 W - 220-240V - 50-60Hz
- Low Noise
- Hanging Up Loop
- Stainless Steel Rod and Blade
- 1 Speed Function
- CE, ROHS, EMC, LVD



HAND BLENDER - BLD-26

- 900W - 220-240V - 50-60Hz
- Low Noise
- Hanging Up Loop
- Stainless Steel Rod and Blade
- 1 Speed Function
- CE, ROHS, EMC, LVD



HAND BLENDER - BLD-27

- 900W - 220-240V - 50-60Hz
- Low Noise
- Hanging Up Loop
- Stainless Steel Rod and Blade
- 1 Speed Function
- CE, ROHS, EMC, LVD



HAND BLENDER - BLD-03

- 350W - 220-240V - 50-60Hz
- Low Noise
- Hanging Up Loop
- Stainless Steel Rod and Blade
- 1 Speed Function
- CE, ROHS, EMC, LVD



HAND BLENDER - BLD-04

- 1700W - 220-240V - 50-60Hz
- Low Noise
- Hanging Up Loop
- Stainless Steel Rod and Blade
- 2 Speed Function
- CE, ROHS, EMC, LVD



HAND BLENDER - BLD-05

- 1700W - 220-240V - 50-60Hz
- Low Noise
- Hanging Up Loop
- Stainless Steel Rod and Blade
- 2 Speed Function
- CE, ROHS, EMC, LVD



HAND BLENDER - BLD-28

- 1700W - 220-240V - 50-60Hz
- Low Noise
- Hanging Up Loop
- Stainless Steel Rod and Blade
- 2 Speed Function
- CE, ROHS, EMC, LVD

BLENDER



HAND BLENDER - BLD-06

- 1700W - 220-240V - 50-60Hz
- Low Noise
- Hanging Up Loop
- Stainless Steel Rod and Blade
- 2 Speed Function
- Chopper
- Anti-Skid, Plastic Rubber Base
- 600 ml Measuring Cup
- Stainless Steel Dual Beater
- CE, ROHS, EMC, LVD

HAND BLENDER - BLD-07

- 1700W - 220-240V - 50-60Hz
- Low Noise
- Hanging Up Loop
- Stainless Steel Rod and Blade
- 2 Speed Function
- Chopper
- Anti-Skid, Plastic Rubber Base
- 600 ml Measuring Cup
- Stainless Steel Dual Beater
- CE, ROHS, EMC, LVD



HAND BLENDER - BLD-08

- 1700W - 220-240V - 50-60Hz
- Low Noise
- Hanging Up Loop
- Stainless Steel Rod and Blade
- 2 Speed Function
- Chopper
- Anti-Skid, Plastic Rubber Base
- 600 ml Measuring Cup
- Stainless Steel Dual Beater
- CE, ROHS, EMC, LVD





HAND BLENDER - BLD-09

- 1700W - 220-240V - 50-60Hz
- Low Noise
- Hanging Up Loop
- Stainless Steel Rod and Blade
- 2 Speed Function
- Chopper
- Anti-Skid, Plastic Rubber Base
- 600 ml Measuring Cup
- Stainless Steel Dual Beater
- CE, ROHS, EMC, LVD

HAND BLENDER - BLD-10

- 1700W - 220-240V - 50-60Hz
- Hanging Up Loop
- Stainless Steel Rod and Blade
- 2 Speed Function
- Chopper
- Anti-Skid, Plastic Rubber Base
- 600 ml Measuring Cup
- Stainless Steel Dual Beater
- CE, ROHS, EMC, LVD



HAND BLENDER - BLD-11

- 1700W - 220-240V - 50-60Hz
- Low Noise
- Hanging Up Loop
- Stainless Steel Rod and Blade
- 2 Speed Function
- 600 ml Measuring Cup
- Stainless Steel Dual Beater
- CE, ROHS, EMC, LVD



BLENDER



HAND BLENDER - BLD-12

- 1700W - 220-240V - 50-60Hz
- Low Noise
- Hanging Up Loop
- Stainless Steel Rod and Blade
- Special Design Patented SS Rod
- 2 Speed Function
- 1500 ml Chopper
- 2 psc Scredding
- 1 pes Slicing
- Anti-Skid, Plastic Rubber Base
- 600 ml Measuring Cup
- Stainless Steel Dual Beater

HAND BLENDER - BLD-13

- 1700W - 220-240V - 50-60Hz
- Low Noise
- Hanging Up Loop
- Stainless Steel Rod and Blade
- Special Design Patented SS Rod
- 2 Speed Function
- 1500 ml Chopper
- 2 psc Scredding
- 1 pes Slicing
- Anti-Skid, Plastic Rubber Base
- 600 ml Measuring Cup
- Stainless Steel Dual Beater



HAND BLENDER - BLD-14

- 1700W - 220-240V - 50-60Hz
- Low Noise
- Hanging Up Loop
- Stainless Steel Rod and Blade
- Special Design Patented SS Rod
- 2 Speed Function
- 1500 ml Chopper
- 2 psc Scredding
- 1 pes Slicing
- Anti-Skid, Plastic Rubber Base
- 600 ml Measuring Cup
- Stainless Steel Dual Beater



HAND BLENDER - BLD-15

- Special Design Stand (NEW!)
- 1700W - 220-240V - 50-60Hz
- Low Noise
- Hanging Up Loop
- Stainless Steel Rod and Blade
- 2 Speed Function
- 1500 ml Chopper
- 2 pcs Scredding
- 1 pcs Slicing
- Anti-Skid, Plastic Rubber Base
- 600 ml Measuring Cup
- Stainless Steel Dual Beater
- CE, ROHS, EMC, LVD



HAND BLENDER - BLD-16

- SpecialDesign Stand (NEW!)
- 1700W - 220-240V - 50-60Hz
- Low Noise
- Hanging Up Loop
- Stainless Steel Rod and Blade
- Special Design Patented SS Rod
- 2 Speed Function
- 1500 ml Chopper
- 2 pcs Scredding
- 1 pcs Slicing
- Anti-Skid, Plastic Rubber Base
- 600 ml Measuring Cup
- Stainless Steel Dual Beater



HAND BLENDER - BLD-17

- SpecialDesign Stand (NEW!)
- 1700W - 220-240V - 50-60Hz
- Low Noise
- Hanging Up Loop
- Stainless Steel Rod and Blade
- Special Design Patented SS Rod
- 2 Speed Function
- 1500 ml Chopper
- 2 pcs Scredding
- 1 pcs Slicing
- Anti-Skid, Plastic Rubber Base
- 600 ml Measuring Cup
- Stainless Steel Dual Beater



BLENDER



HAND BLENDER - BLD-18

- 1700W - 220-240V - 50-60Hz
- Low Noise
- Hanging Up Loop
- Stainless Steel Rod and Blade
- 2 Speed Function
- Chopper
- Anti-Skid, Plastic Rubber Base
- Stainless Steel Dual Beater
- CE, ROHS, EMC, LVD

HAND BLENDER - BLD-19

- 1700W - 220-240V - 50-60Hz
- Low Noise
- Hanging Up Loop
- Stainless Steel Rod and Blade
- 2 Speed Function
- Chopper
- Anti-Skid, Plastic Rubber Base
- 600 ml Measuring Cup
- Stainless Steel Dual Beater
- 1000 ml Measuring Cup
- CE, ROHS, EMC, LVD



HAND BLENDER - BLD-20

- 900W - 220-240V - 50-60Hz
- AC Motor
- Hanging Up Loop
- Stainless Steel Rod and Blade
- Chopper
- Anti-Skid, Plastic Rubber Base
- CE, ROHS, EMC, LVD



HAND BLENDER - BLD-21

- 900W - 220-240V - 50-60Hz
- AC Motor
- Hanging Up Loop
- Stainless Steel Rod and Blade
- Chopper
- Anti-Skid, Plastic Rubber Base
- CE, ROHS, EMC, LVD



HAND BLENDER - BLD-22

- 900W - 220-240V - 50-60Hz
- AC Motor
- Hanging Up Loop
- Stainless Steel Rod and Blade
- Chopper
- Anti-Skid, Plastic Rubber Base
- CE, ROHS, EMC, LVD



HAND BLENDER - BLD-23

- 900W - 220-240V - 50-60Hz
- AC Motor
- Hanging Up Loop
- Stainless Steel Rod and Blade
- Chopper
- Anti-Skid, Plastic Rubber Base
- CE, ROHS, EMC, LVD



BLD00-005 Blender Set

- 220-240V 50/60Hz
- 1200W
- Button control
- S/S body
- 1.5L Glass Jar
- Smoothie, ice-crushing, and pulse functions with dedicated buttons

BLENDER



HAND BLENDER - BLD-24

- SpecialDesign Stand (NEW!)
- 1700W - 220-240V - 50-60Hz, Hanging Up Loop
- Special Design Patented SS Rod
- Stainless Steel Rod and Blade
- 2 Speed Function
- 1500 ml Special Design
- Patented Storage Stand
- Anti-Skid, Plastic Rubber Base
- CE, ROHS, EMC, LVD



BLD00-001P STAINLESS BLENDER SET

- 1500W - 220-240V - 50-60Hz
- Stainless Steel Rod
- Stainless Steel Blade
- Led Light button
- Double Speed Control
- Continuous Speed Control
- 600 ml Chopper Chamber
- 600 ml Measuring Cup
- There isn't any paint.



BLD00-003P Stainless Steel Blender Set

- Motor: DC motor, 1500W
- Stainless Steel Stick
- Two Speeds + Adjustable Speed Control
- Material: AS
- Capacity: 500 ml (Max mark), total 800 ml



BLD00-004P Stainless Steel Blender Set

- Power: 220-240V, 1500W, low-noise DC motor
- Control: 2 speeds with soft-touch switch and speed control
- Removable Foot
- Stainless Steel 4 Blades
- AS Cup: 600ml
- AS Chopper: 500ml
- Quick Release



BLD00-003 Stainless Steel Blender

- 220V, 50Hz, 700W
- 2 Speed Options with 8 variable speeds
- Removable Stainless Steel Stick
- Powerful and Quiet DC motor
- Blue LED light
- VDE Plug
- 860ml Chopper and Whisk



BLD-26 Stainless Steel Blender Set

- 1500W - 220-240V - 50-60Hz
- DC Motor
- Stainless Steel 304 Body, Shaft, Blade
- Led-Lit Button
- Dual Speed Control And Continues Speed Control
- 600 MI Chopper Bowl
- No Spray Paint

PERSONAL BLENDER



PERSONAL BLENDER -PSB-01

- 600W - 220V -240V, 50-60 Hz
- Stainless Steel Blade
- BPA-free Mixing Bottles with a Capacity of 570 ml and 400 ml
- Coffee grinder 180 ml
- Anti-Slip Silicone Ring
- Ice Crushing Feature
- Without Gasket
- CE, EMC,LVD, ROHS

PERSONAL BLENDER -PSB-02

- 600W - 220V -240V, 50-60 Hz
- Stainless Steel Blade
- BPA-free Mixing Bottles with a Capacity of 570 ml and 400 ml
- Coffee grinder 180 ml
- Anti-Slip Silicone Ring
- Ice Crushing Feature
- Without Gasket
- CE, EMC,LVD, ROHS



PERSONAL BLENDER -PSB-03

- 600W - 220V -240V, 50-60 Hz
- Stainless Steel Blade
- BPA-free Mixing Bottles with a Capacity of 570 ml and 400 ml
- Coffee grinder 180 ml
- Anti-Slip Silicone Ring
- Ice Crushing Feature
- Without Gasket
- CE, EMC,LVD, ROHS





PB-0021 INOX PERSONAL BLENDER

- 220-240V 50/60Hz 1200W
- Button-controlled switch
- S/S housing
- 1.5L glass jar
- Ice crushing with smoothie function, pulse buttons
- Optional attachments:
- Chopper and grinder bowl



PB-0011 INOX PERSONAL BLENDER

- 220-240V 50/60Hz 1200W
- Button-controlled switch
- S/S housing
- 1.5L glass jar
- Ice crushing with smoothie function, pulse buttons
- Optional add-ons:
- Chopper and grinder bowl

CHOPPER



CHOPPER-CH-01

- 220V -240V, 50-60 Hz
- 500-600 W
- Stainless Steel Blade
- Anti-Skid, Plastic Rubber Base
- 1000 ml Measuring Cup
- CE, ROHS, EMC, LVD



CHOPPER-CH-02

- 220V -240V, 50-60 Hz
- 500-600 W
- Stainless Steel Blade
- Anti-Skid, Plastic Rubber Base
- 1000 ml Measuring Cup
- CE, ROHS, EMC, LVD



CHOPPER-CH-03

- 220V -240V, 50-60 Hz
- 500-600 W
- Stainless Steel Blade
- Anti-Skid, Plastic Rubber Base
- 1000 ml Measuring Cup
- CE, ROHS, EMC, LVD



CHOPPER-CH-04

- 220-240V - 50-60Hz
- Low Noise
- Hanging Up Loop
- Stainless Steel Rod and Blade
- 1 Speed Function
- CE, ROHS, EMC, LVD



CHOPPER-CH-05

- 220V -240V, 50-60 Hz
- 500-600 W
- Stainless Steel Blade
- Anti-Skid, Plastic Rubber Base
- 1000 ml Measuring Cup
- CE, ROHS, EMC, LVD



CHOPPER-CH-06

- 220V -240V, 50-60 Hz
- 500-600 W
- Stainless Steel Blade
- Anti-Skid, Plastic Rubber Base
- 1000 ml GLASS BOWL
- CE, ROHS, EMC, LVD

Glass
BOWL



CHOPPER-CH-07

- 220V -240V, 50-60 Hz
- 500-600 W
- Stainless Steel Blade
- Anti-Skid, Plastic Rubber Base
- 1000 ml GLASS BOWL
- CE, ROHS, EMC, LVD

Glass
BOWL



CHOPPER-CH-08

- 220V -240V, 50-60 Hz
- 500-600 W
- Stainless Steel Blade
- Anti-Skid, Plastic Rubber Base
- 1000 ml GLASS BOWL
- CE, ROHS, EMC, LVD

Glass
BOWL

MIXER



HAND MIXER -HM-01

- 300W
- 220V -240V, 50-60 Hz
- Stainless Steel Beater
- Stainless Steel Dough Part
- 7 Speed function
- CE, ROHS, EMC, LVD



HAND MIXER -HM-02

- 300W
- 220V -240V, 50-60 Hz
- Stainless Steel Beater
- Stainless Steel Dough Part
- 7 Speed function
- CE, ROHS, EMC, LVD



HAND MIXER -HM-03

- 300W
- 220V -240V, 50-60 Hz
- Stainless Steel Beater
- Stainless Steel Dough Part
- 7 Speed function
- CE, ROHS, EMC, LVD



HAND MIXER -HM-04

- 700W
- 220V -240V, 50-60 Hz
- Stainless Steel Beater
- Stainless Steel Dough Part
- 5 Speed function
- Turbo Function
- CE, ROHS, EMC, LVD



HAND MIXER -HM-05

- 220V -240V, 50-60 Hz
- 500-600 W
- Stainless Steel Beater
- Stainless Steel Dough Part
- 5 Speed and turbo function
- CE, ROHS, EMC, LVD

HAND MIXER -HM-06

- 300W
- 220V -240V, 50-60 Hz
- Stainless Steel Beater
- Stainless Steel Dough Part
- 7 Speed function
- CE, ROHS, EMC, LVD



HAND MIXER -HM-07

- 300W
- 220V - 240V, 50-60 Hz
- Stainless Steel Beater
- Stainless Steel Dough Part
- 7 Speed function
- CE, RIHS, EMC, LVD

RED SERIES





BAMBU SERIES





MEAT GRINDER MG-01

- 220-240V, 50-60 Hz, 1600-2000 W
- AC Motor
- 2 pcs Stainless Steel Grinding Discs
- Sausage Equipment and Kibbeh Equipment
- Retreat Function
- Anti-Skid, Plastic Rubber Base
- Food Tray
- Disc Storage Section
- Plastic Pusher

MEAT GRINDER MG-02

- 220-240V, 50-60 Hz, 1600-2000 W
- AC Motor
- 2 pcs Stainless Steel Grinding Discs
- Sausage Equipment and Kibbeh Equipment
- Retreat Function
- Anti-Skid, Plastic Rubber Base
- Food Tray
- Disc Storage Section
- Plastic Pusher



CH-010 Steel Chopper

- 6L
- Steel cup
- 4 blades
- 7632 CCA motor (1000W)
- EU plug

FRUIT AND ORANGE JUICER





- Main Motor Speed: 9 RPM
- Charging Time: 2-3 hours
- Cup Diameter: 110 mm
- Motor: 390 copper motor with high temperature
- Battery: 1300 mAh
- 10C power battery
- Maximum Juice Volume: 175 mL
- User manual



FRUIT AND ORANGE JUICER MS-001

TURKISH COFFEE MAKER



The perfect foam and flavor
accompany you wherever you want.

800_{ML}
CAPACITY



- 220V -240V
- 450-500W
- 50-60 Hz
- 800 ml Water Capacity
- Automatic Closing System
- Audible Alert Feature
- 4 Cups Capacity
- Ember Cooking Feature

TURKISH COFFEE MAKER CP-13

FILTER COFFEE MAKER



PERSONEL FILTER COFFEE MAKER CP 09

- 220-240V , 50-60 HZ
- 650-750W
- 350ml Water Chamber Capacity
- Washable Filter
- Security System
- Open-close Key
- Stainless Steel Cup
- One Key Practical Use
- CE, ROHS, LVD, EMC



PERSONEL FILTER COFFEE MAKER CP 10

- 220-240V , 50-60 HZ
- 650-750W
- 350ml Water Chamber Capacity
- Washable Filter
- Security System
- Open-close Key
- Stainless Steel Cup
- One Key Practical Use
- CE, ROHS, LVD, EMC



PERSONEL FILTER COFFEE MAKER CP 11

- 220-240V , 50-60 HZ
- 650-750W
- 350ml Water Chamber Capacity
- Washable Filter
- Security System
- Open-close Key
- Stainless Steel Cup
- One Key Practical Use
- CE, ROHS, LVD, EMC



FILTER COFFEE MAKER



PERSONEL FILTER COFFEE MAKER CP 12

- 220-240V , 50-60 HZ
- 650-750W
- 350ml Water Chamber Capacity
- Washable Filter
- Security System
- Open-close Key
- Stainless Steel Cup
- One Key Practical Use
- CE, ROHS, LVD, EMC



PERSONEL FILTER COFFEE MAKER CP-10

- 220V - 240V
- 750W
- 50-60 Hz
- CERAMIC CUP
- CE, ROHS, LVD



PERSONEL FILTER COFFEE MAKER CP-07

- 220-240V
- 850W
- 50-60 HZ
- 10-12 Cup Coffee Pot
- CE, ROHS, LVD
- ERP 40 minutes auto off after brewing
- The Plate Temperature 200-250 Degrees

FILTER COFFEE MAKER



BFK00-001 FILTER COFFEE MAKER

- Pour over brewing technique
- Aroma diffuser pot
- 800W, 220-240 V
- Capacity: 6-8 cup
- Ergonomic design
- Rotating apparatus that brings hot water and coffee into full contact
- Coffee temperature: 76
- Brewing time: 7 dk
- Frp energy saving program
- Non-slip sole
- Surface that keeps the temperature constant

ALSO HERBAL TEA CAN BE MADE IN THIS MACHINE



BFK00-003 FILTER COFFEE MACHINE

- 220-240V, 50Hz, 900W
- Water level indicator, capacity: 12-15 cups
- Anti-drip feature, keep warm function
- Includes permanent filter and spoon
- On/off button with light indicator
- Auto drip coffee plastic housing with S/S declaration
- Coffee bean container capacity: 60 g
- 24 Hour fully programmable timer
- Microcomputer touch control with LVD display
- Adjustable capacity setting from 2 to 15 cups via button
- With function of grinding coffee beans with S/S filter
- Removable coffee bean container
- Turns off auto with keep warm function

FILTER COFFEE MAKER



BFK00-002 AUTO INOX FILTER COFFEE MAKER

- 220-240V, 12-14 cup, 80x60 LED Screen
- Auto coffee brewing instruction at the preferred time
- Digital control panel, Fast programming with one button
- Warning sound when brewing is completed
- Optional silent mode feature
- Ability to keep coffee warm for the time you choose
- Stainless steel body
- Strong, light and medium aroma coffee brewing options
- Special permanent filter available
- Auto lime cleaning feature
- There is valve system that prevents dripping 20 seconds when the teapot is removed in an emergency while the coffee brewing mode is on

PERSONAL FILTER COFFEE MAKER CP-07

- 220-240V
- 50-60 Hz
- 10-12 Cup Coffee Pot
- CE, ROHS, LVD
- ERP 40 minutes auto off after brewing
- The Plate Temperature 200-250 Degrees



BFK00-004 Filter Coffee Maker with Grinder

- 12-cup small-sized coffee grinder
- Power: 220-240V 50Hz 900W
- Unit size: 430mm×213mm×314mm
- Capacity: 12CUP (1500ml)
- Water tank capacity: 1.5L
- Bean box capacity: 220g
- Horizontal grinding system
- Direct drop structure, less coffee powder residue
- 1.5L large fixed water tank
- Adjustable coffee particle size and coffee strength
- Coffee temperature can be $78^{\circ}\text{C} \pm 2^{\circ}\text{C}$
- Fast and effective coffee brewing.

FILTER COFFEE MAKER



KM-002T

Espresso Coffee Machine with Milk Frother

- 220-240V, 50-60Hz, 1350W
- 1.0L water tank, 500ML milk tank
- 20-bar high-pressure pump
- Thermoblock heating technology
- For precise temperature management
- Overheating and overpressure protection, with a safety valve for automatic pressure release
- One-touch operation for brewing espresso, cappuccino, and latte with small and large cup options
- Removable milk tank, water tank, and adjustable drip tray for easy cleaning
- Stainless steel base for pre-warming coffee cups

BFK00-005

- 1050W
- Capacity: 1.0L
- Coffee Bean Container Capacity: 60g
- Removable Coffee Bean Container
- 24-Hour Fully Programmable Timer
- Microcomputer Control
- LCD Display
- Keep Warm Function



BFK00-006

Programmable Filter Coffee Machine

- AC 120V, 1000W / 220-240V, 1000W
- Quick Programming
- Easy-to-Touch Digital Controls
- Brew Completion Signal
- Keep Warm Timer
- Stainless Steel Exterior
- Brewing Options, Aroma Function
- 24-Hour Programmable Clock
- Permanent Filter, Automatic Cleaning Feature
- Temperature Control
- Adjustable Auto Shut-Off
- 80x60 mm LED Display





ELECTRIC KETTLE KTL-01

- 220-240V
- 50-60 Hz
- 1600-1900 W
- Stainless Steel
- 1,8 LT. Capacity
- CE, ROHS, EMC, LV



GLASS KETTLE - CK01

- Anti scalding pot body, not afraid of being accidentally touched and scalded
- Cordless design, 360 degree rotation, convenient to use
- Hidden heating plate, safe and reliable
- Automatic switch-off, boil dry and overheat protection
- 201 Stainless steel concealed heating element

WATER DISPENSER

WATER DISPENSER SD-002

- 220-240V, 50-60Hz, 1200W
- Capacity: 3L
- Product Dimensions: 204.7 x 155.5 x 255.5 mm
- Gift Box Dimensions: 296 x 220 x 385 mm
- Main Carton Dimensions: 455 x 310 x 405 mm, 2 PCS/CTN





3.0_L
CAPACITY

220
VOLTAGE

- Capacity: 3.0L
- Power: 2000W
- Voltage: 220V
- Product Weight: 2 kg
- Body Exterior: PP (Polypropylene)
- Inner Chamber: PS (Polystyrene)
- Heating Element: Rare earth thick film
- Dimensions: 300 x 190 x 320 mm (W x D x H)

WATER DISPENSER
SD-001

HOT WATER THERMOS



0.45_L
CAPACITY

SS 304
Stainless
Steel

- 0.45L
- 300W
- 6 functions
- Non-stick coating and tea strainer
- SS 304 food-grade material
- One-button operation, easy to use.
- Boil-proof body material.
- Heating function
- Double safety protection:
Automatic shut-off, overheat protection.
- Heating Path: Separate power cord.



ST-001 HOT WATER THERMOS

AIR FRYER

A new generation of cooking
that combines flavor and health!





MANUAL AIR FRYER



AIR FRYER - AFM-01 MANUEL

- Power (W): 1500W
- Voltage (V): 220-240
- Controlling Mode: Manuel Control
- Oil Capacity: 5.5L
- Control: Temperature and timer
- 80°C - 200°C



AIR FRYER - AFM-02 MANUEL

- Power (W): 1500W
- Voltage (V): 220-240
- Controlling Mode: Manuel Control
- Oil Capacity: 5.5L
- Control: Temperature and timer
- 80°C - 200°C



AIR FRYER - AFM-03

- Power (W): 1500W
- Voltage (V): 220-240
- Controlling Mode: Manuel Control
- Oil Capacity: 4L
- Control: Temperature and timer
- 80°C - 200°C



AIR FRYER - AFM-04

- Power (W): 1500W
- Voltage (V): 220-240
- Controlling Mode: Manuel Control
- Oil Capacity: 5.5L
- Control: Temperature and timer
- 80°C - 200°C



AIR FRYER - AFD-01

- Power (W): 1500W
- Voltage (V): 220-240
- Controlling Mode: Digital Control
- Oil Capacity: 5.5L
- LED Display Knob Control
- 8 Program Features



AIR FRYER - AFD-02

- Power (W): 1500W
- Voltage (V): 220-240
- Controlling Mode: Digital Control
- Oil Capacity: 5.5L
- LED Display Knob Control
- 6 Program Features



AIR FRYER - AFD-03

- Power (W): 1200W-1500W
- Voltage (V): 220-240
- Controlling Mode: Digital Control
- Oil Capacity: 5.5L
- LED Display Knob Control
- 6 Program Features



AIR FRYER - AFD-04

- Power (W): 1500W
- Voltage (V): 220-240
- Controlling Mode: Digital Control
- Oil Capacity: 5.5L
- LED Display Knob Control
- 6 Program Features



AIR FRYER - AFD-05

- Power (W): 1800W
- Voltage (V): 220-240
- Controlling Mode: Digital Control
- Oil Capacity: 8L
- LED Display Knob Control
- 6 Program Features



PERSONAL CARE PRODUCTS

Take your hair styling
routine to the next level!



HAIR DRYER



AC-HAIRDRYER-HD-22

- AC Motor
- 220-240V
- 50-60 Hz
- 1800-2200 W
- Hanging Up Loop
- 2 Speed and Heat Function
- CoolShut Function
- Concentrator, Difuser
- Filter
- CE, ROHS, EMC, LVD

AC-HAIRDRYER-HD-23

- AC Motor
- 220-240V
- 50-60 Hz
- 1800-2200 W
- Hanging Up Loop
- 2 Speed and Heat Function
- CoolShut Function
- Concentrator, Difuser
- Filter
- CE, ROHS, EMC, LVD



AC-HAIRDRYER-HD-24

- AC Motor
- 220-240V
- 50-60 Hz
- 1800-2200 W
- Hanging Up Loop
- 2 Speed and Heat Function
- CoolShut Function
- Concentrator, Difuser
- Filter
- CE, ROHS, EMC, LVD



AC-HAIRDRYER-HD-25

- AC Motor
- 220-240V
- 50-60 Hz
- 1800-2200 W
- Hanging Up Loop
- 2 Speed and Heat Function
- CoolShut Function
- Concentrator, Difuser
- Filter
- CE, ROHS, EMC, LVD

AC-HAIRDRYER-HD-26

- AC Motor
- 220-240V
- 50-60 Hz
- 1800-2200 W
- Hanging Up Loop
- 2 Speed and Heat Function
- CoolShut Function
- Concentrator, Difuser
- Filter
- CE, ROHS, EMC, LVD



AC-HAIRDRYER-HD-27

- AC Motor
- 220-240V
- 50-60 Hz
- 1800-2200 W
- Hanging Up Loop
- 2 Speed and Heat Function
- CoolShut Function
- Concentrator, Difuser
- Filter
- CE, ROHS, EMC, LVD

HAIR DRYER



DC-HAIRDRYER-HD-15

- 220-240V
- 50-60 Hz
- 1800-2200 W
- Ion Function
- Hanging Up Loop
- 2 Speed and 2 Heat Function
- CoolShut Function
- CE, ROHS, EMC, LVD



DC-HAIRDRYER-HD-15

- 220-240V
- 50-60 Hz
- 1800-2200 W
- Ion Function
- Hanging Up Loop
- 2 Speed and 2 Heat Function
- CoolShut Function
- CE, ROHS, EMC, LVD



DC-HAIRDRYER-HD-17

- 220-240V, 50-60 Hz
- 1800-2200 W
- Ion Function
- Hanging Up Loop
- 2 Speed and 2 Heat Function
- CoolShut Function
- Concentrator, Difuser, DC Motor
- Chrome Back Cover
- CE, ROHS, EMC, LVD



DC-HAIRDRYER-HD-18

- 220-240V, 50-60 Hz
- 1800-2200 W
- Ion Function
- Hanging Up Loop
- 2 Speed and 2 Heat Function
- CoolShut Function
- Concentrator, Difuser, DC Motor
- Chrome Back Cover
- CE, ROHS, EMC, LVD



DC-HAIRDRYER-HD-19

- 220-240V, 50-60 Hz
- 1800-2200 W
- Ion Function
- Hanging Up Loop
- 2 Speed and 2 Heat Function
- CoolShut Function
- Concentrator, Difuser, DC Motor
- Chrome Back Cover
- CE, ROHS, EMC, LVD



DC-HAIRDRYER-HD-20

- 220-240V, 50-60 Hz
- 1800-2200 W
- Ion Function
- Hanging Up Loop
- 2 Speed and 2 Heat Function
- CoolShut Function
- Concentrator, Difuser, DC Motor
- Chrome Back Cover
- CE, ROHS, EMC, LVD



DC-HAIRDRYER-HD-21

- 220-240V, 50-60 Hz
- 1800-2200 W
- Ion Function
- Hanging Up Loop
- 2 Speed and 2 Heat Function
- CoolShut Function
- Concentrator, Difuser, DC Motor
- Chrome Back Cover
- CE, ROHS, EMC, LVD



DC-HAIRDRYER-HD-22

- 220-240V, 50-60 Hz
- 1700-2000 W
- Ion Function
- Hanging Up Loop
- 2 Speed and 2 Heat Function
- CoolShut Function
- Concentrator, Difuser, DC Motor
- Chrome Back Cover
- CE, ROHS, EMC, LVD

HAIR DRYER



DC-HAIRDRYER-HD-06

- 220-240V, 50-60 Hz
- 1950-2300 W
- Ion Function and Light
- Hanging Up Loop
- 2 Speed and 2 Heat Function
- CoolShut Function
- Concentrator, Difuser, DC Motor
- CE, ROHS, EMC, LVD



DC-HAIRDRYER-HD-07

- 220-240V
- 50-60 Hz
- 1800-2200 W
- Ion Function
- Hanging Up Loop
- 2 Speed and 2 Heat Function
- CoolShut Function
- CE, ROHS, EMC, LVD



DC-HAIRDRYER-HD-08

- 220-240V, 50-60 Hz
- 1950-2300 W
- Ion Function and Light
- Hanging Up Loop
- 2 Speed Function
- CoolShut Function
- Concentrator, Difuser
- CE, ROHS, EMC, LVD



DC-HAIRDRYER-HD-09

- 220-240V, 50-60 Hz
- 1950-2300 W
- Ion Function and Light
- Hanging Up Loop
- 2 Speed Function
- CoolShut Function
- Concentrator, Difuser
- CE, ROHS, EMC, LVD



DC-HAIRDRYER-HD-10

- 220-240V
- 50-60 Hz
- 1950-2300 W
- Ion Function
- Ion Light
- Hanging Up Loop
- 2 Speed Function
- CoolShut Function
- Concentrator, Difuser
- CE, ROHS, EMC, LVD

DC-HAIRDRYER-HD-11

- 220-240V
- 50-60 Hz
- 1950-2300 W
- Ion Function
- Ion Light
- Hanging Up Loop
- 2 Speed Function
- CoolShut Function
- Concentrator, Difuser
- CE, ROHS, EMC, LVD



DC-HAIRDRYER-HD-12

- 220-240V
- 50-60 Hz
- 1950-2300 W
- Ion Function
- Hanging Up Loop
- 2 Speed Function
- 2 Heat Function
- CoolShut Function
- Concentrator, Difuser, DC Motor
- CE, ROHS, EMC, LVD



HAIR DRYER



DC-HAIRDRYER-HD-13

- 220-240V
- 50-60 Hz
- 1950-2300 W
- Ion Function
- Hanging Up Loop
- 2 Speed Function
- 2 Heat Function
- CoolShut Function
- Concentrator , Difuser
- DC Motor
- CE, ROHS, EMC, LVD



DC-HAIRDRYER-HD-01

- 220-240V
- 50-60 Hz
- 1000-1250 W
- Hanging Up Loop
- 2 Speed Function
- CE, ROHS, EMC, LVD



DC-HAIRDRYER-HD-03

- 220-240V
- 50-60 Hz
- 1000-1250 W
- Hanging Up Loop
- 2 Speed Function
- CE, ROHS, EMC, LVD



DC-HAIRDRYER-HD-04

- 220-240V
- 50-60 Hz
- 1700-2000 W
- Hanging Up Loop
- 2 Speed Function
- CoolShut Function
- Concentrator, Difuser
- CE, ROHS, EMC, LVD



DC-HAIRDRYER-HD-05

- 220-240V
- 50-60 Hz
- 1700-2000 W
- Hanging Up Loop
- 2 Speed Function
- CoolShut Function
- Concentrator, Difuser
- CE, ROHS, EMC, LVD



DC-HAIRDRYER-HD-02

- 220-240V
- 50-60 Hz
- 1000-1250 W
- Hanging Up Loop
- 2 Speed Function
- CE, ROHS, EMC, LVD

HAIR DRYER



HD-38 BLDC Hair Dryer

- 220-240V 50-60Hz 1600-1900W
- 1000-Hour Long-Life BLDC Motor
- Rotatable Handle, Ionic Function
- Ultra High-Speed Motor, Over 110,000 RPM
- Independent Switch Button for Power On/Off and 2 Speed Settings
- 3 Temperature Settings with Push Button Control
- NTC Control, Lockable Cool Air Function
- Magnetic Detachable and Dual-Layer Protective Concentrator



HD-33 BLDC Hair Dryer

- 220V - 50Hz - 1800W BLDC Motor
- Magnetic Concentrator
- Constant Temperature, Cold Air Blowing
- Powerful Airflow Speed: 20.2m/s
- 3 Speed and Heat Settings
- Overheating Protection Function
- Automatic Cleaning Function
- 4-Color Ambient Light Ring for Different Temperatures



HD-39 BLDC Hair Dryer

- 220-240V 50-60Hz 1600-1900W
- 1000-Hour Long-Life BLDC Motor
- Ultra High-Speed Motor, Over 110,000 RPM
- Independent On/Off Switch Button
- 3 Temperature and Speed Settings
- Airflow and Temperature Adjustment with LED Indicators
- NTC Control, Ionic Function, Lockable Cool Air Function
- Dual-Layer Protective Concentrator



HD-32 BLDC SKM

- 220-240V 50-60Hz 1600-1900W
- High-speed BLDC motor, 110,000 RPM
- Independent switch button for power off and 2 speed settings, 2 heat settings
- Lockable cool air blowing function
- Special cold and hot cycle design
- LED indicators for different settings
- Magnetic detachable concentrator
- Optional ionic function, VDE plug



HD-42 AC HAIR DRYER MACHINE-1

- Power: 220V-240V~ 1800-2200W
- 2 speeds and 3 heat settings
- Two separate push-button switches
- Cool shot button
- Detachable air intake grill
- Overheating protection
- Long-lasting AC motor
- Hanging ring, 2.5m cable length
- Professional concentrator
- Diffuser (optional)
- Ionic function (optional)
- Weight: 750g (without accessories)
- Product size: 20.5x9.0x28.5 cm



HD-40 AC HAIR DRYER MACHINE-2

- Power: 220V-240V~ 1800-2200W
- 2 speeds and 3 heat settings
- Two separate toggle switches
- Cool air button
- Detachable air intake grill
- Overheating protection
- Long-lasting AC motor
- Hanging ring
- Professional concentrator
- Diffuser (optional)
- Ionic function (optional)
- Weight: 750g (without attachments)
- Product size: 20.5x9.0x28.5 cm

WATER HEATER

Instant hot water,
the warmth you need at any time!



WATER HEATER



WATERHEATER-WH-01

- 220-240V
- 50-60 Hz
- 7 Different Security System
- Continuous Hot Water
- ROHS, CE
- RATED POWER : 7500-9000 W
- WATER PRESSURE : 0,2 BAR
- WATER FLOW RATE : 2-4 LT/ MIN
- PROTECTION CLASS : IPX1 / CLASS



WATERHEATER-WH-02

- 220-240V
- 50-60 Hz
- 7 Different Security System
- Continuous Hot Water
- ROHS, CE
- RATED POWER : 7500-9000 W
- WATER PRESSURE : 0,2 BAR
- WATER FLOW RATE : 2-4 LT/ MIN
- PROTECTION CLASS : IPX1 / CLASS



WATERHEATER-WH-03

- 220-240V
- 50-60 Hz
- 7 Different Security System
- Continuous Hot Water
- ROHS, CE
- RATED POWER : 7500-9000 W
- WATER PRESSURE : 0,2 BAR
- WATER FLOW RATE : 2-4 LT/ MIN
- PROTECTION CLASS : IPX1 / CLASS



WATERHEATER-WH-04

- 220-240V
- 50-60 Hz
- 7 Different Security System
- Continuous Hot Water
- ROHS, CE
- RATED POWER : 7500-9000 W
- WATER PRESSURE : 0,2 BAR
- WATER FLOW RATE : 2-4 LT/ MIN
- PROTECTION CLASS : IPX1 / CLASS



WATERHEATER-WH-05

- 220-240V
- 50-60 Hz
- 7 Different Security System
- Continuous Hot Water
- ROHS , CE
- RATED POWER : 7500-9000 W
- WATER PRESSURE : 0,2 BAR
- WATER FLOW RATE : 2-4 LT/ MIN
- PROTECTION CLASS : IPX1 / CLASS 1



WATERHEATER-WH-06

- 220-240V
- 50-60 Hz
- 7 Different Security System
- Continuous Hot Water
- ROHS , CE
- RATED POWER : 7500-9000 W
- WATER PRESSURE : 0,2 BAR
- WATER FLOW RATE : 2-4 LT/ MIN
- PROTECTION CLASS : IPX1 / CLASS 1



WATERHEATER-WH-07

- 220-240V
- 50-60 Hz
- 7 Different Security System
- Continuous Hot Water
- ROHS , CE
- RATED POWER : 7500-9000 W
- WATER PRESSURE : 0,2 BAR
- WATER FLOW RATE : 2-4 LT/ MIN
- PROTECTION CLASS : IPX1 / CLASS 1



WATERHEATER-WH-08

- 220-240V
- 50-60 Hz
- 7 Different Security System
- Continuous Hot Water
- ROHS , CE
- RATED POWER : 7500-9000 W
- WATER PRESSURE : 0,2 BAR
- WATER FLOW RATE : 2-4 LT/ MIN
- PROTECTION CLASS : IPX1 / CLASS 1



VACUUM CLEANER

We redefine cleaning!

Keep your home clean and your peace of mind!



VACUUM CLEANER




BSP03-000 300W BLDC RECHARGEABLE VACUUM CLEANER

- Input 100-240V,50-60Hz,0.4A MAX
- Output 27V 500MA
- Battery info 22.2V Li-ion 2200mAh (TENPOWER)
- DC motor power 140W Brush motor
- Charging time 4-4.5H
- Working time High speed:17mins, Low speed: 35mins
- Vacuum High speed:11 Kpa, Low speed:6Kpa
- Noise Level (dB) K 75
- Air inlet filter HEPA+stainless steel filter
- Dust tank Capacity 500ml



VACUUM CLEANER- VC-04

- Type: Wireless Vacuum Cleaners
- KPA : 12 kpa
- Battery :2200 mah
- RPM : 28000-30000 rpm
- Power :175 Watt
- Volt : 22,2V
- Working Time :25 MIN FAST 35 MIN SLOW
- Dust Capacity : 0,8 L
- Size : 330*115*225



VACUUM CLEANER- VC-05

- Type: Wireless Vacuum Cleaners
- Power (W): 160 Watt
- Voltage (V): 22.2
- Product Size: 1040*240*212mm
- Noise (dB): about 70-80dB
- Battery Type: Li-Ion 2200mAh
- Material: ABS+SprayColor
- Dust Capacity: 1.2L
- Usage Time: about 25-45 minutes
- Charging Time: 3 Hours
- Vacuum Degree: 9-12kPa



400W BLDC RECHARGEABLE VACUUM CLEANER

- 400W Brushless motor(BLDC)
- 100-240V,50-60Hz,0.4A MAX
- 30V 500MA
- 25.9V 2500mAh Lithium battery
- Working time, highest speed min 13-15 minutes, 25 minutes in normal operation, 50 minutes in Eco
- Sound level 72 dB
- Chamber capacity 800 ML
- B1 apparatus: Folding Pipe
- B2 apparatus: 25W Motor Brush
- B6 apparatus: UV ray Brush



RECHARGEABLE VACUUM CLEANER-VC10

- Type: Rechargeable Vacuum Cleaners
- Power (W): 140
- Voltage (V): 22.2
- Product size: 1040*240*212mm
- Noise (dB): about 70
- 80dB
- Battery Type: Lilon 2200mAh
- Material :ABS+SprayColor
- Dust Capacity: 1.2L
- Usage Time: about 25-45 minutes
- Charging Time: 3 Hours Vacuum Degree: 9 12kPa



BSP04-000 300W BLDC RECHARGEABLE VACUUM CLEANER

- 300W Brushless motor(BLDC)
- 100-240V,50-60Hz,0.4A MAX
- 30V 500MA
- 25. 9V Li-ion 2200mAh,
- Charging Time 4 - 4.5 hours
- Working time highest speed min 13 min, lowest speed 27 min
- Vacuum low speed 24Kpa, high speed 12 Kpa
- Sound level 76 dB
- Chamber capacity 500 ML
- Hepa Filter



VC-12 VACUUM CLEANER WITH CABLE

- 230V
- 500W
- 506-60 Hz
- 1L Dust capacity
- 5 mt cable



BSP 07-000 400W BLDC VACUUM CLEANER

- Motor type: BLDC, 29.6V, 400W, 2200mAh
- Battery quantity: 8 units
- Noise level < 79 dB
- Vacuum and Running time:
 - High speed > 24Kpa (15 minutes)
 - Medium speed > 10Kpa (30 minutes)
 - Low speed > 6Kpa (60 minutes)
- Color: Small parts with spray color finish
- Charging time: 4-5 hours, Dust container capacity: 0.8L
- 3-speed control (Touchscreen)
- LED indicator light; one-button dust release (Patented)
- 62cm foldable tube, motorized plastic roller brush
- Product dimensions: 320 x 125 x 1200 mm
- Accessories: 2 pieces + 1 wall mount; packaged in a gift box, 4 units per carton



BSP09-01K WET AND DRY VACUUM CLEANER

- 13 kPa 230W
- 50 min battery life
- Input: 100-240V, 50-60Hz, max.
- Output: 27V 500mA
- Battery info: 21.6V Li-ion 2600mAh
- Motor power: 180W
- Charging time: 5.5h
- Long working time:
- High: 15 min Low: 25 min
- High: 6kPa, Low: 25 min
- CWT capacity: 630ml
- DWT capacity: 500ml



BSP10-01K WET AND DRY VACUUM CLEANER

- Input: AC 100~240V 50/60Hz 0.5A max
- Output: DC 35V 0.5A
- Cable: 300V/80°C/20AWG, length: 1.8m
- Charging time: 4.5±0.5 hours
- Operating time with full charge:
 - Standard speed: 50 minutes
 - High speed: 22 minutes
 - Unit life: ≥500 hours
- Vacuum:
 - Standard speed: 7Kpa
 - High speed: 13Kpa
- Water recovery rate: ≥90%
- Noise (dBA):
 - Standard speed: ≤78dBA
 - High speed: ≤80dBA
- Power control type: on the body
- Filter system: Air intake filter + HEPA



BSP11-01K WET AND DRY VACUUM CLEANER

- Input: AC 100~240V 50/60Hz 0.8A max
- Output: DC 27V 0.8A
- Cable: 300V/80°C/20AWG, length: 1.8m
- Rated Power (W):
Standard speed: 120W
High speed: 180W
- Charging time: 4±0.5 hours
- Operating time with full charge:
Standard speed: ≥23 minutes
High speed: ≥15 minutes
Unit life: ≥250 hours
- Vacuum:
Standard speed: 4Kpa
High speed: 6Kpa
- Airflow:
Standard speed: 30ml/min
High speed: 50ml/min



BSP06-00K TANK SELF-EMPTYING VACUUM CLEANER

- DC 21.6V/25.9V/29.6V 2600/2200 Lithium Battery
- Nominal Motor Power (W): BLDC 200W-450W
- Dust Capacity
- Noise: 72dB
- Battery Cycle Life: >500 times
- Speed Control: 3 speeds (High - Normal - Eco)
- Input: HEPA & Metal filter, multis cyclone
- Output: Sponge
- Tube: Aluminum Pipe
- Charging Base/Station: Wall-mounted
- Brush: LED Brush with colored roller
- Color: Injection color

ROBOT CLEANER



ROBOT CLEANER VC-06

- Type: Wireless Vacuum Cleaners
- Power (W): 30 watt
- Voltage (V): 14.8
- Product Size: 320*320*78 mm
- Noise (dB): about 60 dB
- Battery Type: 2600 mAh Li-ion
- Dust Capacity: 600 ml
- Usage Time: about 90-120 minutes
- Charging Time: 4-5 Hours
- Vacuum Degree: 2200 Pa
- Water Tank Capacity: 400 ml
- Navigation: Gyro Navigation with map
- Sensor: Infrared
- Sensor Number: 13
- Motor: BLDC Motor
- Weight: 4,8kg
- Wi-Fi: Evet-TUYA
- Filter: HEPA
- Climbing High: 15mm
- Dustbin Capacity: 600 ml dustbin
- Water Tank with Electric Control: Yes
- Voice Command: No
- Press On Carpet and Floors: Yes
- Remote Control: No
- 3 Water Function: Yes (Low, medium, high)
- 3 Cleaning Function: Yes (smart mod, corner mod, spiral mod)
- Navigation Function: Yes
- Navigation Memory: No
- Planned Cleaning Function: Yes
- Charge Station: Yes
- Sidal Limitation: Yes, only magnetic
- As Adapter Input Voltage: 100-240V
- Charger Output Voltage: 19V
- Rulo Brush: Yes, 1 PCS
- Two Side Brushes: Yes, (2 PCS put in. 2PCS spair total for PCS.)
- Motor Life Time: 600-700 hours



VACUUM CLEANER WITH LASER SENSOR VC-08

- Suction Power: 2400 PA
- Battery Capacity: 3200 MAH
- Dust Tank Capacity: 600 ML
- Water Tank Capacity: 400 ML
- Climbing Height: 18 ML
- Power: 35 Watt
- Charging Time: 4-5 Hours
- Operation Time: 140 Min
- Cleanable Area: 180 m2
- Noise Level: 60 DB
- Real Time Location, WI-FI, Real - Time Mapping
- Show Where To Clean
- Pre-Set Cleaning Program



VACUUM CLEANER VC-07

- Suction Power: 2600 PA
- Battery Capacity: 3200 MAH
- Dust Tank Capacity: 600 ml
- Water Tank Capacity: 400 ml
- Climbing Height: 18 ml
- Power: 35 Watt
- Charging Time: 4-5 Hours
- Operation Time: 140 min
- Cleanable Area: 180 m2
- Noise Level: 60 db

STEAM CLEANER



BT-001Y STEAM CLEANER

- 2000W (230V/50Hz)
- 304 stainless steel tank: 2L
- Normal tank capacity: 1.8L
- Working pressure range: 2-5bar
- Power cord length: 2.5m (optional 5m length)
- Hose length: 1.45m from steam cleaner body to gun
- Heating time: 8 minutes
- Thermostat 160°C+ Safety cut-off



HYM-02 Steam Carpet and Upholstery Cleaner

- 220-240V~, 50-60Hz
- Power: 1700W
- Motor Speed: 40,000rpm
- Suction Power: 15-16KPA
- Power Cord Length: 4m
- Clean Water Tank Capacity: 1600ml
- Dirty Water Tank Capacity: 950ml
- Noise Level: ≤85dB
- Hose Length: 1.7m
- Heating Temperature: 100 ± 5°C



HYM-03 Non-Steam Carpet Cleaner

- 220V, 50Hz 500W
- Vacuum Degree: 11KPa
- Noise Level: ≤80dB
- Motor Lifetime: ≥300 hours
- Nominal Speed: 38000 rpm
- Waterproof Level: IPX4
- Power Cord Length: 5m
- Clean Water Tank Capacity: 1500ml
- Dirty Water Tank Capacity: 800ml
- Diaphragm Pumps
- Working Environment Temperature: 0-50°C
- Electric Switch: Yes
- Operating Temperature: 50°C ±5°C




HYM-06 Non-steam Carpet and Upholstery Cleaner


- Color Injection
- Input Voltage: 100~240V
- Nominal Power: 500W
- Dust Tank Capacity: >0.8L
- Clean Tank Capacity: >1.3L
- Vacuum Power: 13Kpa
- Pump Voltage: 12V
- Noise Level: 80dBA
- Hose Length: 1.5m
- Power Cord Length: 5m
- Speed Control: Single Speed



HYM-01 Non-steam Carpet and Upholstery Cleaner

- 550W 230V 50Hz
- Noise Level: ≤81dB
- Fresh Water Tank Capacity: 1.9L
- Waste Water Tank Capacity: 1.2L
- Vacuum: ≥14KPa
- Easy to clean water tanks for efficient use.
- Saves space and makes storage easier.
- Effective Deep Cleaning
- Suitable for all types of fabrics, such as sofas, curtains, carpets, blankets, etc.
- 5m wide cleaning range for easy access.
- Two self-cleaning heads included.



A bright, airy interior scene featuring white curtains and a white sofa. The text is overlaid on the upper right portion of the image.

Fans offer the perfect breeze on
*hot summer days without
wasting your energy.*

FAN



FAN FN-01

- 40W
- 220-240V
- 50-60 Hz
- 3 Speed Function
- Timer
- Rohs, CE, LVD, EMC
- Less Noise

FAN FN-02

- 40W
- 220-240V
- 50-60 Hz
- 3 Speed Function
- Timer
- Rohs, CE, LVD, EMC
- Less Noise



FAN FN-03

- 40W
- 220-240V
- 50-60 Hz
- 3 Speed Function
- Timer
- Rohs, CE, LVD, EMC
- Less Noise



RECHARGEABLE TABLE FAN MNF-01

- 5W±1W, DC 5V, 3.5H(+/-30DK) Charging time
- 3 Speed Function, Type-C USB Port
- 6 LED Lights with 2 Brightness
- Propeller Speed: Low: 3,0 m/s(+/-%20). Medium: 3,6 m/s(+/-%20). High: 4,0 m/s(+/-%20)
- 3.7V 1800 mAh Lithium Ion
- Rohs, CE, LVD, EMC
- Less noise
- Working time;
 - 1.Low - 4 hours (+/-30 min.)
 - 2.Medium - 3 hours (+/-30 min.)
 - 3.High - 2 hours (+/-30 min.)
- Lamp Duration
 - 1.Low - 31 hours (+/-30 min.)
 - 2.High- 18 hours(+/-30 min.)


FAN FN-04

- 75W
- 220-240V
- 50-60 Hz
- Large metal propeller
- 3 Speed Function
- Rohs, CE, LVD, EMC
- Less Noise



FN-09 The 16 inch Mosquito Repellent Stand Fan

- Mosquito Repellent Switch With LED Indicator
- Speed Knob Switch
- Heat Dissipation
- Storage Instructions
- Mosquito Repellent Housing
- Electric mosquito repellent liquid (not included)
- Oscillation Design
- Handle Design
- 40 degree tilt angle



FN1-12 TOWER FAN

- Digital Display and Remote Control Heater & Fan
- 2-in-1 Functionality
- Heating Levels
- Overheating Protection, Tip-Over Protection
- Automatic Oscillation
- Touchscreen Interface
- Remote Control for added convenience.
- 12-Hour Timer
- Room Temperature Indicator for real-time monitoring.
- Memory Function
- Auto Screen Shutoff
- Built-In Handle
- Fire-Resistant PP Material




FN1-10 TOWER FAN

- Fan and heater 2-in-1;
- 2 heating levels;
- Overheating protection;
- Tip-over protection;
- Automatic oscillation;
- Designed especially for personal use;
- Easy-to-grip handle;
- Fire-resistant PP material outer casing.



FN1-13 TOWER FAN

- 220-240V~, 50-60Hz 5W/1000/2000W
- Digital display and remote control
- 2-in-1 fan and heater, 2 heating levels
- Overheating protection, Tip-over protection
- Automatic oscillation, Touch screen
- Adjustable temperature, 12-hour timer
- Room temperature indicator, Memory function
- Automatic shut-off display, Easy-to-grip handle
- Fire-resistant PP material outer casing



FN1-11 TOWER FAN - SQUARE MANUAL

- Fan and heater 2-in-1;
- 2 heating levels;
- Overheating protection;
- Tip-over protection;
- Automatic oscillation;
- Designed especially for personal use;
- Easy-to-grip handle;
- Fire-resistant PP material outer casing.



FN1-14 SMALL FAN

- PTC Ceramic Heater
- AC220-240
- 50/60Hz
- 1800W
- PTC Ceramic heating element
- 2 heat settings: 750W/1500W



FN1-15 SMALL FAN

- PTC Ceramic Heater
- AC220-240V, 50/60Hz, 1800W
- PTC Ceramic heating element
- 2 heat settings: 750W/1500W
- 3 modes: Fan / Low / High
- Adjustable thermostat
- Overheating protection
- Power indicator light
- Wide-angle oscillation

We redefine cleaning!
Keep your home clean and your peace of mind!





UT-001U Standing Iron

- Dimensions: 20 × 252.3 × 218.5 mm
- Injection Color
- 110V, 50/60Hz, 1400W
- Capacity: 1.6L
- Flat Wire Length: 1.30 m
- Steam Output: 34 g/min, 35 bars
- Weight: 2.9 kg / 3.9 kg
- Stage Mechanical
- Clothes Hanger
- Collar Helper
- Pants Folder, Brush

UT-002U Standing Iron

- Unit Dimensions: 337 × 224.3 × 272 mm
- Injection Color
- 220-240V, 50/60Hz 1800W
- Water Tank Capacity: 2.1L
- Cable Length: 1.30 m flat wire
- Steam Output: 35g/min
- Quick Heating Time: 35 seconds
- Gross/Net Weight: 5kg/6.3kg
- PCB Control: 8-stage mechanical
- Accessories:
- Rotating Ironing Board
- Collar Helper, Pants Folder



UT-004U Standing Iron

- Unit Dimensions: 335 × 335 × 1200 mm
- Injection Color
- 220-240V, 50/60Hz 2000W
- Water Tank Capacity: 2.5L
- Cable Length: 1.30 m flat wire
- Steam Output: 38~45g/min
- Quick Heating Time: 32 seconds
- Gross/Net Weight: 4.15 kg / 5.3 kg
- PCB Control: 6-stage mechanical
- Accessories:
- Clothes Hanger, Collar Helper
- Pants Folder, Pants Brush



UT-003U Standing Iron

- Input Voltage: 220-240V, 50/60Hz
- Nominal Power: 1800W
- Water Tank Capacity: 2.5L
- Steam Output: 32g/min
- Quick Heating Time: 32 seconds
- Gross/Net Weight: 5.3 kg / 6.7 kg
- Cord Length: 1.30 m with VDE plug and flat wire
- Control: 6-stage digital
- Accessories:
- Basic Hanger
- Pants Brush

UT-002D Wall-Mounted Iron

- Voltage: 220-240Vac
- Water Tank Capacity: 330ml
- Frequency: 50/60Hz
- Generator Pressure: 100kpa
- Generator Power: 1500W
- Steam Output: 8-30g/min
- Power Cord Length: 1.80m
- Heating Time: 30 seconds
- Quantity: 6 units/box
- Package Size: 53.6 × 52.5 × 36 cm



UT-001D Wall-Mounted Iron

- Voltage: 100-120V; 220-240V / 1600W / 50-60Hz
- Water Tank Capacity: 1100ML
- Steam Working Time: 40 Minutes
- Unit Dimensions: 266 × 115 × 170 mm
- Steam Output: 30g/min
- Steam Temperature: 130-150°C
- Power Cord Length: 1.8m
- Hose Length: 1.5m



UT-004P 2400 WATT IRON

- Functions: Dry/Spray/Steam/Shot of Steam Vertical Steam/Self-Cleaning
- Thermostat Control: Dial thermostat control
- Power: 220-240V, 50/60Hz, 2400W
- Anti-Scale
- Anti-Drip
- Automatic Shut-off

UT-002P 2400 WATT IRON

- Power: 220-240V, 50/60Hz, 2000-2400W
- Functions: Dry/Spray/Steam/Steam Burst Vertical Steam/Self-Cleaning
- Ceramic Soleplate (Size: 251 × 125mm)
- Water Tank Capacity: 420ml
- Steam Output: 20-25g/min
- Real Soleplate Holes: 41 pieces
- Product Dimensions: 304 × 129 × 150mm
- Functions: Drip-Preventive/Anti-Scale



UT-001P 2800 WATT IRON

- Functions: Dry/Spray/Steam/Shot of Steam Vertical Steam/Self-Cleaning
- Water Tank Capacity: 350ml
- Thermostat Control: Dial thermostat control
- Power: 220-240V, 50/60Hz, 2800W
- Anti-Scale
- Anti-Drip
- Automatic Shut-off





UT-0035 Portable Hand Iron

- Voltage: 100-120V; 220-240V / 1200W / 50-60Hz
- Water Tank Capacity: 180ml
- Steam Working Time: 9 minutes
- Unit Dimensions: (H * W * D) 165 x 75 x 126 mm
- Body: Plastic PP material
- Weight: 850g
- Pre-heat Time: 25 seconds
- Steam Output: 14/17/20g/min \pm 3
- Steam Temperature: 120/140/170°C
- Power Cord Length: 2.4m
- 3 adjustable steam and temperature settings, suitable for all types of fabrics
- Can be used as both a dry iron and a steam iron



UT-0025 Portable Hand Iron

- 100V-240V / 1200W / 50-60Hz
- Water Tank Capacity: 120ML
- Preheating Time: 15s
- Steam Rate: 16g/min - 21g/min \pm 3
- Steam Working Time: 8-11 Minutes
- Unit Dimensions: 260x120x44mm
- Weight (N.W.): 750g
- Temperature: Approximately 146°C
- Steam Temperature: Approximately 120°C
- Easy to carry and travel-friendly
- Rotatable Iron Head - 90°
- Detachable, pull-down separate tank
- Fast heating with a 15-piece vaporizing system
- Automatic shut-off function activates when the unit overheats