




2019 PRODUCT HIGHLIGHTS

SCUPPERS | RAIN FEATURES | AERATORS
WATER & FIRE POTS | BURNERS & FIRE LINES



MATERIAL OPTIONS

COPPER

STAINLESS
STEEL

HAMMERED
COPPER

SLATE

WALNUT

TERRA

MIDNIGHT

SCUPPERS & WATER FEATURES




PURE FLOW SCUPPER

AVAILABLE IN STAINLESS STEEL

AVAILABLE SIZES: 6" - 12" - 18" - 24" - 36" - 48"

CUSTOM SIZES AVAILABLE & CUSTOM RADIUS AVAILABLE



SMOOTH FLOW SCUPPER

AVAILABLE SIZES: 4" - 6" - 8" - 12" - 18" - 24" - 36" - 48" - 60" - 72"


CUSTOM SIZES & CUSTOM RADIUS AVAILABLE



SMOOTH FLOW RADIUS SCUPPER

AVAILABLE SIZES: 6" - 8" - 12" - 18" - 24" - 36" - 48" - 60" - 72"

CUSTOM SIZES & CUSTOM RADIUS AVAILABLE



BOX SCUPPER

AVAILABLE SIZES: 2" - 4" - 6"

CUSTOM SIZES AVAILABLE



CANNON SCUPPER

AVAILABLE SIZES: 1" - 1.5" - 2" - 2.5" - 3"

ESCUTCHEON PLATES AVAILABLE

CUSTOM SIZES AVAILABLE




RADIUS SCUPPER

AVAILABLE SIZES: 4" - 6" - 8" - 12" - 18" - 24" - 36" - 48"

CUSTOM SIZES & CUSTOM RADIUS AVAILABLE



WATER / FIRE FEATURES



BUILDER SERIES WATER/FIRE POT

AVAILABLE HEIGHTS: 16" - 12" - 7"

AVAILABLE SIZES: 20" - 24" - 28" - 32" - 36" - 42" - 48"

SQUARE OR ROUND; MANUAL OR AUTOMATIC



SEAMLESS LIP WATER/FIRE POT

AVAILABLE HEIGHTS: 16" - 12" - 7"

AVAILABLE SIZES: 24" - 28" - 32" - 36" - 42" - 48"

SQUARE OR ROUND; MANUAL OR AUTOMATIC



WATER FEATURES



BRASS AERATOR

AERATORS AVAILABLE IN BULK QUANTITIES (25, 50, 100)

IN STOCK AND READY TO SHIP



ORIGINAL LIP PO POT

AVAILABLE IN ROUND AND SQUARE

AVAILABLE HEIGHTS: 16" - 12" - 7"

AVAILABLE SIZES: 24" - 28" - 32" - 36" - 48"



SEAMLESS LIP PO POT

AVAILABLE IN ROUND AND SQUARE

AVAILABLE HEIGHTS: 16" - 12" - 7"

AVAILABLE SIZES: 24" - 28" - 32" - 36" - 48"




RAIN FEATURE

CUSTOM ARCHES AND SIZES AVAILABLE

STRAIGHT OR RADIUS

AVAILABLE SIZES: 12" - 24" - 36" - 48" - 60" - 72"



WALL MOUNTED BOWLS

AVAILABLE SIZES: 12" - 24" - 36"

AVAILABLE HEIGHTS: 7" - 12"



FIRE FEATURES



FIRE POTS

MANUAL OR AUTOMATIC

AVAILABLE IN ROUND AND SQUARE

AVAILABLE SIZES: 12" - 24" - 36" - 48" - 60"-72"

AVAILABLE HEIGHTS: 16" - 12" - 7"



PERFECT FLAME® BURNERS

AVAILABLE ALONE OR AS MANUAL OR AUTOMATIC

BURNER SIZES: 8" - 14" - 20" - 26" - 32" - 38"

CUSTOM SHAPES AND SIZES AVAILABLE



PERFECT FLAME® FIRE LINES

AVAILABLE AS MANUAL OR AUTOMATIC KITS

CUSTOM SIZES AVAILABLE


STANDARD SIZES RANGE FROM 24" - 144"



PERFECT FLAME® FIRE PIT INSERTS

AVAILABLE AS MANUAL OR AUTOMATIC KITS

ROUND & SQUARE SIZES: 12" - 18" - 24" - 30" - 36"



CONTACT US



bobé

WATER & FIRE FEATURES

PHONE: 888.388.2623

FAX: 602.253.3496

BOBEWATERANDFIRE.COM

✉ BOBESALES@C-M-P.COM

FOLLOW US ON SOCIAL MEDIA:

FACEBOOK.COM/BOBEWATERANDFIRE

TWITTER.COM/BOBEWATERANDFIRE

INSTAGRAM.COM/BOBEWATERANDFIRE