



Price to Paint a Room	
National average cost	\$1,200
Average range	\$990-\$1,320
Low-end	\$120
High-end	\$3,000

As a homeowner, you're no stranger to home improvement projects. One of the most common and efficient ones is painting your home's interior. On top of allowing you to express your style and enhance your home's aesthetic, interior painting adds value to your home, too. Many things factor into the final cost to paint a room, including the size of the room, the type of paint and primer you use, the number of painters needed to get the job done, and more.

The average cost to paint a room professionally ranges between \$990 and \$1,320, with most U.S. homeowners paying approximately \$1,200 to prime and paint a 330 square foot living room. Some interior paint jobs can be as low as \$120 to paint a 40 square foot guest bathroom or get as high as \$3,000 to prime and paint a 1,000 square foot basement.

Average Cost to Paint a Room

General project costing.

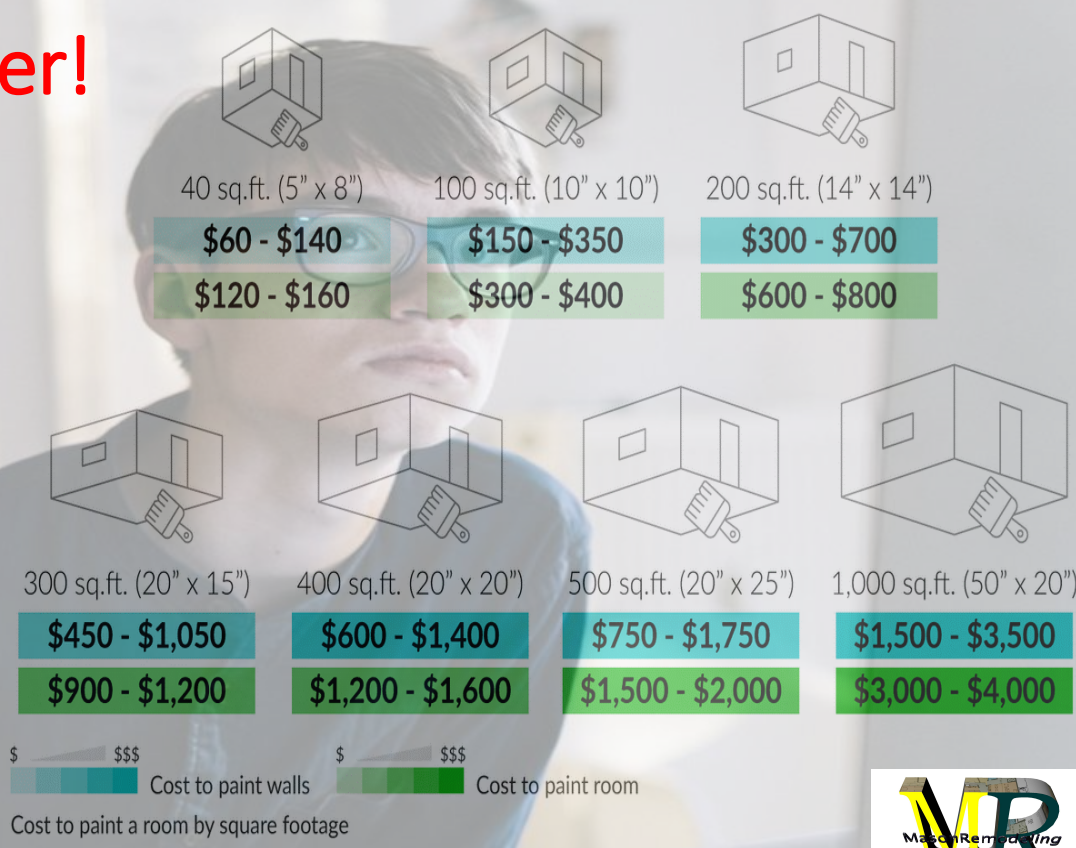
What should you pay to paint



Lets look at the size because size does matter!

Cost to Paint a Room per Square Foot

One of the best ways to figure out the average cost of having a room painted is to measure the size of the room itself. Depending on the size and dimensions of the room, you can expect to pay between **\$300** and **\$1,750** to paint the interior. Please note that these prices include the cost to paint the walls, ceiling, trim, and other features, ranging from **\$3** to **\$4** per square foot. If you're just painting the walls, you can expect prices to fall between **\$1.50** to **\$3.50** per square foot



Lets look @ the size again

Size of Room (Sq.Ft.)	Average Cost to Paint Walls Only (Labor Included)	Average Cost to Paint Entire Room (Labor Included)
40 sq.ft. (5' x 8')	\$60 - \$140	\$120 - \$160
100 sq.ft. (10' x 10')	\$150 - \$350	\$300 - \$400
120 sq.ft. (10' x 12')	\$180 - \$420	\$360 - \$480
144 sq.ft. (12' x 12')	\$215 - \$505	\$430 - \$575
200 sq.ft. (14' x 14')	\$300 - \$700	\$600 - \$800
300 sq.ft. (20' x 15')	\$450 - \$1,050	\$900 - \$1,200
400 sq.ft. (20' x 20')	\$600 - \$1,400	\$1,200 - \$1,600
500 sq.ft. (20" x 25")	\$750 - \$1,750	\$1,500 - \$2,000

When painting the walls of a 40 square foot room, you can expect to pay between \$60 and \$140 . A room this size generally describes a small guest bathroom. Since it is a bit smaller than any other room in your home, it will be the least expensive to paint. It will still be very cost effective if you're painting the ceiling, trim, baseboards, and more. The cost to have the entire room painted, including all these features, ranges from from \$120 to \$160 160.Paint a 100 Sq.Ft . Room

If you're just painting the walls of a 100 square foot room, you can expect to pay between \$150 and \$350 . Generally, this size room describes a small bedroom or large bathroom. The overall cost depends on how many layers of paint the room needs and the complexity of the trim and ceiling materials. If you're planning on painting your walls, ceiling, trim, and baseboards, the cost to paint a 10' x 10' room ranges from \$300 to \$400 400.Paint a 120 Sq.Ft . Room

To paint only the walls of a 10' x 12' foot room, you will pay \$180 to \$420 . This is the ideal size for a small office or bedroom. Labor and paint costs can vary by location. In addition, the cost to paint a bedroom or office depends on whether you are painting only the walls or including the baseboards, trim, ceiling, or all three. If you plan to have all of those areas painted, you can expect to pay between \$360 and \$480 480.Paint a 144 Sq.Ft . Room

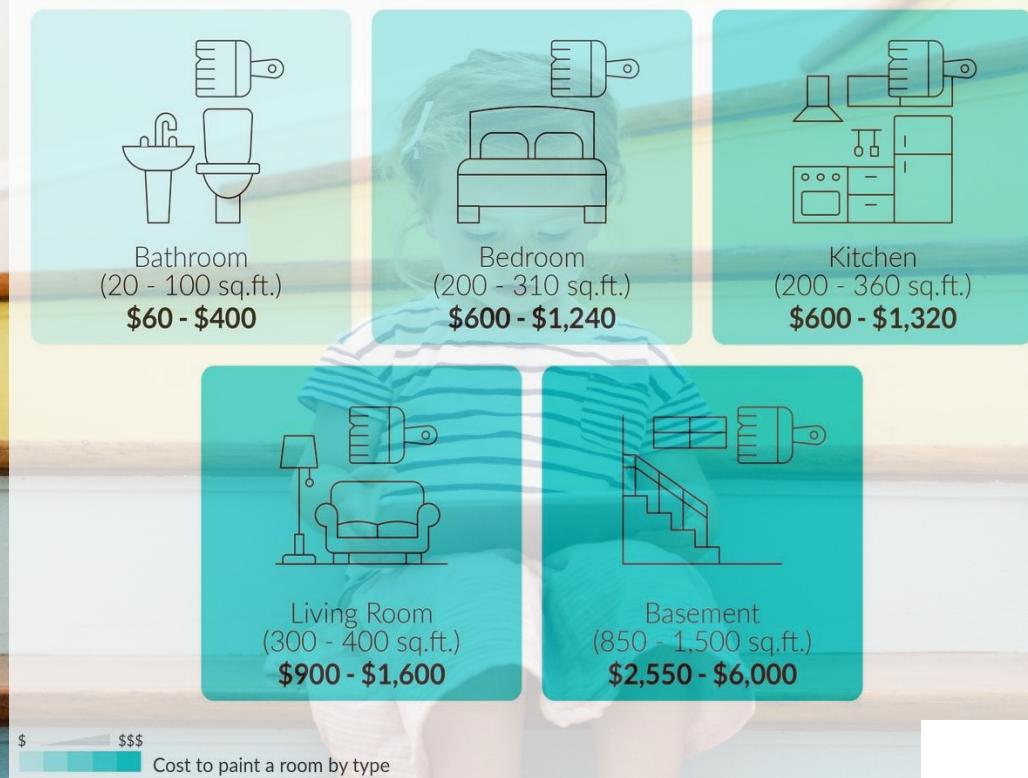
A 12' x 12' room is 144 square feet. Painting the walls ranges from \$215 to \$505 . This is a common size for a bedroom or a larger office. If the walls are the only surface being painted, the process often takes only a few hours. However, if the ceilings, baseboards, and other trim are being painted, that increases how long it takes. It also adds to the price. If you paint every part of a 12' x 12' room, the typical cost runs from \$430 to \$575 575.Paint a 200 Sq.Ft . Room

Painting the walls of a 200 square foot room costs between \$300 to \$700 . Rooms that fall under this size include bedrooms, master bathrooms, and home office spaces. Overall costs shift depending on the shape of the room and how many details in the room you are painting. If you are painting all additional features in the room, you can expect to pay between \$600 and \$800 800.Paint a 300 Sq.Ft . Room

If you're considering painting the walls of a 300 square foot room, you can expect to pay between \$450 and \$1,050 . This describes bedrooms, office spaces, kitchens, and smaller dining rooms. The overall cost to paint a room varies depending on how many things need to be moved and the overall size and setup of the room. When painting additional features like baseboards, trim, ceilings, and doorways, costs will range from \$900 to \$1,200 1,200.Paint a 400 Sq.Ft . Room

The average cost range for painting the interior walls of a 400 square foot room is \$600 to \$1,400 . Rooms of this size include living rooms, dining rooms, kitchens, and large bedrooms. Prices vary depending on the type of paint you use and how long the process takes. Additionally, you can expect to pay more if you're painting additional features around the room. The cost to have a 20' x 20' room painted ranges from \$1,200 to \$1,600 1,600.Paint a 500 Sq.Ft . Room

You can expect to pay between \$750 and \$1,750 to paint only the walls in a 500 square foot room. This includes large kitchens, dining rooms, master bedrooms, living rooms, and dining rooms. As a general rule of thumb, the larger the room, the more expensive the paint job because it takes longer to complete and requires more paint. Additionally, prices vary if you're painting more than just the walls. Painting a 500 square foot room as a whole, including walls, ceilings, trim, and baseboards, costs between \$1,500 and \$2,000 2,000.



Cost to Paint a Room by Type

Interior paint jobs are a fairly common job for homeowners. Before you get started, it can be extremely helpful to know a bit about the room you plan to paint. Every home is unique, which means the size of each room inside it varies drastically. However, there are some basic guidelines when it comes to painting specific rooms within your house. We're going to dive into the average prices for painting these specific rooms. Depending on the space, the price to paint a room ranges from **\$60 to \$4,000**.



Paint a Bathroom

On average, painting a bathroom costs between **\$60 and \$400**. When it comes to painting bathrooms, it's important to distinguish what type of bath it is. The average half-bath size is about 20 square feet, a full bathroom is about 40 square feet, and a master bathroom is generally about 100 square feet. When painting a bathroom, it is important to choose moisture-resistant paint for long-lasting results.

Paint a Bedroom

The average bedroom is approximately 270 square feet, though a master bedroom will be a bit larger. With that being said, it costs between **\$600 and \$1,240** to paint. The overall cost of painting a bedroom depends on your personal preferences. Generally, this is a space to get creative and make your own, so costs will vary depending on the color you choose and additional design choices.

Paint a Kitchen

The average sized kitchen in the U.S. is approximately 200 square feet. The cost to repaint a kitchen of this size is between **\$600 and \$1,320**. Generally, there will be moisture from steam and grease in your kitchen, so it's crucial to choose a durable paint that holds up well against those conditions. Painting costs tend to be a bit higher here as there are many heavy appliances to move out of the way to get to the walls.

Paint a Living Room

On average, it costs between **\$900 and \$1,600** to paint the average-sized living room, which is approximately 330 square feet. Living rooms come in various shapes, styles, and sizes, so it's important to consider the type of trim you have on your walls, the material of your ceiling, and the height of the room. Taller rooms will generally cost more because they take longer to complete and require more paint.

Paint a Basement

On average, it costs between **\$2,550 and \$6,000** to paint a basement, which is approximately 1,000 square feet. When painting your basement, it's important to note that it will experience more moisture and the threat of [water damage](#) than any other room in your home. For this reason, you'll want to choose durable, water-resistant paint.

Average Cost to Paint a Room by Type of Paint

Depending on which room you are painting, you'll want to choose the right paint for your space. The type of paint impacts how well it adheres to your wall and how long it lasts. Additionally, it affects the overall cost of your project. Depending on the type of paint you choose, you can expect to pay between **\$15 and \$60** per gallon.

In general, latex-based paints are a great all-around choice due to their durability and customizability. As a bonus, they are one of the healthiest options in terms of indoor air pollution. Oil-based paints are very resilient against water damage and moisture, making them a great choice for bathrooms and kitchens. However, they are most prone to chipping and cracking over time.

Type of Room & Average Size (Sq.Ft.)	Average Cost (Labor Included)
Bathroom (20 - 100 sq.ft.)	\$60 - \$400
Bedroom (200 - 310 sq.ft.)	\$600 - \$1,240
Kitchen (200 - 360 sq.ft.)	\$600 - \$1,320
Living Room (300 - 400 sq.ft.)	\$900 - \$1,600
Basement (850 - 1,500 sq.ft.)	\$2,550 - \$6,000



What Color to Paint Your Room?

Paint colors can have a huge effect on your moods, emotions, and well-being of those who use that space. Hence, it is very important to choose the right paint color for a room. When shopping for paint, do not pick up any color that looks good or is the latest design trend. Instead, consider the mood you want to set in your room and how the color makes you feel. Generally, warm and cozy colors impart joy and upliftment, while cool and soothing colors like deep blues lend a formal, dignified appearance.

Your perception of color may be influenced by your personality or culture. Some colors are timeless and perfect, adding to a room no matter the current date. Others may be popular for a few years and then look dated.

According to the latest report on paint trends, light and neutral colors are often an excellent option for living rooms. Consider hues like sage green, cream, cool off-white, and taupe to appeal to the largest group. When it comes to bedrooms, a touch more color is often appreciated with hues like navy, khaki green, and lilac, in addition to many of the colors that work best in a living room. If you are finding it difficult to figure out which colors work well together, use the color wheel to find complementary colors (located opposite on the wheel), split complementary colors (colors on each side of the complementary color on the wheel), and related colors (located next to each other on the wheel).

You can choose to have your room painted with a solid coat of color or use decorative painting techniques like color washing, crackle, and ombre for a unique appearance.



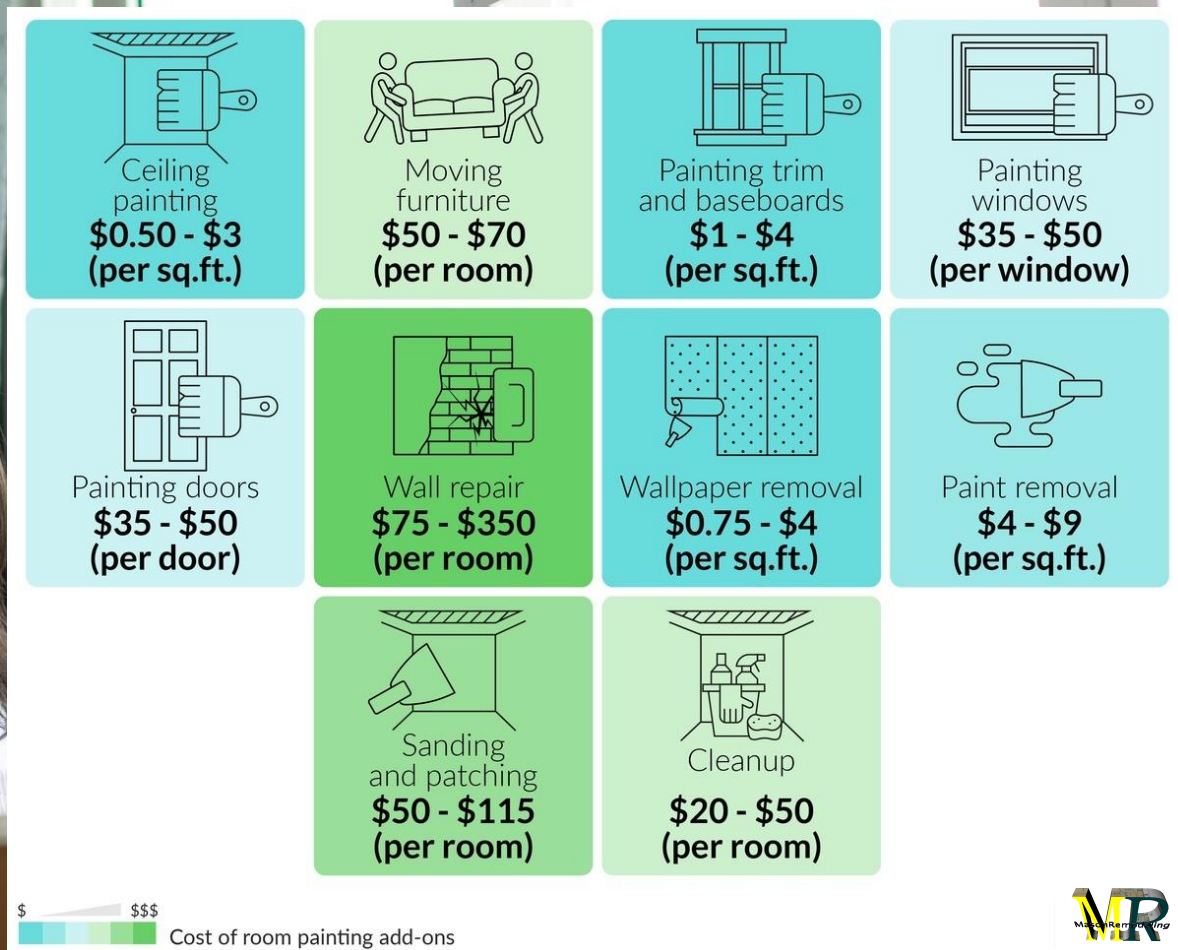
Add-Ons to Your Room Painting Project
Plenty of factors play a part in the overall cost to have a room painted, so it's important to fully plan out your project before you call your local painting contractors. This includes additional spaces that need to be painted, preparations, paint removal, repairs, and post-painting cleanup. Let's dive into each of these a bit more.

If you're planning on painting your ceiling, it's important to have the space fully ready to go. That means cleaning and looking for damage and clearing any furniture or other items out of the room. The ceiling material plays a big part in the overall cost of your project as some are easier to paint than others.

When painting anything in your home's interior, it's important to move any furniture and important belongings out of the way. First and foremost, this ensures they don't get damaged. It drastically helps out your painting team and reduces the overall time of your paint job. Painting your trim and baseboards adds to the overall cost of the job because it is a more delicate job that requires special care. Your painting contractors have to tape off any areas to ensure paint doesn't spill over and use a careful technique depending on the style of your trim. This also goes for painting your windows and doorways.

If you need to remove wallpaper or old paint before starting the paint job, it's important to factor this into the final cost. This job should be left to a professional to ensure it is done correctly. That way, you'll also know the new paint will last longer on a well-prepped surface.

Another important consideration is if your walls or ceiling are not in peak condition. Wall repairs should be completed before any painting is done to preserve the paint job. This includes patching holes, sanding, and more. Finally, you need to think about what happens after your painters are done. Cleanup costs are generally included in the entire price of the paint job, but there are things you can do to help your contractors. That includes keeping your space clean throughout the process and getting rid of any clutter.



What you need to know that you may not know about painting projects!



FAQs

How long does it take to paint a room?

On average, it takes between two to four days to paint an average-sized room. This includes prep time, priming, and painting. Usually, your team consists of one to three painters, making the process go by more quickly but could end up costing more in terms of labor costs.

What colors make a room look bigger?

If you want to make a smaller room appear larger, your best bet is to use lighter colors. Brighter walls are more reflective, which opens up a space dramatically. It also makes the most of the natural lighting that filters into your space. Another tip is to paint trim and moldings an even lighter color to make them appear further away.

Which color is best for the bedroom?

While you may lean toward cool neutral colors in your day-to-day life, hues like navy, khaki green, and lilac are actually the better option for your bedroom. Also, choosing earthy tones and neutrals with pops of bold colors is a great way to revitalize your bedroom.

What room colors affect your mood?

Warm colors or colors in the red area of the color spectrum, for example, red, yellow, and orange, are associated with a wide range of emotions that range from warmth and comfort to anger and hostility. Cool colors or colors in the blue area of the spectrum, for example, blue, green, and purple, evoke feelings of calmness, sadness, or indifference.

How much does a painter charge per room?

Most painters charge by the hour for interior painting projects. You can expect to pay around **\$50** per hour, depending on your location and the level of experience of the painter.

How much does it cost to paint a 12' x 12' room?

On average, the cost to paint only the walls of a 12 x 12 foot room is **\$215 to \$505** or **\$430 to \$575** if you have trim, baseboard, and ceiling painted. This varies based on the brand of paint, type of paint, and how many coats of paint are needed. The location also play a part in the labor cost if a professional handles the painting process.

How much does a painter charge per square foot?

Painters usually charge by the hour (**\$50-125** per hour) depending for interior painting jobs. Some projects may be charged at a flat rate calculated based on the square footage. A basic painting job may cost around **\$1.50 to \$3** per sq.ft., labor and materials included. Textured walls and decorative finishes are usually more expensive at **\$2 to \$4** per sq.ft.



Additional Considerations and Costs

DIY. While you can paint your interior yourself, it is always better to leave it to a professional. If you decide to tackle the project on your own, be sure to choose the right paints, properly measure your space, and block off any sections that could get ruined in the process.

Value of home. Painting your home's interior is a great way to add value to your property. This can be especially useful if you are planning on selling. If that is the case, be sure to use neutral colors that open up the space and make it feel brand-new.

Time of year. The price to paint a room varies based on the time of year it is done.

In many cases, it will cost the least when scheduled for fall or winter months. Many painting companies have fewer clients from November through February since fewer people want exterior painting done when it is cold out. This makes prices competitive for interior painting, too.

