





	MODEL NUMBER	PRODUCT	WIDTH	DEPTH	HEIGHT	WEIGHT	VOLUME	PRICE	DESCRIPTION
	GN-502-4	Display Tower: 4 Tier (2 Towers Required for Self Supporting)	24 <sup>3</sup> / <sub>4</sub> "	10 <sup>1</sup> / <sub>2</sub> "	48 <sup>5</sup> / <sub>8</sub> "	40 Lbs.	6 Cu.Ft	\$ 1,571	<p>TOWER FRAMES: Constructed from 1-1/3" x 1-3/4" glued-up solid stock. Overall dimensions, 24-3/4" wide x 1-3/4" thick. 4 Tier unit is 48"h and all other units are 62"h. Vertical and horizontal posts are pre-drilled and fitted together by means of wood dowels and glue. Each post will receive a threaded diameter cushioned glide. Each tower post will be pre-drilled in order to receive additional towers. Additional towers will be fastened by means of bolt and washer assembly.</p> <p>ROTATING TOWERS: Individual rotating towers are available in 4, 5, and 6 shelf tiers - easily accommodates videos or paperbacks. Top, bottom and shelves are constructed from 1/2" thick x 10-1/2" x 10-1/2" high density flakeboard, faces veneered. Shelves will be divided into 4 sections by means of 3/8" thick x 3-1/2" solid wood dividers. Each tower will receive four 3/16" thick x 4-1/2" wide acrylic face dividers. Acrylic dividers will be pre-drilled and fastened into the front edges of each shelf. Top and bottom of tower frame and rotating tower will be fitted with metal inserts complete with ball bearing swivel plates that will enable the towers to rotate freely and quietly.</p> <p>NOTE: STARTER UNIT MUST BE ORDERED WITH 2 TOWERS TO BE SELF SUPPORTING.</p> <p>CAPACITIES:                      4-Tier: 100 paperbacks or 64 videos. Shelf opening 9".                      5-Tier: 125 paperbacks or 80 video. Shelf opening 8-15/16".                      6-Tier: 150 adult size paperbacks. Shelf opening 7-3/8".</p>
	GN-502-5	Display Tower: 5 Tier (2 Towers Required for Self Supporting)	24 <sup>3</sup> / <sub>4</sub> "	10 <sup>1</sup> / <sub>2</sub> "	62 <sup>5</sup> / <sub>8</sub> "	43 Lbs.	6 Cu.Ft	\$ 1,593	
	GN-502-6	Display Tower: 6 Tier (2 Towers Required for Self Supporting)	24 <sup>3</sup> / <sub>4</sub> "	10 <sup>1</sup> / <sub>2</sub> "	62 <sup>5</sup> / <sub>8</sub> "	43 Lbs.	6 Cu.Ft	\$ 1,624	
 	GN-502-HB	Display Tower: Hanging Bag (2 Towers Required for Self Supporting)	24 <sup>3</sup> / <sub>4</sub> "	1 <sup>3</sup> / <sub>4</sub> "	62 <sup>5</sup> / <sub>8</sub> "	30 Lbs.	2 Cu.Ft	\$ 1,049	Three 3/8" diameter steel rod inserts complete with wood mounting plates.
	GN-502-TF	Display Tower: Tackable Fabric (2 Towers Required for Self Supporting)	24 <sup>3</sup> / <sub>4</sub> "	1 <sup>3</sup> / <sub>4</sub> "	62 <sup>5</sup> / <sub>8</sub> "	40 Lbs.	2 Cu.Ft	\$ 1,641	1-1/2" thick panel complete with tackable core material on two faces and wrapped in fabric - see fabric cards for selection. Top and bottom rails constructed from 3/4" x 3/4" solid hardwood. Bottom rail to be predrilled and fitted with dowel inserts. Top and bottom rails grooved out in order to receive

	MODEL NUMBER	PRODUCT	WIDTH	DEPTH	HEIGHT	WEIGHT	VOLUME	PRICE	DESCRIPTION
	GN-502-SW	Display Tower: Slot Wall (2 Towers Required for Self Supporting)	24 <sup>3</sup> / <sub>4</sub> "	1 <sup>3</sup> / <sub>4</sub> "	62 <sup>5</sup> / <sub>8</sub> "	90 Lbs.	2 Cu.Ft	\$ 2,200	SLAT WALL Tower: Constructed from 3/4" M.D.F board. Front and back face to be veneered grade A. Also available in Plastic Laminate.
	GN-502-SW-PL	Display Tower: Slot Wall, Plastic Laminate (2 Towers Required for Self Supporting)	24 <sup>3</sup> / <sub>4</sub> "	1 <sup>3</sup> / <sub>4</sub> "	62 <sup>5</sup> / <sub>8</sub> "	90 Lbs.	2 Cu.Ft	\$ 1,641	
	GN-502-SH	Sign Holder for Display Tower	20"	<sup>3</sup> / <sub>4</sub> "	4 <sup>1</sup> / <sub>2</sub> "	1 Lbs.	0.1 Cu.Ft	\$ 241	1/8" thick plexiglass divider shields.
	GN-502-SWS-8	Slat Wall Display: 8" Shelf	8"	3 <sup>1</sup> / <sub>2</sub> "	5 <sup>1</sup> / <sub>2</sub> "	1 Lbs.	0.1 Cu.Ft	\$ 100	
	GN-502-SWS-16	Slat Wall Display: 16" Shelf	16"	3 <sup>1</sup> / <sub>2</sub> "	5 <sup>1</sup> / <sub>2</sub> "	1.5 Lbs	0.2 Cu.Ft	\$ 148	
	GN-502-SWS-32	Slat Wall Display: 32" Shelf	32"	3 <sup>1</sup> / <sub>2</sub> "	5 <sup>1</sup> / <sub>2</sub> "	2.5 Lbs	0.3 Cu.Ft	\$ 235	