









	MODEL NUMBER	PRODUCT	WIDTH	LENGTH	HEIGHT/ TOP OVERALL	PRICE	DESCRIPTION
 		Axis Desk; FIXED Unit Wood/Steel Panels, Right Hand					<b>WORK SURFACE:</b> Laminate surface, 1" particleboard construction with 1/8" thick acrylic edges.
	NM-4200-F-R	Sitting	34 1/4"	77"	30"	\$ 9,853	<b>METAL ASSEMBLY:</b> Metal components consists of a 16 gauge return panel and 2 1/2" diameter legs.
	NM-4200-F-S-R	Standing	34 1/4"	77"	39"	\$ 11,256	
 		Axis Desk; MOBILE Unit Wood/Steel Panels, Right Hand					
	NM-4201-M-R	Sitting	34 1/4"	77"	30"	\$ 10,282	<b>WOOD PANEL:</b> The main panel's construction consists of a 1" thick 4-ply particleboard core with plain sliced veneer both faces.
	NM-4201-M-S-R	Standing	34 1/4"	77"	39"	\$ 11,685	
 		Axis Desk; FIXED Unit Wood/Steel Panels, Left Hand					<b>CASTER:</b> The unit comes with a 4" diameter swivel caster with brakes.
	NM-4200-F-L	Sitting	34 1/4"	77"	30"	\$ 9,853	
	NM-4200-F-S-L	Standing	34 1/4"	77"	39"	\$ 11,256	
 		Axis Desk; MOBILE Unit Wood/Steel Panels, Left Hand					<b>NOTES:</b> * Custom Top materials may include Solid Surface, Quartz, or Natural Stone. * Standard work surface height is 30". Optional ADA height of 32" is available by request. * Metal Paint color for the Return Panel and Legs must be specified at the time of order. * Grommet and Wire Management are included in price.
	NM-4201-M-L	Sitting	34 1/4"	77"	30"	\$ 10,282	
	NM-4201-M-S-L	Standing	34 1/4"	77"	39"	\$ 11,685	

