

PALLMER

NAVIGATE  
SPECIFICATION GUIDE  
& PRICE LIST 2022

WOODS & FINISHES:

Natural Maple  
Standard



Natural Clear – M-NA

Maple Finishes

The following stains are available, add 10% to list



Castle Oak – M-CO



Honey Oak – M-HO



English Oak – M-EN



Victorian Cherry – M-VI



Richmond Cherry – M-RC



Mahogany – M-MA




Java – M-JA



Wenge – M-WE


Natural Red Oak  
Standard



Natural Clear – O-NA

Red Oak Finishes


The following stains are available, add 10% to list



Castle Oak – O-CO



Honey Oak – O-HO




English Oak – O-EN



Victorian Cherry – O-VI



Richmond Cherry – O-RC



Mahogany – O-MA



Java – O-JA



Wenge – O-WE

Natural Cherry  
Add 20% to list



Natural Clear – C-NA

Cherry Finishes

The following stains are available, add 30% to list



Honey Oak – C-HO



Richmond Cherry – C-RC

Natural Walnut  
Add 20% to list



Natural Clear – W-NA

Walnut Finishes


The following stain is available, add 30% to list




Java – W-JA

WILSONART® LAMINATES:


Solid, Abstract and Wood Grain Options




Frosty White  
1573-60




Natural Almond  
D30-60



Beige  
1530-60



Fashion Grey  
D381-60



Dove Grey  
D92-60



Slate Grey  
D91-60



Black  
1595-60




Indigo  
D379-60



Maroochy Brush  
4745-60



Woolamai Brush  
4746-60




Blue Agave  
4919-60



Eggplant  
4913-60



Spiced Zephyr  
4859-60



Morro Zephyr  
4846-60



Fusion Maple  
7909-60



Bannister Oak  
7806-60



Mambo  
7948-60




Cocobala  
7942-38



Walnut Heights  
7965-38



Wild Cherry  
7054-60



Phantom Pearl  
8211-38



White Driftwood  
8200-38




Grey Elm  
8201-38



Phantom Cocoa  
8213-38



Studio Teak  
7960-38



Skyline Walnut  
7964-38



Phantom Charcoal  
8214-38



Asian Night  
7949-38

ABET LAMINATES:

Solid Colour Options

						
Bianco Ghiaccio 410	Beige 416	West Brown 892	Fondente 1828	Grigio Chiaro 478	Grigio Plomo 480	Grigio Scuro 871
						
Grigio Grafite 879	Nero 421	Giallo Pom Pom 463	Giallo Africa 469	Verde Erbetta 460	Sempreverde 451	Verde Biliardo 440
						
Verde Lauro 450	Verde Versailles 845	Bleu Panarea 482	Blu Amorgos 1824	Bleu California 499	Bleu Primario 838	Blu Cobalto 851
						
Blu Pavone 849	Blu Tenebre 1804	Blu Zaffiro 484	Blu Intenso 1818	Viola Madras 423	Viola Tramonto 424	Rosso Prugna 836
						
Rosso Antico 435	Rosso 431	Rosso Cavallino 1822	Arancio Canyon 835	Giallo Pop 861	Viola Sacro 1821	Fucsia 1840
						
Orchidea 1881	Viola Campanula 1827					

METAL PAINT:

Thermal Paint Colours

						
White PS-111-W374	Antique White W11	Telegrey 4 RAL 7047	Grey A16	Zinc A67	Charcoal A230	Black N49
						
Black Sandtex N31	Sparkle Silver S11	Champagne S14	Pebble M237	Zinc Yellow RAL 1018	Traffic Yellow RAL 1023	Deep Orange RAL 2011
						
Traffic Red RAL 3020	Carmine Red RAL 3002	Purple Red RAL 3004	Claret Violet RAL 4004	Signa Violet RAL 4008	Traffic Purple RAL 4006	Blue Lilac RAL 4005
						
Yellow Green RAL 6018	Signal Green RAL 6032	Turquoise Green RAL 6016	Light Blue RAL 5012	Sky Blue RAL 5015	Gentian Blue RAL 5010	Cobalt Blue RAL 5013

EDGE BAND COLOURS:

PVC edge band colour options

						
White AC-SW811	Beige AC-416	West Brown AC-892	Fondente AC-1828	Grigio Chiaro AC-478	Grigio Plomo AC-159580	Zinc AC-A67
						
Grigio Scuro AC-871	Charcoal AC-A230	Grigio Grafite AC-879	Black AC-N49	Giallo Pom Pom AC-463	Giallo Africa AC-469	Verde Erbetta AC-460
						
Sempreverde AC-451	Verde Biliardo AC-440	Verde Lauro AC-450	Verde Versailles AC-845	Bleu Panarea AC-482	Blu Amorgos AC-1824	Bleu California AC-499
						
Bleu Primario AC-FEW7660	Blu Cobalto AC-851	Blu Pavone AC-849	Blu Tenebre AC-1804	Blu Zaffiro AC-484	Blu Intenso AC-1818	Viola Madras AC-423
						
Viola Tramonto AC-FE1349	Rosso Prugna AC-836	Rosso Antico AC-435	Rosso AC-431	Rosso Cavallino AC-1822	Arancio Canyon AC-835	Giallo Pop AC-861
						
Viola Sacro AC-1821	Fucsia AC-1840	Orchidea AC-1881	Viola Campanula AC-1827	Hardrock Maple AC-WM791	Natural Oak AC-FWG9877	Chocolate Tick AC-FWG7424
						
Buttercup AC-FE7201	Silver AC-FWG7417					

**HARDWOODS:** All hardwood materials used in the manufacturing of Palmieri products shall be Northern grown hardwoods. Hardwoods will be air and kiln dried to a moisture content of 5-7%. All hardwoods shall be of grade “A” material, free of material stains, imperfections, conformity of grain, texture and color. Hardwood species shall be Northern grown Red Oak, Clear White Northern Maple and Birch. American Cherry and Honduras Mahogany and Walnut are available. Please inquire for pricing.

**VENEER:** Exposed face veneers shall be not less than 1/28" thick plain sliced veneers. Veneers are to be selected for conformity of grain direction and color. Veneers are to be stitched tightly in a book match, slip match or plain sliced configuration. Unexposed veneers are to be of hardwood but not selected for color, or grain quality. Veneers are not to be lap joined or reveal any tape or glue lines.

**PARTICLE BOARD CORE:** The particleboard shall be formed of wood chips, bonded with a water resistance adhesive. The particleboard material is to be of a high density 45 lbs/cu. ft. having a minimum average modules of rupture of 2400 psi and a minimum average modules of elasticity of 4,000,000 psi.

**VENEER CORE:** Veneer core is to be constructed with odd numbers of plies. Each ply is to be laminated in pairs and cross banded in opposite directions with grain direction at a 90 degree angle to the grain of the center core. All plies are to be free from knots, wrinkles, laps or other natural or manufacturing defects.

**LUMBER CORE:** Lumber core is to be of the highest quality grade. Grade “A” select stock. Lumber core shall be constructed of solid random width strips not less than 2" wide nor more than 3 1/2" wide by 1" thick. Wood strips will be free from knots or other defects. All strips will be tightly joined using water resistance adhesives.

**HIGH PRESSURE LAMINATE:** Work surface laminate shall be .050" thick and used with balancing backer sheet of no less than .028" thick. Laminate shall conform to standards set by the American Standards Institute/National Electrical Manufacturers Association (ANSI/NEMA) for thickness, performance and appearance. Printed colours, abstract patterns and wood grains are reproduced from representative segments of large sheets and may differ slightly from the actual product.




**FINISHING PROCEDURES:** All materials shall be inspected and treated with a final sanding and polishing operation before any staining and final finishing can be performed. All machine and mill marks are to be removed. Once the polishing and sanding has been performed, the furniture will then undergo the following stain and finishing procedures:

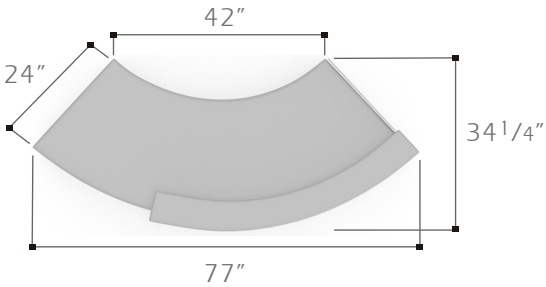
- Step 1 A base stain will be uniformly applied, wiped and then allowed to dry under factory controlled conditions.
- Step 2 A uniform coat of sealer will be applied and allowed to dry.
- Step 3 Sealer will be lightly sanded using 240 grit silicon paper.
- Step 4 A catalytic lacquer of 34-45 degree sheen is evenly applied and allowed to dry under factory controlled conditions.









**METAL FINISHING PROCEDURES:** All metal components are thoroughly cleaned and coated electrostatically with an epoxy powder coat paint finish. The metal components are then oven baked and cured for a lasting finish.

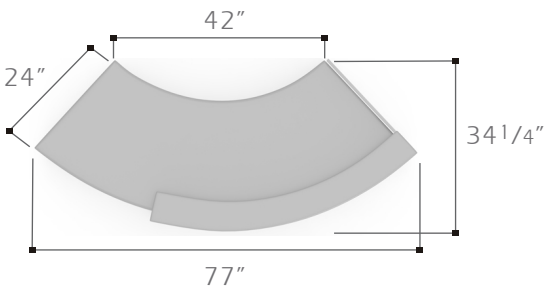
**EDGE BANDS:** All edge bands are manufactured in PVC, semi-rigid (Flex) and ABS. Standard edging size are normally 1.25" wide x 2 mm thick. These are made of the highest grade polymers and its materials are extensively tested prior to production using special test procedures and industry specification and quality standards.




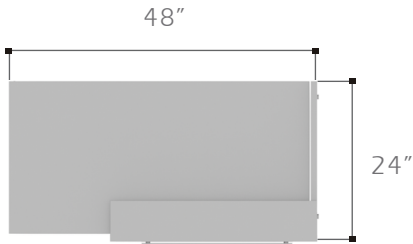







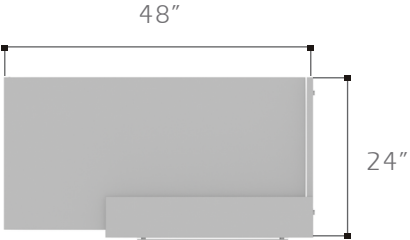


	MODEL NUMBER	PRODUCT	WIDTH	LENGTH	HEIGHT TOP / OVERALL	PRICE	DESCRIPTION
		4100 Series; FIXED Unit Steel Panels, 6" Depth Patron Ledge, 3" Grommet, Wire Management;					WORK SURFACE & LEDGE: Tops are constructed of 1" thick 3-ply particleboard core. The Tops' surfaces are laminated with a .050" thick high pressure plastic laminate sheet and bottom surface laminated with a backing sheet not less than .020" thick for balanced construction. All edges will be banded with a 1/8" thick acrylic edge.
	NV-4100-L-F	LAMINATE Top & Ledge	34 1/4"	77"	30" / 36"	\$ 15,895	METAL ASSEMBLY: Metal components consists of a 16 gauge non-perforated main panel, a 16" gauge perforated return panel, and 2 1/2" diameter legs. As a standard the Main panel, Return panel and Legs will consist of ONE paint colour option. Dual colour combinations are available by request only. The application for Dual colour finishes will be the following: Main panel with colour #1, perforated return panel and legs with colour #2.
	NV-4100-C-F	CUSTOM Top & Ledge				Inquire for Quote	
	NV-4100-L-F-S	STANDING UNIT, LAMINATE Top & Ledge	34 1/4"	77"	39" / 45"	\$ 17,800	
	NV-4100-C-F-S	STANDING UNIT, CUSTOM Top & Ledge				Inquire for Quote	
	NV-4100-L-F-HA	HEIGHT-ADJUSTABLE UNIT LAMINATE Top & Ledge	34 1/4"	77"	30-39" / 36-45"	\$ 23,514	
	NV-4100-C-F-HA	HEIGHT-ADJUSTABLE UNIT CUSTOM Top & Ledge				Inquire for Quote	CASTER (Unit 4101 only): The unit comes with a 4" diameter swivel caster with brake.
		4101 Series; MOBILE Unit 4" Casters Steel Panels, 6" Depth Patron Ledge, 3" Grommet, Wire Management;					DECORATIVE PANEL: The front of the unit has a 1/4" thick frosted acrylic panel with diameter stand-off hardware. For custom decorative acrylic panel, please inquire with Palmieri for pricing.
	NV-4101-L-M	LAMINATE Top & Ledge	34 1/4"	77"	30" / 36"	\$ 16,324	NOTES: * Custom Top and Ledge materials may include Solid Surface, Quartz, or Natural Stone. * Standard work surface height is 30". Optional ADA height of 32" is available by request. * Metal Paint colour(s) for the Panels and Legs must be specified at the time of order. * Grommet and Wire Management are included in price.
	NV-4101-C-M	CUSTOM Top & Ledge				Inquire for Quote	
	NV-4101-L-M-S	STANDING UNIT, LAMINATE Top & Ledge	34 1/4"	77"	39" / 45"	\$ 18,229	
	NV-4101-C-M-S	STANDING UNIT, CUSTOM Top & Ledge				Inquire for Quote	
	NV-4101-L-M-HA	HEIGHT-ADJUSTABLE UNIT LAMINATE Top & Ledge	34 1/4"	77"	30-39" / 36-45"	\$ 23,942	
	NV-4101-C-M-HA	HEIGHT-ADJUSTABLE UNIT CUSTOM Top & Ledge				Inquire for Quote	









	MODEL NUMBER	PRODUCT	WIDTH	LENGTH	HEIGHT TOP / OVERALL	PRICE	DESCRIPTION
		4200 Series; FIXED Unit Wood/Steel Panels, 6" Depth Patron Ledge, 3" Grommet, Wire Management;					WORK SURFACE & LEDGE: Tops are constructed of 1" thick 3-ply particleboard core. The Tops' surfaces are laminated with a .050" thick high pressure plastic laminate sheet and bottom surface laminated with a backing sheet not less than .020" thick for balanced construction. All edges will be banded with a 1/8" thick acrylic edge.
	NV-4200-L-F	LAMINATE Top & Ledge	34 1/4"	77"	30" / 36"	\$ 17,132	METAL ASSEMBLY: Metal components consists of a 16 gauge perforated return panel, and 2 1/2" diameter legs. As a standard the Return panel and Legs will consist of ONE paint colour option.
	NV-4200-C-F	CUSTOM Top & Ledge				Inquire for Quote	
	NV-4200-L-F-S	STANDING UNIT, LAMINATE Top & Ledge	34 1/4"	77"	39" / 45"	\$ 19,036	WOOD PANEL: The main panel's construction consists of a 1" thick 4-ply particleboard core with plain sliced veneer both faces.
	NV-4200-C-F-S	STANDING UNIT, CUSTOM Top & Ledge				Inquire for Quote	CASTER (Unit 4201 only): The unit comes with a 4" diameter swivel caster with brake.
	NV-4200-L-F-HA	HEIGHT-ADJUSTABLE UNIT LAMINATE Top & Ledge	34 1/4"	77"	30-39" / 36-45"	\$ 24,750	DECORATIVE PANEL: The front of the unit has a 1/4" thick frosted acrylic panel with diameter stand-off hardware. For custom decorative acrylic panel, please inquire with Palmieri for pricing.
	NV-4200-C-F-HA	HEIGHT-ADJUSTABLE UNIT CUSTOM Top & Ledge				Inquire for Quote	NOTES: * Custom Top and Ledge materials may include Solid Surface, Quartz, or Natural Stone. * Standard work surface height is 30". Optional ADA height of 32" is available by request. * Metal Paint colour for the Return Panel and Legs must be specified at the time of order. * Grommet and Wire Management are included in price.
		4201 Series; MOBILE Unit 4" Casters Wood/Steel Panels, 6" Depth Patron Ledge, 3" Grommet, Wire Management;					
	NV-4201-L-M	LAMINATE Top & Ledge	34 1/4"	77"	30" / 36"	\$ 17,561	
	NV-4201-C-M	CUSTOM Top & Ledge				Inquire for Quote	
	NV-4201-L-M-S	STANDING UNIT, LAMINATE Top & Ledge	34 1/4"	77"	39" / 45"	\$ 19,465	
	NV-4201-C-M-S	STANDING UNIT, CUSTOM Top & Ledge				Inquire for Quote	
	NV-4201-L-M-HA	HEIGHT-ADJUSTABLE UNIT LAMINATE Top & Ledge	34 1/4"	77"	30-39" / 36-45"	\$ 25,178	
	NV-4201-C-M-HA	HEIGHT-ADJUSTABLE UNIT CUSTOM Top & Ledge				Inquire for Quote	















	MODEL NUMBER	PRODUCT	WIDTH	LENGTH	HEIGHT TOP / OVERALL	PRICE	DESCRIPTION
		4300 Series; FIXED Unit 48" RECTANGULAR, Steel Panels, 6" Depth Patron Ledge, 3" Grommet, Wire Management; LAMINATE Top & Ledge	24"	48"	30" / 36"	\$ 7,973	WORK SURFACE & LEDGE: Tops are constructed of 1" thick 3-ply particleboard core. The Tops' surfaces are laminated with a .050" thick high pressure plastic laminate sheet and bottom surface laminated with a backing sheet not less than .020" thick for balanced construction. All edges will be banded with a 1/8" thick acrylic edge.
	NV-4300-L-F						
	NV-4300-C-F	CUSTOM Top & Ledge				Inquire for Quote	METAL ASSEMBLY: Metal components consists of a 16 gauge non-perforated main panel, a 16" gauge perforated return panel, and 2 1/2" diameter legs. As a standard the Main panel, Return panel and Legs will consist of ONE paint colour option. Dual colour combinations are available by request only. The application for Dual colour finishes will be the following: Main panel with colour #1, perforated return panel and legs with colour #2.
	NV-4300-L-F-S	STANDING UNIT, LAMINATE Top & Ledge	24"	48"	39" / 45"	\$ 8,929	
	NV-4300-C-F-S	STANDING UNIT, CUSTOM Top & Ledge				Inquire for Quote	CASTER (Unit 4301 only): The unit comes with a 4" diameter swivel caster with brake.
	NV-4300-L-F-HA	HEIGHT-ADJUSTABLE UNIT LAMINATE Top & Ledge	24"	48"	30-39" / 36-45"	\$ 11,793	DECORATIVE PANEL: The front of the unit has a 1/4" thick frosted acrylic panel with diameter stand-off hardware. For custom decorative acrylic panel, please inquire with Palmieri for pricing.
	NV-4300-C-F-HA	HEIGHT-ADJUSTABLE UNIT CUSTOM Top & Ledge				Inquire for Quote	NOTES: * Custom Top and Ledge materials may include Solid Surface, Quartz, or Natural Stone. * Standard work surface height is 30". Optional ADA height of 32" is available by request. * Metal Paint colour(s) for the Panels and Legs must be specified at the time of order. * Grommet and Wire Management are included in price.
		4301 Series; MOBILE Unit 4" Casters, 48" RECTANGULAR, Steel Panels, 6" Depth Patron Ledge, 3" Grommet, Wire Management; LAMINATE Top & Ledge	24"	48"	30" / 36"	\$ 8,359	
	NV-4301-L-M						
	NV-4301-C-M	CUSTOM Top & Ledge				Inquire for Quote	
	NV-4301-L-M-S	STANDING UNIT, LAMINATE Top & Ledge	24"	48"	39" / 45"	\$ 9,315	
	NV-4301-C-M-S	STANDING UNIT, CUSTOM Top & Ledge				Inquire for Quote	
	NV-4301-L-M-HA	HEIGHT-ADJUSTABLE UNIT LAMINATE Top & Ledge	24"	48"	30-39" / 36-45"	\$ 12,180	
	NV-4301-C-M-HA	HEIGHT-ADJUSTABLE UNIT CUSTOM Top & Ledge				Inquire for Quote	







	MODEL NUMBER	PRODUCT	WIDTH	LENGTH	HEIGHT TOP / OVERALL	PRICE	DESCRIPTION
		4400 Series; FIXED Unit 48" RECTANGULAR, Wood/Steel Panels, 6" Depth Patron Ledge, 3" Grommet, Wire Management;					WORK SURFACE & LEDGE: Tops are constructed of 1" thick 3-ply particleboard core. The Tops' surfaces are laminated with a .050" thick high pressure plastic laminate sheet and bottom surface laminated with a backing sheet not less than .020" thick for balanced construction. All edges will be banded with a 1/8" thick acrylic edge.
	NV-4400-L-F	LAMINATE Top & Ledge	24"	48"	30" / 36"	\$ 8,612	METAL ASSEMBLY: Metal components consists of a 16 gauge perforated return panel, and 2 1/2" diameter legs. As a standard the Return panel and Legs will consist of ONE paint colour option.
	NV-4400-C-F	CUSTOM Top & Ledge				Inquire for Quote	
	NV-4400-L-F-S	STANDING UNIT, LAMINATE Top & Ledge	24"	48"	39" / 45"	\$ 9,567	WOOD PANEL: The main panel's construction consists of a 1" thick 4-ply particleboard core with plain sliced veneer both faces.
	NV-4400-C-F-S	STANDING UNIT, CUSTOM Top & Ledge				Inquire for Quote	
	NV-4400-L-F-HA	HEIGHT-ADJUSTABLE UNIT LAMINATE Top & Ledge	24"	48"	30-39" / 36-45"	\$ 12,433	CASTER (Unit 4401 only): The unit comes with a 4" diameter swivel caster with brake.
	NV-4400-C-F-HA	HEIGHT-ADJUSTABLE UNIT CUSTOM Top & Ledge				Inquire for Quote	DECORATIVE PANEL: The front of the unit has a 1/4" thick frosted acrylic panel with diameter stand-off hardware. For custom decorative acrylic panel, please inquire with Palmieri for pricing.
							NOTES: * Custom Top and Ledge materials may include Solid Surface, Quartz, or Natural Stone. * Standard work surface height is 30". Optional ADA height of 32" is available by request. * Metal Paint colour for the Return Panel and Legs must be specified at the time of order. * Grommet and Wire Management are included in price.
		4401 Series; MOBILE Unit 4" Casters, 48" RECTANGULAR, Wood/Steel Panels, 6" Depth Patron Ledge, 3" Grommet, Wire Management;					
	NV-4401-L-M	LAMINATE Top & Ledge	24"	48"	30" / 36"	\$ 8,998	
	NV-4401-C-M	CUSTOM Top & Ledge				Inquire for Quote	
	NV-4401-L-M-S	STANDING UNIT, LAMINATE Top & Ledge	24"	48"	39" / 45"	\$ 9,952	
	NV-4401-C-M-S	STANDING UNIT, CUSTOM Top & Ledge				Inquire for Quote	
	NV-4401-L-M-HA	HEIGHT-ADJUSTABLE UNIT LAMINATE Top & Ledge	24"	48"	30-39" / 36-45"	\$ 12,818	
	NV-4401-C-M-HA	HEIGHT-ADJUSTABLE UNIT CUSTOM Top & Ledge				Inquire for Quote	







	MODEL NUMBER	PRODUCT	WIDTH	LENGTH	HEIGHT TOP / OVERALL	PRICE	DESCRIPTION
		4500 Series; FIXED Unit 60" RECTANGULAR, Steel Panels, 6" Depth Patron Ledge, 3" Grommet, Wire Management;					WORK SURFACE & LEDGE: Tops are constructed of 1" thick 3-ply particleboard core. The Tops' surfaces are laminated with a .050" thick high pressure plastic laminate sheet and bottom surface laminated with a backing sheet not less than .020" thick for balanced construction. All edges will be banded with a 1/8" thick acrylic edge.
	NV-4500-L-F	LAMINATE Top & Ledge	24"	60"	30" / 36"	\$ 9,818	METAL ASSEMBLY:
	NV-4500-C-F	CUSTOM Top & Ledge				Inquire for Quote	Metal components consists of a 16 gauge non-perforated main panel, a 16" gauge perforated return panel, and 2 1/2" diameter legs. As a standard the Main panel, Return panel and Legs will consist of ONE paint colour option. Dual colour combinations are available by request only. The application for Dual colour finishes will be the following: Main panel with colour #1, perforated return panel and legs with colour #2.
	NV-4500-L-F-S	STANDING UNIT, LAMINATE Top & Ledge	24"	60"	39" / 45"	\$ 10,992	
	NV-4500-C-F-S	STANDING UNIT, CUSTOM Top & Ledge				Inquire for Quote	CASTER (Unit 4501 only): The unit comes with a 4" diameter swivel caster with brake.
	NV-4500-L-F-HA	HEIGHT-ADJUSTABLE UNIT LAMINATE Top & Ledge	24"	60"	30-39" / 36-45"	\$ 14,521	DECORATIVE PANEL: The front of the unit has a 1/4" thick frosted acrylic panel with diameter stand-off hardware. For custom decorative acrylic panel, please inquire with Palmieri for pricing.
	NV-4500-C-F-HA	HEIGHT-ADJUSTABLE UNIT CUSTOM Top & Ledge				Inquire for Quote	NOTES: * Custom Top and Ledge materials may include Solid Surface, Quartz, or Natural Stone. * Standard work surface height is 30". Optional ADA height of 32" is available by request. * Metal Paint colour(s) for the Panels and Legs must be specified at the time of order. * Grommet and Wire Management are included in price.
		4501 Series; MOBILE Unit 4" Casters, 60" RECTANGULAR, Steel Panels, 6" Depth Patron Ledge, 3" Grommet, Wire Management;					
	NV-4501-L-M	LAMINATE Top & Ledge	24"	60"	30" / 36"	\$ 10,202	
	NV-4501-C-M	CUSTOM Top & Ledge				Inquire for Quote	
	NV-4501-L-M-S	STANDING UNIT, LAMINATE Top & Ledge	24"	60"	39" / 45"	\$ 11,377	
	NV-4501-C-M-S	STANDING UNIT, CUSTOM Top & Ledge				Inquire for Quote	
	NV-4501-L-M-HA	HEIGHT-ADJUSTABLE UNIT LAMINATE Top & Ledge	24"	60"	30-39" / 36-45"	\$ 14,907	
	NV-4501-C-M-HA	HEIGHT-ADJUSTABLE UNIT CUSTOM Top & Ledge				Inquire for Quote	

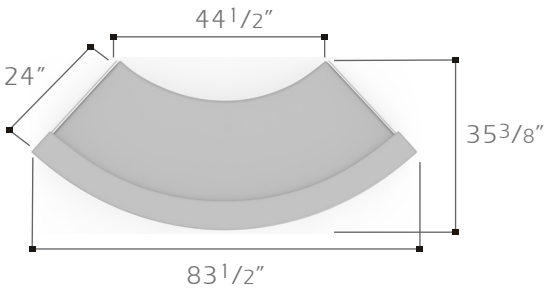
	MODEL NUMBER	PRODUCT	WIDTH	LENGTH	HEIGHT TOP / OVERALL	PRICE	DESCRIPTION
		4600 Series; FIXED Unit 60" RECTANGULAR, Wood/Steel Panels, 6" Depth Patron Ledge, 3" Grommet, Wire Management;					WORK SURFACE & LEDGE: Tops are constructed of 1" thick 3-ply particleboard core. The Tops' surfaces are laminated with a .050" thick high pressure plastic laminate sheet and bottom surface laminated with a backing sheet not less than .020" thick for balanced construction. All edges will be banded with a 1/8" thick acrylic edge.
	NV-4600-L-F	LAMINATE Top & Ledge	24"	60"	30" / 36"	\$ 10,455	METAL ASSEMBLY: Metal components consists of a 16 gauge perforated return panel, and 2 1/2" diameter legs. As a standard the Return panel and Legs will consist of ONE paint colour option.
	NV-4600-C-F	CUSTOM Top & Ledge				Inquire for Quote	
	NV-4600-L-F-S	STANDING UNIT, LAMINATE Top & Ledge	24"	60"	39" / 45"	\$ 11,631	WOOD PANEL: The main panel's construction consists of a 1" thick 4-ply particleboard core with plain sliced veneer both faces.
	NV-4600-C-F-S	STANDING UNIT, CUSTOM Top & Ledge				Inquire for Quote	
	NV-4600-L-F-HA	HEIGHT-ADJUSTABLE UNIT LAMINATE Top & Ledge	24"	60"	30-39" / 36-45"	\$ 15,160	CASTER (Unit 4601 only): The unit comes with a 4" diameter swivel caster with brake.
	NV-4600-C-F-HA	HEIGHT-ADJUSTABLE UNIT CUSTOM Top & Ledge				Inquire for Quote	DECORATIVE PANEL: The front of the unit has a 1/4" thick frosted acrylic panel with diameter stand-off hardware. For custom decorative acrylic panel, please inquire with Palmieri for pricing.
							NOTES: * Custom Top and Ledge materials may include Solid Surface, Quartz, or Natural Stone. * Standard work surface height is 30". Optional ADA height of 32" is available by request. * Metal Paint colour for the Return Panel and Legs must be specified at the time of order. * Grommet and Wire Management are included in price.
		4601 Series; MOBILE Unit 4" Casters, 60" RECTANGULAR, Wood/Steel Panels, 6" Depth Patron Ledge, 3" Grommet, Wire Management;					
	NV-4601-L-M	LAMINATE Top & Ledge	24"	60"	30" / 36"	\$ 10,840	
	NV-4601-C-M	CUSTOM Top & Ledge				Inquire for Quote	
	NV-4601-L-M-S	STANDING UNIT, LAMINATE Top & Ledge	24"	60"	39" / 45"	\$ 12,016	
	NV-4601-C-M-S	STANDING UNIT, CUSTOM Top & Ledge				Inquire for Quote	
	NV-4601-L-M-HA	HEIGHT-ADJUSTABLE UNIT LAMINATE Top & Ledge	24"	60"	30-39" / 36-45"	\$ 15,546	
	NV-4601-C-M-HA	HEIGHT-ADJUSTABLE UNIT CUSTOM Top & Ledge				Inquire for Quote	





	MODEL NUMBER	PRODUCT	WIDTH	LENGTH	HEIGHT TOP / OVERALL	PRICE	DESCRIPTION
		4700 Series; FIXED Unit 72" RECTANGULAR, Steel Panels, 6" Depth Patron Ledge, 3" Grommet, Wire Management; LAMINATE Top & Ledge					WORK SURFACE & LEDGE: Tops are constructed of 1" thick 3-ply particleboard core. The Tops' surfaces are laminated with a .050" thick high pressure plastic laminate sheet and bottom surface laminated with a backing sheet not less than .020" thick for balanced construction. All edges will be banded with a 1/8" thick acrylic edge.
	NV-4700-L-F		24"	72"	30" / 36"	\$ 12,029	METAL ASSEMBLY:
	NV-4700-C-F	CUSTOM Top & Ledge				Inquire for Quote	Metal components consists of a 16 gauge non-perforated main panel, a 16" gauge perforated return panel, and 2 1/2" diameter legs. As a standard the Main panel, Return panel and Legs will consist of ONE paint colour option. Dual colour combinations are available by request only. The application for Dual colour finishes will be the following: Main panel with colour #1, perforated return panel and legs with colour #2.
	NV-4700-L-F-S	STANDING UNIT, LAMINATE Top & Ledge	24"	72"	39" / 45"	\$ 13,471	
	NV-4700-C-F-S	STANDING UNIT, CUSTOM Top & Ledge				Inquire for Quote	CASTER (Unit 4701 only): The unit comes with a 4" diameter swivel caster with brake.
	NV-4700-L-F-HA	HEIGHT-ADJUSTABLE UNIT LAMINATE Top & Ledge	24"	72"	30-39" / 36-45"	\$ 17,795	DECORATIVE PANEL: The front of the unit has a 1/4" thick frosted acrylic panel with diameter stand-off hardware. For custom decorative acrylic panel, please inquire with Palmieri for pricing.
	NV-4700-C-F-HA	HEIGHT-ADJUSTABLE UNIT CUSTOM Top & Ledge				Inquire for Quote	NOTES: * Custom Top and Ledge materials may include Solid Surface, Quartz, or Natural Stone. * Standard work surface height is 30". Optional ADA height of 32" is available by request. * Metal Paint colour(s) for the Panels and Legs must be specified at the time of order. * Grommet and Wire Management are included in price.
		4701 Series; MOBILE Unit 4" Casters, 72" RECTANGULAR, Steel Panels, 6" Depth Patron Ledge, 3" Grommet, Wire Management; LAMINATE Top & Ledge					
	NV-4701-L-M		24"	72"	30" / 36"	\$ 12,414	
	NV-4701-C-M	CUSTOM Top & Ledge				Inquire for Quote	
	NV-4701-L-M-S	STANDING UNIT, LAMINATE Top & Ledge	24"	72"	39" / 45"	\$ 13,856	
	NV-4701-C-M-S	STANDING UNIT, CUSTOM Top & Ledge				Inquire for Quote	
	NV-4701-L-M-HA	HEIGHT-ADJUSTABLE UNIT LAMINATE Top & Ledge	24"	72"	30-39" / 36-45"	\$ 18,182	
	NV-4701-C-M-HA	HEIGHT-ADJUSTABLE UNIT CUSTOM Top & Ledge				Inquire for Quote	




	MODEL NUMBER	PRODUCT	WIDTH	LENGTH	HEIGHT TOP / OVERALL	PRICE	DESCRIPTION
		4800 Series; FIXED Unit 72" RECTANGULAR, Wood/Steel Panels, 6" Depth Patron Ledge, 3" Grommet, Wire Management;					WORK SURFACE & LEDGE: Tops are constructed of 1" thick 3-ply particleboard core. The Tops' surfaces are laminated with a .050" thick high pressure plastic laminate sheet and bottom surface laminated with a backing sheet not less than .020" thick for balanced construction. All edges will be banded with a 1/8" thick acrylic edge.
	NV-4800-L-F	LAMINATE Top & Ledge	24"	72"	30" / 36"	\$ 12,668	METAL ASSEMBLY: Metal components consists of a 16 gauge perforated return panel, and 2 1/2" diameter legs. As a standard the Return panel and Legs will consist of ONE paint colour option.
	NV-4800-C-F	CUSTOM Top & Ledge				Inquire for Quote	
	NV-4800-L-F-S	STANDING UNIT, LAMINATE Top & Ledge	24"	72"	39" / 45"	\$ 14,108	WOOD PANEL: The main panel's construction consists of a 1" thick 4-ply particleboard core with plain sliced veneer both faces.
	NV-4800-C-F-S	STANDING UNIT, CUSTOM Top & Ledge				Inquire for Quote	
	NV-4800-L-F-HA	HEIGHT-ADJUSTABLE UNIT LAMINATE Top & Ledge	24"	72"	30-39" / 36-45"	\$ 18,433	CASTER (Unit 4801 only): The unit comes with a 4" diameter swivel caster with brake.
	NV-4800-C-F-HA	HEIGHT-ADJUSTABLE UNIT CUSTOM Top & Ledge				Inquire for Quote	DECORATIVE PANEL: The front of the unit has a 1/4" thick frosted acrylic panel with diameter stand-off hardware. For custom decorative acrylic panel, please inquire with Palmieri for pricing.
							NOTES: * Custom Top and Ledge materials may include Solid Surface, Quartz, or Natural Stone. * Standard work surface height is 30". Optional ADA height of 32" is available by request. * Metal Paint colour for the Return Panel and Legs must be specified at the time of order. * Grommet and Wire Management are included in price.
		4801 Series; MOBILE Unit 4" Casters, 72" RECTANGULAR, Wood/Steel Panels, 6" Depth Patron Ledge, 3" Grommet, Wire Management;					
	NV-4801-L-M	LAMINATE Top & Ledge	24"	72"	30" / 36"	\$ 13,054	
	NV-4801-C-M	CUSTOM Top & Ledge				Inquire for Quote	
	NV-4801-L-M-S	STANDING UNIT, LAMINATE Top & Ledge	24"	72"	39" / 45"	\$ 14,495	
	NV-4801-C-M-S	STANDING UNIT, CUSTOM Top & Ledge				Inquire for Quote	
	NV-4801-L-M-HA	HEIGHT-ADJUSTABLE UNIT LAMINATE Top & Ledge	24"	72"	30-39" / 36-45"	\$ 18,819	
	NV-4801-C-M-HA	HEIGHT-ADJUSTABLE UNIT CUSTOM Top & Ledge				Inquire for Quote	








	MODEL NUMBER	PRODUCT	WIDTH	LENGTH	HEIGHT TOP / OVERALL	PRICE	DESCRIPTION
		5100 Series; FIXED Unit Steel Panel, 6" Depth Patron Ledge,					WORK SURFACE & LEDGE: Tops are constructed of 1" thick 3-ply particleboard core. The Tops' surfaces are laminated with a .050" thick high pressure plastic laminate sheet and bottom surface laminated with a backing sheet not less than .020" thick for balanced construction. All edges will be banded with a 1/8" thick acrylic edge.
	NV-5100-L-F	LAMINATE Top & Ledge	35 <sup>3</sup> / <sub>8</sub> "	83 <sup>1</sup> / <sub>2</sub> "	30" / 36"	\$ 17,575	
	NV-5100-C-F	CUSTOM Top & Ledge				Inquire for Quote	METAL ASSEMBLY: Metal components consists of a 16 gauge non-perforated main panel and 2 <sup>1</sup> / <sub>2</sub> " diameter legs. As a standard the Main panel and Legs will consist of ONE paint colour option. Dual colour combinations are available by request only. The application for Dual colour finishes will be the following: Main panel with colour #1, Legs with colour #2.
	NV-5100-L-F-S	STANDING UNIT, LAMINATE Top & Ledge	35 <sup>3</sup> / <sub>8</sub> "	83 <sup>1</sup> / <sub>2</sub> "	39" / 45"	\$ 19,480	
	NV-5100-C-F-S	STANDING UNIT, CUSTOM Top & Ledge				Inquire for Quote	CASTER (Unit 5101 only): The unit comes with a 4" diameter swivel caster with brake.
							DECORATIVE PANEL: The front of the unit has a 1/4" thick frosted acrylic panel with diameter stand-off hardware. For custom decorative acrylic panel, please inquire with Palmieri for pricing.
		5101 Series; MOBILE Unit 4" Casters Steel Panel, 6" Depth Patron Ledge,					NOTES: * Custom Top and Ledge materials may include Solid Surface, Quartz, or Natural Stone. * Standard work surface height is 30". Optional ADA height of 32" is available by request. * Metal Paint colour(s) for the Panels and Legs must be specified at the time of order.
	NV-5101-L-M	LAMINATE Top & Ledge	35 <sup>3</sup> / <sub>8</sub> "	83 <sup>1</sup> / <sub>2</sub> "	30" / 36"	\$ 18,002	
	NV-5101-C-M	CUSTOM Top & Ledge				Inquire for Quote	
	NV-5101-L-M-S	STANDING UNIT, LAMINATE Top & Ledge	35 <sup>3</sup> / <sub>8</sub> "	83 <sup>1</sup> / <sub>2</sub> "	39" / 45"	\$ 19,907	
	NV-5101-C-M-S	STANDING UNIT, CUSTOM Top & Ledge				Inquire for Quote	










	MODEL NUMBER	PRODUCT	WIDTH	LENGTH	HEIGHT TOP / OVERALL	PRICE	DESCRIPTION
 		5200 Series; FIXED Unit 36" RECTANGULAR, Steel Panels, 3" Grommet, Wire Management;					WORK SURFACE: Tops are constructed of 1" thick 3-ply particleboard core. The Tops' surfaces are laminated with a .050" thick high pressure plastic laminate sheet and bottom surface laminated with a backing sheet not less than .020" thick for balanced construction. All edges will be banded with a 1/8" thick acrylic edge.
	NV-5200-36-L-F	LAMINATE Top	24"	36"	30"	\$ 6,378	METAL ASSEMBLY: Metal components consists of 16" gauge perforated panels and 2 1/2" diameter legs.
	NV-5200-36-C-F	CUSTOM Top				Inquire for Quote	As a standard, the panels and legs will consist of ONE paint colour option.
	NV-5200-36-L-F-S	STANDING UNIT, LAMINATE Top	24"	36"	39"	\$ 6,856	CASTER (Unit 5201 only): The unit comes with a 4" diameter swivel caster with brake.
	NV-5200-36-C-F-S	STANDING UNIT, CUSTOM Top				Inquire for Quote	NOTES: * Custom Top material may include Solid Surface, Quartz, or Natural Stone. * Standard work surface height is 30". Optional ADA height of 32" is available by request. * Metal Paint colour(s) for the Panels and Legs must be specified at the time of order. * Grommet and Wire Management are included in price.
 		5201 Series; MOBILE Unit 36" RECTANGULAR, Steel Panels, 4" Casters 3" Grommet, Wire Management;					
	NV-5201-36-L-M	LAMINATE Top	24"	36"	30"	\$ 6,637	
	NV-5201-36-C-M	CUSTOM Top				Inquire for Quote	
	NV-5201-36-L-M-S	STANDING UNIT, LAMINATE Top	24"	36"	39"	\$ 7,120	
	NV-5201-36-C-M-S	STANDING UNIT, CUSTOM Top				Inquire for Quote	






	MODEL NUMBER	PRODUCT	WIDTH	LENGTH	HEIGHT TOP / OVERALL	PRICE	DESCRIPTION
		5300 Series; FIXED Unit 36" RECTANGULAR, Wood Panels, 3" Grommet, Wire Management;					WORK SURFACE: Tops are constructed of 1" thick 3-ply particleboard core. The Tops' surfaces are laminated with a .050" thick high pressure plastic laminate sheet and bottom surface laminated with a backing sheet not less than .020" thick for balanced construction. All edges will be banded with a 1/8" thick acrylic edge.
	NV-5300-36-L-F	LAMINATE Top	24"	36"	30"	\$ 7,006	METAL ASSEMBLY: Metal components consists of 2 1/2" diameter legs.
	NV-5300-36-C-F	CUSTOM Top				Inquire for Quote	WOOD PANEL: Wood panel's construction consists of a 1" thick 3-ply particleboard core with plain sliced veneer both faces.
	NV-5300-36-L-F-S	STANDING UNIT, LAMINATE Top	24"	36"	39"	\$ 7,495	
	NV-5300-36-C-F-S	STANDING UNIT, CUSTOM Top				Inquire for Quote	CASTER (Unit 5301 only): The unit comes with a 4" diameter swivel caster with brake.
		5301 Series; MOBILE Unit 36" RECTANGULAR, Wood Panels, 4" Casters 3" Grommet, Wire Management;					NOTES: * Custom Top material may include Solid Surface, Quartz, or Natural Stone. * Standard work surface height is 30". Optional ADA height of 32" is available by request. * Metal Paint colour(s) for the Panels and Legs must be specified at the time of order. * Grommet and Wire Management are included in price.
	NV-5301-36-L-M	LAMINATE Top	24"	36"	30"	\$ 7,265	
	NV-5301-36-C-M	CUSTOM Top				Inquire for Quote	
	NV-5301-36-L-M-S	STANDING UNIT, LAMINATE Top	24"	36"	39"	\$ 7,758	
	NV-5301-36-C-M-S	STANDING UNIT, CUSTOM Top				Inquire for Quote	






	MODEL NUMBER	PRODUCT	WIDTH	LENGTH	HEIGHT TOP / OVERALL	PRICE	DESCRIPTION
 		5400 Series; FIXED Unit 48" RECTANGULAR, Steel Panels, 3" Grommet, Wire Management;					WORK SURFACE: Tops are constructed of 1" thick 3-ply particleboard core. The Tops' surfaces are laminated with a .050" thick high pressure plastic laminate sheet and bottom surface laminated with a backing sheet not less than .020" thick for balanced construction. All edges will be banded with a 1/8" thick acrylic edge.
	NV-5400-48-L-F	LAMINATE Top	24"	48"	30"	\$ 7,116	METAL ASSEMBLY: Metal components consists of 16" gauge perforated panels and 2 1/2" diameter legs.
	NV-5400-48-C-F	CUSTOM Top				Inquire for Quote	As a standard, the panels and legs will consist of ONE paint colour option.
	NV-5400-48-L-F-S	STANDING UNIT, LAMINATE Top	24"	48"	39"	\$ 7,593	CASTER (Unit 5401 only): The unit comes with a 4" diameter swivel caster with brake.
 	NV-5400-48-C-F-S	STANDING UNIT, CUSTOM Top				Inquire for Quote	NOTES: * Custom Top material may include Solid Surface, Quartz, or Natural Stone. * Standard work surface height is 30". Optional ADA height of 32" is available by request. * Metal Paint colour(s) for the Panels and Legs must be specified at the time of order. * Grommet and Wire Management are included in price.
		5401 Series; MOBILE Unit 48" RECTANGULAR, Steel Panels, 4" Casters 3" Grommet, Wire Management;					
	NV-5401-48-L-M	LAMINATE Top	24"	48"	30"	\$ 7,374	
	NV-5401-48-C-M	CUSTOM Top				Inquire for Quote	
	NV-5401-48-L-M-S	STANDING UNIT, LAMINATE Top	24"	48"	39"	\$ 7,852	
	NV-5401-48-C-M-S	STANDING UNIT, CUSTOM Top				Inquire for Quote	








	MODEL NUMBER	PRODUCT	WIDTH	LENGTH	HEIGHT TOP / OVERALL	PRICE	DESCRIPTION
		5500 Series; FIXED Unit 48" RECTANGULAR, Wood Panels, 3" Grommet, Wire Management;					WORK SURFACE: Tops are constructed of 1" thick 3-ply particleboard core. The Tops' surfaces are laminated with a .050" thick high pressure plastic laminate sheet and bottom surface laminated with a backing sheet not less than .020" thick for balanced construction. All edges will be banded with a 1/8" thick acrylic edge.
	NV-5500-48-L-F	LAMINATE Top	24"	48"	30"	\$ 7,744	METAL ASSEMBLY: Metal components consists of 2 1/2" diameter legs.
	NV-5500-48-C-F	CUSTOM Top				Inquire for Quote	WOOD PANEL: Wood panel's construction consists of a 1" thick 3-ply particleboard core with plain sliced veneer both faces.
	NV-5500-48-L-F-S	STANDING UNIT, LAMINATE Top	24"	48"	39"	\$ 8,233	
	NV-5500-48-C-F-S	STANDING UNIT, CUSTOM Top				Inquire for Quote	CASTER (Unit 5501 only): The unit comes with a 4" diameter swivel caster with brake.
		5501 Series; MOBILE Unit 48" RECTANGULAR, Wood Panels, 4" Casters 3" Grommet, Wire Management;					NOTES: * Custom Top material may include Solid Surface, Quartz, or Natural Stone. * Standard work surface height is 30". Optional ADA height of 32" is available by request. * Metal Paint colour(s) for the Panels and Legs must be specified at the time of order. * Grommet and Wire Management are included in price.
	NV-5501-48-L-M	LAMINATE Top	24"	48"	30"	\$ 8,002	
	NV-5501-48-C-M	CUSTOM Top				Inquire for Quote	
	NV-5501-48-L-M-S	STANDING UNIT, LAMINATE Top	24"	48"	39"	\$ 8,492	
	NV-5501-48-C-M-S	STANDING UNIT, CUSTOM Top				Inquire for Quote	

	MODEL NUMBER	PRODUCT	WIDTH	LENGTH	HEIGHT TOP / OVERALL	PRICE	DESCRIPTION
 		5600 Series; FIXED Unit 60" RECTANGULAR, Steel Panels, 3" Grommet, Wire Management;					WORK SURFACE: Tops are constructed of 1" thick 3-ply particleboard core. The Tops' surfaces are laminated with a .050" thick high pressure plastic laminate sheet and bottom surface laminated with a backing sheet not less than .020" thick for balanced construction. All edges will be banded with a 1/8" thick acrylic edge.
	NV-5600-60-L-F	LAMINATE Top	24"	60"	30"	\$ 7,853	METAL ASSEMBLY: Metal components consists of 16" gauge perforated panels and 2 1/2" diameter legs. As a standard, the panels and legs will consist of ONE paint colour option.
	NV-5600-60-C-F	CUSTOM Top				Inquire for Quote	
	NV-5600-60-L-F-S	STANDING UNIT, LAMINATE Top	24"	60"	39"	\$ 8,333	CASTER (Unit 5601 only): The unit comes with a 4" diameter swivel caster with brake.
	NV-5600-60-C-F-S	STANDING UNIT, CUSTOM Top				Inquire for Quote	NOTES: * Custom Top material may include Solid Surface, Quartz, or Natural Stone. * Standard work surface height is 30". Optional ADA height of 32" is available by request. * Metal Paint colour(s) for the Panels and Legs must be specified at the time of order. * Grommet and Wire Management are included in price.
 		5601 Series; MOBILE Unit 60" RECTANGULAR, Steel Panels, 4" Casters 3" Grommet, Wire Management;					
	NV-5601-60-L-M	LAMINATE Top	24"	60"	30"	\$ 8,112	
	NV-5601-60-C-M	CUSTOM Top				Inquire for Quote	
	NV-5601-60-L-M-S	STANDING UNIT, LAMINATE Top	24"	60"	39"	\$ 8,592	
	NV-5601-60-C-M-S	STANDING UNIT, CUSTOM Top				Inquire for Quote	





	MODEL NUMBER	PRODUCT	WIDTH	LENGTH	HEIGHT TOP / OVERALL	PRICE	DESCRIPTION
 		5700 Series; FIXED Unit 60" RECTANGULAR, Wood Panels, 3" Grommet, Wire Management;					WORK SURFACE: Tops are constructed of 1" thick 3-ply particleboard core. The Tops' surfaces are laminated with a .050" thick high pressure plastic laminate sheet and bottom surface laminated with a backing sheet not less than .020" thick for balanced construction. All edges will be banded with a 1/8" thick acrylic edge.
	NV-5700-60-L-F	LAMINATE Top	24"	60"	30"	\$ 8,481	METAL ASSEMBLY: Metal components consists of 2 1/2" diameter legs.
	NV-5700-60-C-F	CUSTOM Top				Inquire for Quote	WOOD PANEL: Wood panel's construction consists of a 1" thick 3-ply particleboard core with plain sliced veneer both faces.
	NV-5700-60-L-F-S	STANDING UNIT, LAMINATE Top	24"	60"	39"	\$ 8,972	
 	NV-5700-60-C-F-S	STANDING UNIT, CUSTOM Top				Inquire for Quote	CASTER (Unit 5701 only): The unit comes with a 4" diameter swivel caster with brake.
		5701 Series; MOBILE Unit 60" RECTANGULAR, Wood Panels, 4" Casters 3" Grommet, Wire Management;					NOTES: * Custom Top material may include Solid Surface, Quartz, or Natural Stone. * Standard work surface height is 30". Optional ADA height of 32" is available by request. * Metal Paint colour(s) for the Panels and Legs must be specified at the time of order. * Grommet and Wire Management are included in price.
	NV-5701-60-L-M	LAMINATE Top	24"	60"	30"	\$ 8,740	
	NV-5701-60-C-M	CUSTOM Top				Inquire for Quote	
	NV-5701-60-L-M-S	STANDING UNIT, LAMINATE Top	24"	60"	39"	\$ 9,230	
	NV-5701-60-C-M-S	STANDING UNIT, CUSTOM Top				Inquire for Quote	





	MODEL NUMBER	PRODUCT	WIDTH	LENGTH	HEIGHT TOP / OVERALL	PRICE	DESCRIPTION
 		5800 Series; FIXED Unit 72" RECTANGULAR, Steel Panels, 3" Grommet, Wire Management;					WORK SURFACE: Tops are constructed of 1" thick 3-ply particleboard core. The Tops' surfaces are laminated with a .050" thick high pressure plastic laminate sheet and bottom surface laminated with a backing sheet not less than .020" thick for balanced construction. All edges will be banded with a 1/8" thick acrylic edge.
	NV-5800-72-L-F	LAMINATE Top	24"	72"	30"	\$ 8,503	METAL ASSEMBLY: Metal components consists of 16" gauge perforated panels and 2 1/2" diameter legs. As a standard, the panels and legs will consist of ONE paint colour option.
	NV-5800-72-C-F	CUSTOM Top				Inquire for Quote	
	NV-5800-72-L-F-S	STANDING UNIT, LAMINATE Top	24"	72"	39"	\$ 8,982	CASTER (Unit 5801 only): The unit comes with a 4" diameter swivel caster with brake.
 	NV-5800-72-C-F-S	STANDING UNIT, CUSTOM Top				Inquire for Quote	NOTES: * Custom Top material may include Solid Surface, Quartz, or Natural Stone. * Standard work surface height is 30". Optional ADA height of 32" is available by request. * Metal Paint colour(s) for the Panels and Legs must be specified at the time of order. * Grommet and Wire Management are included in price.
		5801 Series; MOBILE Unit 72" RECTANGULAR, Steel Panels, 4" Casters 3" Grommet, Wire Management;					
	NV-5801-72-L-M	LAMINATE Top	24"	72"	30"	\$ 8,762	
	NV-5801-72-C-M	CUSTOM Top				Inquire for Quote	
	NV-5801-72-L-M-S	STANDING UNIT, LAMINATE Top	24"	72"	39"	\$ 9,240	
	NV-5801-72-C-M-S	STANDING UNIT, CUSTOM Top				Inquire for Quote	







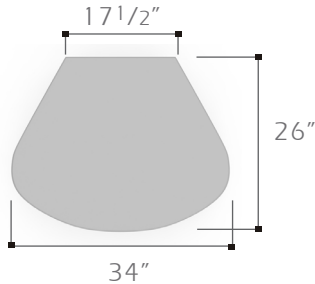
	MODEL NUMBER	PRODUCT	WIDTH	LENGTH	HEIGHT TOP / OVERALL	PRICE	DESCRIPTION
 		5900 Series; FIXED Unit 72" RECTANGULAR, Wood Panels, 3" Grommet, Wire Management;					WORK SURFACE: Tops are constructed of 1" thick 3-ply particleboard core. The Tops' surfaces are laminated with a .050" thick high pressure plastic laminate sheet and bottom surface laminated with a backing sheet not less than .020" thick for balanced construction. All edges will be banded with a 1/8" thick acrylic edge.
	NV-5900-72-L-F	LAMINATE Top	24"	72"	30"	\$ 9,131	METAL ASSEMBLY: Metal components consists of 2 1/2" diameter legs.
	NV-5900-72-C-F	CUSTOM Top				Inquire for Quote	WOOD PANEL: Wood panel's construction consists of a 1" thick 3-ply particleboard core with plain sliced veneer both faces.
	NV-5900-72-L-F-S	STANDING UNIT, LAMINATE Top	24"	72"	39"	\$ 9,620	
 	NV-5900-72-C-F-S	STANDING UNIT, CUSTOM Top				Inquire for Quote	CASTER (Unit 5901 only): The unit comes with a 4" diameter swivel caster with brake.
		5901 Series; MOBILE Unit 72" RECTANGULAR, Wood Panels, 4" Casters 3" Grommet, Wire Management;					NOTES: * Custom Top material may include Solid Surface, Quartz, or Natural Stone. * Standard work surface height is 30". Optional ADA height of 32" is available by request. * Metal Paint colour(s) for the Panels and Legs must be specified at the time of order. * Grommet and Wire Management are included in price.
	NV-5901-72-L-M	LAMINATE Top	24"	72"	30"	\$ 9,390	
	NV-5901-72-C-M	CUSTOM Top				Inquire for Quote	
	NV-5901-72-L-M-S	STANDING UNIT, LAMINATE Top	24"	72"	39"	\$ 9,879	
	NV-5901-72-C-M-S	STANDING UNIT, CUSTOM Top				Inquire for Quote	

	MODEL NUMBER	PRODUCT	WIDTH	LENGTH	HEIGHT TOP / OVERALL	PRICE	DESCRIPTION
  *Monitor Arm and RFID Equipment shown are NOT Included		6100 Series; FIXED Unit Steel Panels, 2 Lockable Steel Doors, Fixed Interior Shelf, Wire Management,					WORK SURFACE: Tops are constructed of 1" thick 3-ply particleboard core. The Tops' surfaces are laminated with a .050" thick high pressure plastic laminate sheet and bottom surface laminated with a backing sheet not less than .020" thick for balanced construction. All edges will be banded with a 1/8" thick acrylic edge.
	NV-6100-L-F	LAMINATE Top	40"	92 1/2"	36"	\$ 29,453	METAL ASSEMBLY: Metal components consists of a 16 gauge non-perforated bowed service end, a 16 gauge perforated locking cupboard unit, and 2 1/2" diameter legs. As a standard the Bowed Service End, Cupboard unit, and Legs will consist of ONE paint colour option. Dual colour combinations are available by request only. The application for Dual colour finishes will be the following: Bowed Service End with colour #1, Cupboard and Legs with colour #2.
	NV-6100-C-F	CUSTOM Top				Inquire for Quote	DECORATIVE PANEL: The front of the unit has a 1/4" thick frosted acrylic panel with diameter stand-off hardware. For custom decorative acrylic panel, please inquire with Palmieri for pricing.  NOTES: * Custom Top materials may include Solid Surface, Quartz, or Natural Stone. * Monitor, Monitor Arm, and RFID Equipment are NOT included. * Grommet, Wire Management, and RFID cut out location are included in the price. * Metal Paint colour(s) for the Panels and Legs must be specified at the time of order.
		7101 Series; MOBILE Unit 4" Casters Lockable Door Steel Panels,					
	NV-7101-L-M	LAMINATE Top	20"	20"	30"	\$ 7,152	WORK SURFACE: Same as work surface for unit 6100 shown above.  METAL ASSEMBLY: Metal components consists of a 16 gauge perforated locking cupboard unit. As a standard the unit will consist of ONE paint colour option.
	NV-7101-C-M	CUSTOM Top				Inquire for Quote	CASTER: The unit comes with a 4" diameter swivel caster with brake.  NOTES: * Custom Top materials may include Solid Surface, Quartz, or Natural Stone. * Metal Paint colour for the unit must be specified at the time of order.

	MODEL NUMBER	PRODUCT	WIDTH	LENGTH	HEIGHT TOP / OVERALL	PRICE	DESCRIPTION
		6200 Series; FIXED Unit RECTANGULAR, ADA, Extended Surface Top Steel Panels					WORK SURFACE: Tops are constructed of 1" thick 3-ply particleboard core. The Tops' surfaces are laminated with a .050" thick high pressure plastic laminate sheet and bottom surface laminated with a backing sheet not less than .020" thick for balanced construction. All edges will be banded with a 1/8" thick acrylic edge.
	NV-6200-36-L-F	LAMINATE Top	24"	36"	30"	\$ 6,465	
	NV-6200-36-C-F	CUSTOM Top				Inquire for Quote	METAL ASSEMBLY: Metal components consists of 16" gauge perforated panels and 2 1/2" diameter legs. As a standard, the panels and legs will consist of ONE paint colour option.
		6201 Series; MOBILE Unit RECTANGULAR, ADA, Extended Surface Top Steel Panels 4" Casters					CASTER (Unit 6201 & 6401 only): The unit comes with a 4" diameter swivel caster with brake.
	NV-6201-36-L-M	LAMINATE Top	24"	36"	30"	\$ 6,723	NOTES: * Custom Top material may include Solid Surface, Quartz, or Natural Stone. * Standard work surface height is 30". Optional ADA height of 32" is available by request. * Metal Paint colour(s) for the Panels and Legs must be specified at the time of order. * Grommet and Wire Management are included in price.
	NV-6201-36-C-M	CUSTOM Top				Inquire for Quote	
		6400 Series; FIXED Unit RECTANGULAR, Book Return Steel Panels					
	NV-6400-36-L-F	LAMINATE Top	24"	36"	30"	\$ 6,378	
	NV-6400-36-C-F	CUSTOM Top				Inquire for Quote	
		6401 Series; MOBILE Unit RECTANGULAR, Book Return Steel Panels 4" Casters					
	NV-6401-36-L-M	LAMINATE Top	24"	36"	30"	\$ 6,637	
	NV-6401-36-C-M	CUSTOM Top				Inquire for Quote	

	MODEL NUMBER	PRODUCT	WIDTH	LENGTH	HEIGHT TOP / OVERALL	PRICE	DESCRIPTION
		6300 Series; FIXED Unit RECTANGULAR, ADA, Extended Surface Top Wood Panels					WORK SURFACE: Tops are constructed of 1" thick 3-ply particleboard core. The Tops' surfaces are laminated with a .050" thick high pressure plastic laminate sheet and bottom surface laminated with a backing sheet not less than .020" thick for balanced construction. All edges will be banded with a 1/8" thick acrylic edge.
	NV-6300-36-L-F	LAMINATE Top	24"	36"	30"	\$ 7,093	
	NV-6300-36-C-F	CUSTOM Top				Inquire for Quote	METAL ASSEMBLY: Metal components consists of 2 1/2" diameter legs.
		6301 Series; MOBILE Unit RECTANGULAR, ADA, Extended Surface Top Wood Panels 4" Casters					WOOD PANEL: Wood panel's construction consists of a 1" thick 3-ply particleboard core with plain sliced veneer both faces.
	NV-6301-36-L-M	LAMINATE Top	24"	36"	30"	\$ 7,351	CASTER (Unit 6301 & 6501 only): The unit comes with a 4" diameter swivel caster with brake.
	NV-6301-36-C-M	CUSTOM Top				Inquire for Quote	NOTES: * Custom Top material may include Solid Surface, Quartz, or Natural Stone. * Standard work surface height is 30". Optional ADA height of 32" is available by request. * Metal Paint colour(s) for the Panels and Legs must be specified at the time of order. * Grommet and Wire Management are included in price.
		6500 Series; FIXED Unit RECTANGULAR, Book Return Wood Panels					
	NV-6500-36-L-F	LAMINATE Top	24"	36"	30"	\$ 7,006	
	NV-6500-36-C-F	CUSTOM Top				Inquire for Quote	
		6501 Series; MOBILE Unit RECTANGULAR, Book Return Wood Panels 4" Casters					
	NV-6501-36-L-M	LAMINATE Top	24"	36"	30"	\$ 7,265	
	NV-6501-36-C-M	CUSTOM Top				Inquire for Quote	

	MODEL NUMBER	PRODUCT	WIDTH	LENGTH	HEIGHT TOP / OVERALL	PRICE	DESCRIPTION
		8100 Series; A.D.A. FIXED Unit, Steel Panels, 3" Grommet;					WORK SURFACE: Tops are constructed of 1" thick 3-ply particleboard core. The Tops' surfaces are laminated with a .050" thick high pressure plastic laminate sheet and bottom surface laminated with a backing sheet not less than .020" thick for balanced construction. All edges will be banded with a 1/8" thick acrylic edge.
	NV-8100-L-F	LAMINATE Top	26"	34"	32"	\$ 17,428	
	NV-8100-C-F	CUSTOM Top				Inquire for Quote	METAL ASSEMBLY: Metal components consists of a 16 gauge non-perforated Bowed or Concave (ADA option) Service End, and 2 1/2" diameter legs. As a standard the Bowed or Concave Service End, and Legs will consist of ONE paint colour option. Dual colour combinations are available by request only. The application for Dual colour finishes will be the following: Bowed or Concave Service End with colour #1, and legs with colour #2.
		8101 Series; A.D.A. MOBILE Unit, 4" Casters Steel Panels, 3" Grommet;					CASTER (Units 8101 & 8201 only): The unit comes with a 4" diameter swivel caster with brake.
	NV-8101-L-M	LAMINATE Top	26"	34"	32"	\$ 17,724	DECORATIVE PANEL: The front of the unit has a 1/4" thick frosted acrylic panel with diameter stand-off hardware. For custom decorative acrylic panel, please inquire with Palmieri for pricing.
	NV-8101-C-M	CUSTOM Top				Inquire for Quote	NOTES: * Custom Top and Ledge materials may include Solid Surface, Quartz, or Natural Stone. * Monitor, and Monitor Arm are NOT included. * Grommet is included in the price. * Metal Paint colour(s) for the Panels and Legs must be specified at the time of order.
		8200 Series; FIXED Unit, Steel Panels, 3" Grommet;					
	NV-8200-L-F	LAMINATE Top	26"	34"	36"	\$ 19,294	
	NV-8200-C-F	CUSTOM Top				Inquire for Quote	
		8201 Series; MOBILE Unit, 4" Casters Steel Panels, 3" Grommet;					
	NV-8201-L-M	LAMINATE Top	26"	34"	36"	\$ 19,589	
	NV-8201-C-M	CUSTOM Top				Inquire for Quote	





	MODEL NUMBER	PRODUCT	WIDTH	LENGTH	HEIGHT TOP / OVERALL	PRICE	DESCRIPTION
		9100 Series; A.D.A. FIXED Unit, Steel Panels;					WORK SURFACE: Tops are constructed of 1" thick 3-ply particleboard core. The Tops' surfaces are laminated with a .050" thick high pressure plastic laminate sheet and bottom surface laminated with a backing sheet not less than .020" thick for balanced construction. All edges will be banded with a 1/8" thick acrylic edge.
	NV-9100-L-F	LAMINATE Top	34 1/2"	45"	32"	\$ 17,590	
	NV-9100-C-F	CUSTOM Top				Inquire for Quote	METAL ASSEMBLY: Metal components consists of a 16 gauge non-perforated Bowed or Concave (ADA option) Service End, and 2 1/2" diameter legs. As a standard the Bowed or Concave Service End, and Legs will consist of ONE paint colour option. Dual colour combinations are available by request only. The application for Dual colour finishes will be the following: Bowed or Concave Service End with colour #1, and legs with colour #2.
		9101 Series; A.D.A. MOBILE Unit, 4" Casters Steel Panels;					CASTER (Units 8101 & 8201 only): The unit comes with a 4" diameter swivel caster with brake.
	NV-9101-L-M	LAMINATE Top	34 1/2"	45"	32"	\$ 17,871	DECORATIVE PANEL: The front of the unit has a 1/4" thick frosted acrylic panel with diameter stand-off hardware. For custom decorative acrylic panel, please inquire with Palmieri for pricing.
	NV-9101-C-M	CUSTOM Top				Inquire for Quote	NOTES: * Custom Top and Ledge materials may include Solid Surface, Quartz, or Natural Stone. * Monitor, Monitor Arm, and RFID Equipment are NOT included. * Grommet, Wire Management, and RFID cut out location are included in the price. * Metal Paint colour(s) for the Panels and Legs must be specified at the time of order.
		9200 Series; FIXED Unit, Steel Panels;					
	NV-9200-L-F	LAMINATE Top	34 1/2"	45"	36"	\$ 19,449	
	NV-9200-C-F	CUSTOM Top				Inquire for Quote	
		9201 Series; MOBILE Unit, 4" Casters Steel Panels;					
	NV-9201-L-M	LAMINATE Top	34 1/2"	45"	36"	\$ 19,736	
	NV-9201-C-M	CUSTOM Top				Inquire for Quote	

	MODEL NUMBER	PRODUCT	WIDTH	LENGTH	HEIGHT TOP / OVERALL	PRICE	DESCRIPTION
	BT-100-32	Book Return Truck Small	25 1/4"	23 1/2"	26 3/4"	\$ 4,191	Unit constructed from 3/4" plywood with descending platform. Platform will be mounted to a coiled tension spring that will descend as books are dropped off and ascend as they are removed. Full swivel casters are mounted to the underside of the truck.
	BT-100-32-L	Veneer Laminate				\$ 5,213	
	NV-M31	Mobile Unit, Cushioned Seat	18"	18"	22"	\$ 2,491	
	NV-M31-L	Veneer Laminate				\$ 3,098	
	NV-M41	Mobile Unit, Cushioned Seat	18"	18"	28"	\$ 3,321	
	NV-M41-L	Veneer Laminate				\$ 4,131	
	NV-M51	Mobile Unit, Cushioned Seat	18"	18"	28"	\$ 3,230	
	NV-M51-L	Veneer Laminate				\$ 4,018	

Palmieri Furniture Limited (“Palmieri”) warrants that its products and collections are free from defects in materials and workmanship for the life of the product, except as set forth below. Palmieri Limited Lifetime Warranty is valid from the date of delivery.

Exceptions to the Limited Lifetime Warranty: Seating: two (2) years

Goods sold hereunder are covered by a Limited Lifetime Warranty, free against defects in material and workmanship provided the goods and services are subjected to normal use and service. The applicable warranty period commences from shipping date to Purchaser of any item of the goods, whichever occurs first, or any other warranty period otherwise stipulated in writing by Palmieri under this sale. For components not supplied by Palmieri, the original manufacturer’s warranty shall apply to the extent assignable by Palmieri. The obligation under this warranty is limited to the repair or replacement, at Palmieri’s option, of defective parts F.O.B. point of shipment provided that prompt notice of any defect is given by Purchaser to Palmieri in writing within the applicable warranty period and that upon the Purchaser’s return of the defective parts to Palmieri or, if designated by Palmieri, to the location where the works are made, properly packed and with transportation charges prepaid by Purchaser, an inspection thereof shall reveal to Palmieri’s satisfaction that Purchaser’s claim is valid under the terms of this warranty. Purchaser shall assume all responsibility and expense for dismantling, removal, re-installation and freight in connection with the foregoing. The same obligations and conditions extend to replacement parts furnished by Palmieri hereunder.

Palmieri does not assume liability for installation, labour or consequential damages. Palmieri makes no warranty other than the one set forth herein. All other warranties, legal, expressed or implied, including but not limited to any expressed or implied warranty of merchantability, of fitness for the intended use thereof or against infringement are hereby expressly excluded. The applicable warranty ceases to be effective if the goods are altered or repaired other than by persons authorized or approved by Palmieri to perform such work. Repairs or replacement deliveries do not interrupt or prolong the term of the warranty. The warranty ceases to be effective if Purchaser fails to handle and use the goods sold hereunder in a safe and reasonable manner and in accordance with any written instructions from the manufacturers.

Warranty Does Not Apply To Product Failure Or Loss Resulting From:

Abuse, misuse or accident, alteration or modification of product by customer or third party, normal wear and tear, improper installation, handling or incorrect use. The substitution of part components or hardware not approved or authorized by Palmieri, acts of God, unauthorized repairs, improper storage, and environmental conditions such as irregular temperature control either inside or outside the environment.

Warranty Provides Exclusive Remedies:

If a product fails under ordinary use as a result of a defect in material or workmanship, Palmieri will: (A) repair, or (B) replace the furniture. The replacement or repair of the Furniture or Seating will be at the discretion of Palmieri. If the defect or workmanship cannot be remedied on site, repairs can be made at the factory. (C) If the product repair or replacement is not commercially practicable or cannot be remade in a timely manner Palmieri will refund the purchase price of the affected product. A product “**Defect**” means: an inadequacy in the materials or workmanship of the product that (A) existed at the time when you received the product from Palmieri or Palmieri authorized Reseller and (B) causes a failure of the product to perform under ordinary use in accordance with the materials and documentation accompanying the product. “**Ordinary Use**” means: use of the product (A) in accordance with all applicable local, state or federal laws, codes and regulations and (B) in accordance with manufacturer recommendations and or instructions in the materials and documentation accompanying the product or through shop drawings. A “**Palmieri Authorized Reseller**” means: any dealer that is legally permitted to conduct business in the jurisdiction where the product is sold and is duly authorized by Palmieri to sell the product.

Warranty work must be approved by authorized personnel of Palmieri Furniture Limited in Richmond Hill, Ontario, Canada.

A copy of the original purchase order must accompany all claims.

Warranty Does Not Cover:

Matching of colours, stains, textures, grains and any other variations in materials. Select and Custom Surfaces and materials are only warranted for their application on the specified product and are not covered by our warranty, except as warranted by the original supplier, for quality, colorfastness, shade variations or abrasion and textiles purchased for Palmieri product.

This limited warranty is the sole remedy for product defect and no other express or implied warranty is provided. Warranty is not transferable and valid only for the original purchaser acquiring a product from Palmieri or a Palmieri authorized reseller for the purchaser’s own use and not for resale, remarketing or distribution. Limited Lifetime Warranty (25 years)

GENERAL

The following Terms and Conditions of Quote and Sale shall apply to any sale of goods and services by Palmieri Furniture Limited (hereinafter called “Palmieri”). Purchaser shall be deemed to have full knowledge of the terms and conditions herein and such terms and conditions shall be binding if either the goods and services referred to herein are delivered to and accepted by Purchaser, or if Purchaser does not within five (5) days from the date hereof deliver to Palmieri written objection to said terms and conditions or any part thereof.

In the event of any conflict or inconsistency between the terms and conditions of sale herein and the terms and conditions contained in Purchaser’s order or in any other form issued by Purchaser, whether or not any such form has been acknowledged or accepted by Palmieri, Palmieri’s terms and conditions herein shall prevail. No waiver, alteration or modification of these terms and conditions shall be binding upon Palmieri unless made in writing and signed by a duly authorized representative of Palmieri.

1. QUOTATIONS / PRODUCT QUOTED

Unless otherwise stated, **Palmieri’s quotations shall be null and void unless accepted by Purchaser within thirty (30) days from the date of quotation.** Quotes may be subject to change before order placement, due to increased material costs and or other factors that could impact the final cost of production and our final understanding of the product required. If the items quoted do not reflect the intended product requirements of the customer, Palmieri will not be held responsible for increased costs for those product changes. We reserve the right to edit or re-quote any portion of a previously submitted quotation subject to our final understanding of the product required by the client.

2. PALMIERI DRAWINGS

Palmieri provides drawings for Custom & Standard product we produce to our clients upon request. We consider these drawings to be Private and Confidential and are provided for the sole purpose and use of our clients to understand the product we are providing. The use of these confidential materials is limited to the transaction between the parties and at no point are these confidential materials to be sent to any of our competitors or parties quoting for the same purpose.

A minimum \$ 85.00 NET Engineering Administrative Fee will apply for Custom Product Drawings

(Note: The first set of Custom product drawings will be free of charge)

A minimum \$ 120.00 NET Engineering Administrative Fee will apply for all Standard Product Drawings

### 3. TERMS OF PAYMENT

For authorized customers; Orders at a \$ 75,000.00 threshold will require a mandatory 25% deposit. Orders over and above \$ 100,000.00 requires a mandatory (25%) deposit at time of order, a mandatory (25%) deposit prior to product shipment and the balance to be paid within thirty (30) days of date of shipment. Payment not be made to Palmieri when due, Palmieri reserves the right to charge Purchaser with interest on such overdue payments. Interest of 2% per month (24% per annum) is charged on all overdue accounts, unless otherwise specified. The charging of such interest shall not be construed as obligating Palmieri to grant any extension of time in the terms of payment. All goods remain the property of Palmieri, until balance is paid in full to Palmieri.

### 4. TITLE

Title to the goods or any part thereof shall not pass from Palmieri to Purchaser until all payments due hereunder have been duly made, except as otherwise expressly stipulated herein. The goods shall be and remain personal or moveable property, notwithstanding their mode of attachment to realty or other property. If default is made in any of the payments herein, Purchaser agrees that Palmieri may retain all payments which have been made on account of the purchase price as liquidated damages, and Palmieri shall be free to enter the premises where the goods may be located and remove them as Palmieri's property, without prejudice to Palmieri's right to recover any further expenses or damages Palmieri may suffer by reason of such nonpayment.

### 5. TAXES

Prices do not include Goods & Services Tax, Provincial or Municipal sales, use, value-added or similar tax. All applicable taxes are extra. Our Harmonized Sales Tax (HST) registration number is R104055066.

### 6. THE AGREEMENT

An acceptance and official confirmation of Purchasers' order by signing Palmieri's Order Confirmation the Purchaser therefore is accepting terms and conditions as expressed herein Palmieri's Terms and Conditions of Quote and Sale by Palmieri and shall constitute the complete agreement, subject to the terms and conditions of sale herein set forth, and shall supersede all previous quotations, orders or agreements.

### 7. LEAD TIME / DELIVERY / DELAYS

Lead time is determined only when final material/finish selection and drawing approvals are received by Palmieri from the client. The accuracy of Palmieri's lead times, is created to the best of our ability with the information provided to us. Confirmed lead time is conveyed to the client by means of Order Confirmation. They do not preclude the client from checking the accuracy of your requirement and our Order Confirmation. Any noted discrepancies are to be reported immediately to Palmieri Customer Service Department for correction and re-issue of revised Order Confirmation. By signing and dating the Order Confirmation the client accepts the terms and conditions of quote and sale.

Lead time on our Order Confirmation do not account for delays that could potentially occur for special materials specified by the client that are outside of our standard finishes and materials program that are out of our control and will affect the lead time on the order. Palmieri will notify the client immediately when these delays occur and adjust the lead time accordingly.

Delivery schedules are approximate and are based on prevailing market conditions applicable respectively at

the time of Palmieri's quotation and Palmieri's acceptance of clients' order, if certain portions of an order are completed by the quoted lead time while other portions have experienced delays outside of our control. The client may choose to part ship the order at their discretion and expense. Otherwise the entire order will ship with the delayed portion at a later date. Palmieri may extend delivery schedules or may, at its option, cancel Purchaser's order in full or in part without liability other than to return any deposit or prepayment which is unearned by reason of the cancellation.

### 8. CHANGES AND CANCELLATION

Orders accepted by Palmieri are not subject to changes or cancellation by Purchaser without the written consent of Palmieri. In such cases where Palmieri authorizes changes or cancellation, Palmieri reserves the right to charge the Purchaser with reasonable costs based upon expenses already incurred and commitments made by Palmieri, including, without limitation, any labour done, material purchased and also including Supplier's usual overhead and reasonable profit and cancellation charges from Palmieri's suppliers. Palmieri will communicate to the Purchaser additional costs incurred by way of Revised Order Confirmation. Revised Order Confirmation will include applicable costs incurred and modification to lead times (if applicable). The Purchaser must provide Palmieri written confirmation of additional costs, before any changes can be processed on the order.

**A minimum charge of \$ 100.00 NET Change Order Request fee will apply**

**A minimum charge of \$ 150.00 NET Cancel Order Request fee will apply**

### 9. SHIPPING LOCATION / SHIPPING QUOTES / COST OF TRANSPORTATION

Unless otherwise stated, all prices are F.O.B. our factory in Richmond Hill, Ontario, Canada.

Customary methods of transportation shall be selected by Palmieri and such transportation will be at Purchaser's expense. Shipping quotations are made at time of furniture quotation and are outside the control of Palmieri. **Shipping quotes are valid for ten (10) business days from the time of quote.** We do our best to maintain shipping costs as quoted, however all shipping weights and cubic feet shown are approximate only, various construction materials and packaging methods may add to the weights given. All quoted prices, unless otherwise stated on the quotation, are based on the current exchange rates, tariffs, fuel surcharges and costs of manufacture and are subject to change by Palmieri with or without notice until Purchaser's acceptance. Palmieri does not assume responsibility or liability for shipping costs, product during transit, or variances from the shipping weights or cubic feet shown in our specification guides. Special methods of transportation will be used upon Purchaser's request and at Purchaser's additional expense, provided reasonable notice of Purchaser's transportation requirements are given by Purchaser to Palmieri prior to shipment. Palmieri will notify the client prior to shipping product if shipping costs as quoted change, at which point the client must approve the adjusted shipping costs.

### 10. RECEIVING PRODUCT / REPORTING DAMAGE / STORAGE OF PRODUCT

Upon receipt of Palmieri product, the receiver of the goods must immediately inspect the product to ensure it is free of shipping damage. If the product is deemed in good order, the receiver of the product must ensure

to sign off on the accompanying carriers Bill of lading in good condition. Except for obligations stated under “Warranty” herein, Palmieri’s responsibility for the product ceases once the product has been received and signed off in good order and is the full responsibility of the receiver and subsequently the owner.

In the event shipping damage is discovered during receipt of shipment, it is the responsibility of the receiver to ensure all noted damage is recorded on the carrier’s Bill of Lading prior to sign off. All noted shipping damage claims must be reported to Palmieri within **24 hours** of receipt of the product onsite, failure to do so will result in the claim being deemed null and void. All shipping damage claims are to be reported directly to Palmieri’s Shipping Manager. Please call our toll free number at **1-800-413-4440 ext. 33** or submit the claim by Fax directly to **1-905-731-9878**. Palmieri will not accept any shipping damage claims submitted **after 24 hours** and it shall be conclusively presumed that the goods were delivered in good condition.

Storage of product, Palmieri will not be held responsible for any potential damages or shortages for product shipped and received by Purchaser and is subsequently placed into storage and not inspected within 24 hours of receipt.

11. INSTALLATION / SHORTAGES / BACK CHARGES

Unless otherwise expressly stipulated, the goods shall be installed by and at the risk and expense of Purchaser.

In the event that Palmieri is requested to supervise such installation, Palmieri’s responsibility shall be limited to exercising that degree of skill customary in the trade in supervising installations of the same type. Purchaser shall remain responsible for all other aspects of the work including compliance with the local regulations. It is the responsibility of the Purchaser to ensure hardware and parts are received in good order. Packing slip and hardware list to be provided by Palmieri with every order at time of shipping. Purchaser has the responsibility to notify Palmieri immediately without delay of issues that arise; subsequently Palmieri will take action to provide prompt resolution.

Shortages must be reported to Palmieri within **24 hours** of receipt of the goods and failure to do so may be at the expense of the Purchaser.

If deemed missing hardware and parts short shipped from the factory, Palmieri will arrange to ship freight prepaid to destination. Palmieri will only be responsible for replacement costs of missing hardware and parts, any labour costs incurred will be the responsibility of the Purchaser and will not be approved by Palmieri.

Back Charges will only be approved if we deemed a defect in the material or workmanship is found during the installation period resulting in a return trip to the job-site to complete installation. It shall remain the sole discretion of Palmieri to approve (A) repair or (B) replace the furniture and any labour costs incurred by the Purchaser.

12. FORCE MAJEURE

Palmieri shall not be responsible or liable for any loss or damage incurred by Purchaser herein resulting from causes beyond the reasonable control of Palmieri including, but without limitation, abuse, misuse or accident, alteration or modification of product by customer or third party, normal wear and tear, improper installation, handling or incorrect use, unauthorized repairs, the substitution of part components or hardware not approved or authorized by Palmieri, improper storage, and environmental conditions such as irregular temperature control

either inside or outside the environment, acts of God, fire, flood, delays in transportation, or the failure of Palmieri’s suppliers to meet their delivery promises. The acceptance of delivery of the goods by Purchaser shall constitute a waiver of all claims for loss or damage due to any delay whatsoever.

13. RETURNED GOODS

No goods may be returned to Palmieri for a credit or exchanged without Palmieri’s prior written consent.

Palmieri reserves the right to accept all returns and subject to a handling/restocking charge or to decline all returns. Even after Palmieri has authorized the return of goods for credit, Palmieri reserves the right to adjust the amount of any credit given to Purchaser on return of the goods based on the conditions of the goods on arrival in Palmieri’s warehouse. Credit for returned goods will be issued to Purchaser only where such goods are returned by Purchaser and not by any subsequent owner of the goods. Goods will be considered for return only if they are in their original condition and packaging. Palmieri Goods Return Authorization Form to be issued and **must** accompany all shipments returning back to the factory. **Return freight must be prepaid by Purchaser. A minimum 20% re-stocking fee will apply.**



# PALMIERI

create. communicate. collaborate.

---

Palmieri Furniture Ltd.

1230 Reid Street  
Richmond Hill  
Ontario Canada L4B 1C4

T: 905 731 9300  
F: 905 731 9878  
TF: 800 413 4440

E: [info@palmierifurniture.com](mailto:info@palmierifurniture.com)  
W: [www.palmierifurniture.com](http://www.palmierifurniture.com)