




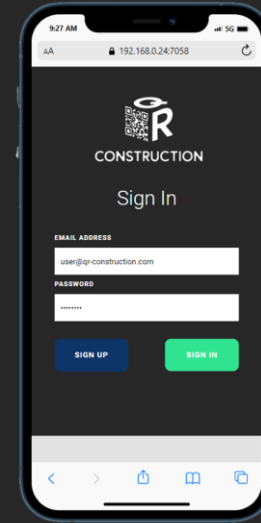
# QUALITY RE-IMAGINED

## CONSTRUCTION

Step 1 – Create and place QR code in plot/room/space

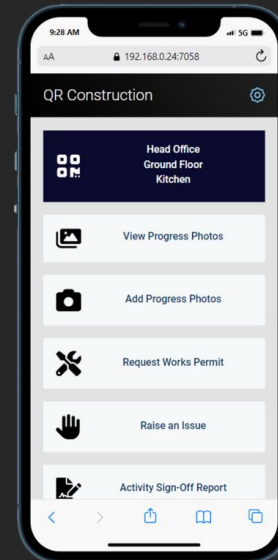


Step 2 – Scan the QR code and sign in




[QR-CONSTRUCTION.COM](https://qr-construction.com)

Step 3 – Choose the info you want to view or add in that area



Step 4 – Use the desktop app once required to download your material for Building Control, consultants or general QA use.



Submitter Name: Site Manager  
Submitter Date: 05/06/22 13:00  
Submitter Trade: Other  
Submitted for Location: Level 3 Park Crescent - Master Bedroom  
Submitter Company: JP Carpentry  
Submitter Signature: [Signature]

The following questions were asked when the Activity Sign-Off was submitted:

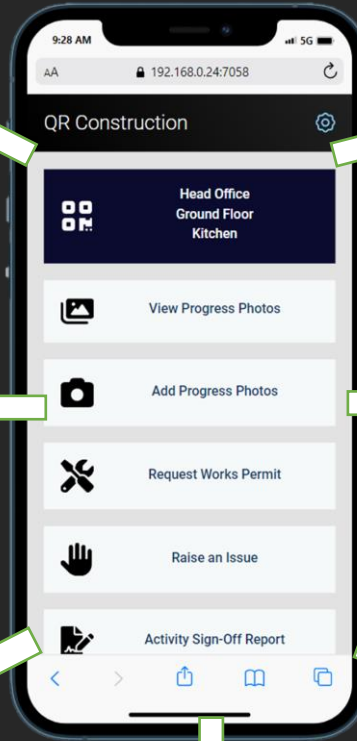
Sign-Off Question	Answer
Has the Pinboard been installed?	Yes
Has LED Light Strip, Driver and Lead been installed?	Yes
Is the Mattress in place?	Yes
What colour blind was fitted?	Green

# What happens when a user scans a QR code?

View Documents- Drawings and documents can be found here which relate to that specific area such as a room layout, fire plan, mechanical and electrical drawings.

Handover to next trade- Once a contractor has finished their task in the area they can click this button which will send a notification for approval for the area to be handed over to the next trade. Speeding up the handover process.

Activity sign off report- clicking this will allow a contractor or site manager to sign off each specific task required to be complete in that area. This will then create a signed document for each trade to be used and filed as a QA document.



View Progress Photos- Site managers, contractors, clients, consultants and building control can view progress photos from this area room.

Add Progress photos- Site managers and contractors can add photos taken using the app, these photos are then time and date stamped to be viewed in 'view progress photos'

Request a work permit- When working in a specific area a contractor may be required to carry out an activity that requires a permit, such as hot works, using step ladders etc. This will allow a contractor to request a permit to work in this area, sending a notification for approval from a site manager.

Raise an issue- This is where Site managers and contractors can raise issues in that area which could hinder an activity being carried out. Sending notifications to one another to resolve the issue.



# Why use the QR construction App on your site?

*'The app helps site managers and contractors to keep bang up to date with QA sign offs'*

*'With fire prevention being so prominent, this app can really help the construction industry take the next step'*

*'As a site manager this app saves endless hours of paperwork to satisfy QA inspectors'*

*'A must have to use alongside building control inspections to keep work moving, waiting for inspections has become a thing of the past with this tool!'*

*'The transparency of high and low quality to be seen easily on site raises the bar for contractors to deliver a great product'*

*'A great piece of software which is both so simple to use and very clever at the same time'*

*'With the new 'part L' building regs being introduced this system is really going to help track every part of the build process'*

*'This app does it all when it comes to Quality assurance'*

**QR-CONSTRUCTION.COM**