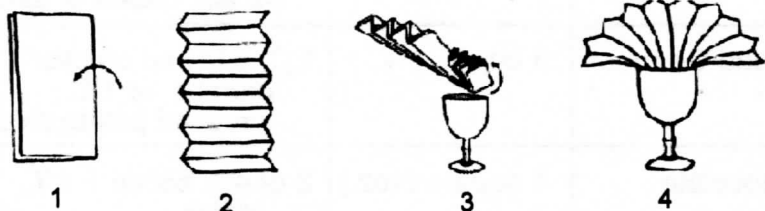
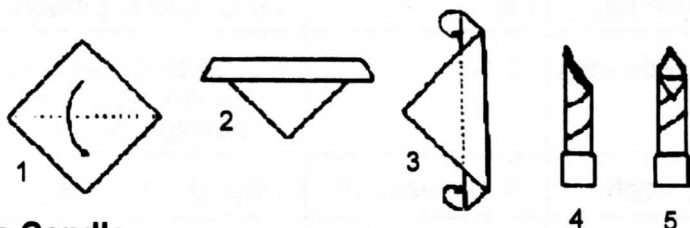


SIMPLE NAPKIN FOLDS



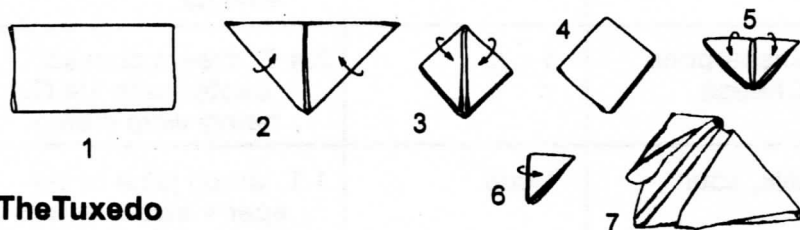
The Goblet Fan

1. Fold napkin in half.
2. Pleat from bottom to top
3. Turn napkin 1/3 of way on right (folded) end and place in goblet.
4. Spread out pleats at top.



The Candle

1. Fold napkin in half diagonally.
2. Fold down the base 1/3 of the way.
3. Turn napkin over and roll from bottom to top.
4. Tuck corners inside cuff at base of fold, and stand.
5. Turn one layer of the point down and set on base.



The Tuxedo

1. Fold napkin in half.
2. Fold bottom corners up to meet in the center and form a triangle
3. Fold top points down to meet the bottom
4. Turn napkin over
5. Fold top points down.
6. Fold triangle in half and press creases
7. Open partially and stand upright