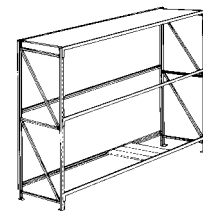
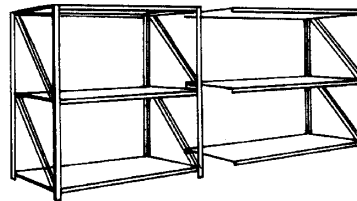
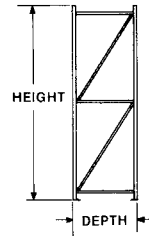


PRONTO BULK STORAGE RACKS

- Shelving units are ideal for storage of heavy/bulk merchandise
- Feature a maximum capacity of 8000 lbs./section and 2000 lbs./shelf
- Easy and quick installation, only 4 components involved: beams, frames, shelving and safety bars
- Vertical adjustability of beams in 4" increments provides the flexibility to suit your changing warehousing needs
- Frames and beams lock easily and securely
- Each Pronto bulk storage rack starter unit is comprised of two all-welded end frames, and three 5/8" presswood shelves flush-fitted into positive locking steel shelf beams (2 per shelf)
- Add-on units include only one end frame
- Additional shelves may be added into any unit at 4" vertical centres
- Order one starter unit, and multiple add-ons for a continuous racking set-up
- For extra stability and rigidity all units feature 3 safety bars per shelf
- Various other dimensions are available in Pronto racking
- Rack only units (no wood shelves) are available upon inquiry
- Centennial blue enamel finish

Note: Not recommended for powered lift truck applications.



24" SHELF DEPTH

36" SHELF DEPTH

48" SHELF DEPTH


Size W' x H'	Description	Cap. per level lbs.	Model No.	Wt. lbs.	Price /Each	Model No.	Wt. lbs.	Price /Each	Model No.	Wt. lbs.	Price /Each
7 x 8	Starter	1400	RA443	245		RA475	288		RA507	331	
7 x 8	Add-on	1400	RA441	217		RA473	258		RA505	299	
7 -	Add'l shelf	1400	RA470	63		RA502	76		RA534	89	
8 x 10	Starter	2000	RA453	302		RA485	351		RA517	400	
8 x 10	Add-on	2000	RA451	268		RA483	315		RA515	362	
8 -	Add'l shelf	2000	RA471	78		RA503	93		RA535	108	
8 x 12	Starter	2000	RA463	316		RA495	365		RA527	414	
8 x 12	Add-on	2000	RA461	275		RA493	322		RA525	369	
8 -	Add'l shelf	2000	RA471	78		RA503	93		RA535	108	

22-GA. GALVANIZED SHELF PANELS

7/8" Model No.	1 3/8" Model No.	Size"	Cap. lbs.	Price /Each
RB889	RB020	6 x 24	258	
RB890	RB021	6 x 30	200	
RB891	RB022	6 x 36	165	
RB892	RB023	6 x 42	139	
RB893	RB024	6 x 48	120	

BULK STORAGE RACKS

- Ideal solution for storage of large and bulky items
- Designed to work without nuts and bolts allows for assembly in minutes
- Shelves are adjustable in 1 1/2" increments
- Optional particle board deck panels combine economy and strength and are easy to install
- Units come standard with sturdy 84" high, 14-gauge posts and left to right beams as well as 16-gauge front to back beams
- Double riveted beams lock into corner posts to eliminate back and side sway
- Durable baked gray enamel finish to resist rust and corrosion
- Shipped knocked down



3 LEVELS

4 LEVELS

PARTICLE BOARD DECK

Dimensions W" x D" x H"	Shelf cap lbs.	Model No.	Wt. lbs.	Price /Each	Model No.	Wt. lbs.	Price /Each	Model No.	Wt. lbs.	Price /Each
48 x 24 x 84	1200	RL124	50		RL139	60		RL154	20	
48 x 36 x 84	1200	RL125	57		RL140	68		RL155	29	
48 x 48 x 84	1200	RL126	70		RL141	87		RL156	39	
60 x 24 x 84	1000	RL127	62		RL142	75		RK016	25	
60 x 36 x 84	1000	RL128	68		RL143	83		RK019	37	
60 x 48 x 84	1000	RL129	82		RL144	102		RL157	49	
72 x 24 x 84	750	RL130	62		RL145	75		RK017	29	
72 x 36 x 84	750	RL131	68		RL146	83		RK020	44	
72 x 48 x 84	750	RL132	82		RL147	101		RL158	59	
96 x 24 x 84	600	RL133	83		RL148	106		RK018	39	
96 x 36 x 84	600	RL134	93		RL149	117		RK021	59	
96 x 48 x 84	600	RL135	112		RL150	142		RL159	78	
96 x 24 x 84	800	RL136	90		RL151	112		RK018	3	
96 x 36 x 84	800	RL137	100		RL152	126		RK021	59	
96 x 48 x 84	800	RL138	130		RL153	151		RL159	78	