

Hadley Park Line Dancers Annual Financial Report For the Year Ending December 31, 2024



A 501(c)(3) which promotes health and social skills through dance for the community.

The Hadley Park Line Dancers (HPLD) is a not-for-profit community organization dedicated to fostering an inclusive environment where members of all ages, races, and skill levels can explore the joy of dance. Our programs include beginner to advanced classes, private lessons, and workshops. These offerings empower individuals to express themselves through movement, fostering self-growth and a lifelong passion for dance.

Our achievements in 2024 reflect our commitment to community building, artistic excellence, and financial sustainability. This report provides a detailed account of our financial performance, achievements, and projections for the upcoming year.

TABLE OF CONTENTS

2	Purpose and Mission
3	Board of Directors
4	2024 Achievement Snapshot
5	Financial Statements: Profit & Loss Statement
6	Financial Statements: Operating Expenses
7	Financial Statements: Quarterly Financial Statements
8	Financial Statements: Financial Analysis
9	Financial Statements: 2025 Projections
10	Looking into 2025
11	2024 IRS Filing
12	Contact Information

Purpose and Mission

HPLD's mission is to empower individuals through dance, fostering self-expression and a lifelong love for movement. We provide a variety of classes and workshops catering to all skill levels and emphasize personalized attention to encourage growth in our students.

BOARD OF DIRECTORS

Our Board of Directors oversees the strategic direction, financial health, and community engagement efforts of the Hadley Park Line Dancers.



Sharon Jarrett
President



Linda L Porter
Treasurer



Edna Groves
Secretary



Ella L Ford
Sgt-At-Arms



Denise Evans
Vice-President



Debra Alexander
Board Member



L. Paulette Brown
Board Member

Achievements Snapshot (2024)

Key Metrics
Metric 2024 Results

New Donors 7 (40% increase from 2023)	New Community Contacts 7 (5% increase)
Total Tickets Sold 210	Classes Held 240 (6.7% increase)
Major Performances 78 (18% increase) Highlights Fundraising Events: Annual Picnic, Christmas Party, AIDS Walk, and Charter School	Recognitions: Featured as “Best Performance” by the Black Men Association and African Street Festival.
Expanded Reach: Collaborations with Hadley Park Assisted Living and other community initiatives	

Financial Statements

Profit & Loss Statement (January–December 2024)
Summary Table

Month	Beginning Balance	Deposits	Withdrawals	Ending Balance
January 2024	\$6,226.03	\$0.00	\$5.21	\$6,220.82
February 2024	\$6,220.82	\$0.00	\$0.00	\$6,220.82
March 2024	\$6,220.82	\$200.00	\$40.92	\$6,379.90
April 2024	\$6,379.90	\$0.00	\$0.00	\$6,379.90
May 2024	\$6,379.90	\$0.00	\$390.90	\$5,989.00
June 2024	\$5,989.00	\$0.00	\$0.00	\$5,989.00
July 2024	\$5,989.00	\$1,520.09	\$520.09	\$6,989.00
August 2024	\$6,989.00	\$4,300.00	\$650.59	\$10,638.41
September 2024	\$10,638.41	\$4,584.43	\$407.09	\$14,815.75
October 2024	\$14,815.75	\$1,083.00	\$200.00	\$15,698.75
November 2024	\$15,698.75	\$600.00	\$1,254.99	\$15,043.76
December 2024	\$15,043.76	\$1,135.00	\$1,874.52	\$14,304.24

Financial Statements

Operating Expenses (2024) (est)
Summary Table

Expense Category	Amount	Details
Insurance (Hiscox)	\$350.00	Annual liability coverage
TN SOS Filing Fees	\$40.00	State compliance
Software & Website Services	\$500.00	Web Subscription
Community Donations	\$1,000.00	Holiday charity
Event Supplies materials	\$520.00	T-shirts, decorations, and
Miscellaneous Expenses and services	\$400.00	Amazon purchases, checks,

Financial Statements

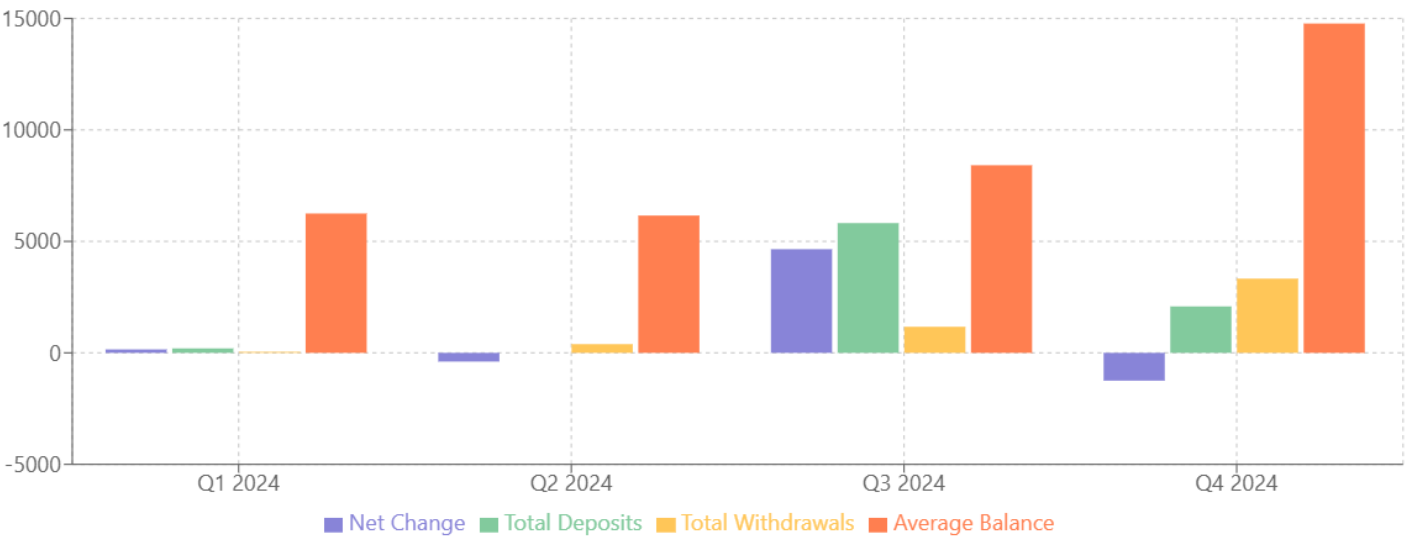
Quarterly Reports Summary Table

Q1 2024 (January–March)	Q2 2024 (April–June)
Net Change: +\$153.87	Net Change: -\$390.90
Total Deposits: \$200.00	Total Deposits: \$0.00
Total Withdrawals: \$46.13	Total Withdrawals: \$390.90
Average Balance: \$6,251.00	Average Balance: \$6,159.00
Key Transactions:	Key Transactions:
• Walmart Purchase: -\$5.21	• Hiscox Insurance Payment: - \$350.00
• TN SOS Annual Fee: -\$40.00	Check Order: -\$40.90
• Deposit: +\$200.00	
Q3 2024 (July–September)	Q4 2024 (October–December)
Net Change: +\$4,649.41	Net Change: -\$1,246.51
Total Deposits: \$5,820.09	Total Deposits: \$2,083.00
Total Withdrawals: \$1,170.09	Total Withdrawals: \$3,329.51
Average Balance: \$8,415.00	Average Balance: \$14,772.00
Key Transactions:	Key Transactions:
• Major Deposits: +\$3,500.00 on 08/05	• Check #107 (December): - \$711.64
• TSU Foundation Donation: - \$150.00	• Holiday Charity Donation: - \$1,000.00
• ATM Withdrawal: -\$500.00	• CashApp Credit: +\$400.00

Financial Statements

Financial Analysis

Quarterly Financial Analysis (2024)



Key Transactions

- **Q1 2024:** Walmart Purchase (-\$5.21), TN SOS Annual Fee (-\$40.00), Deposit (+\$200.00)
- **Q2 2024:** Hiscox Insurance Payment (-\$350.00), Check Order (-\$40.90), ATM Withdrawal (-\$500.00)
- **Q3 2024:** Major Deposits (+\$3,500.00 on 08/05), TSU Foundation Donation (-\$150.00), CashApp Credit (+\$400.00)
- **Q4 2024:** Check #107 (December, -\$711.64), Holiday Charity Donation (-\$1,000.00)

2025 Financial Projection

Projected Annual Patterns

Expected Fixed Expenses

- Annual TN SOS Fee (March): ~\$40.00
- Insurance Payment (May): ~\$350.00
- Website/Software: ~\$500,00
- TSU Foundation (August): ~\$150.00
- End of the Year Charity: - \$1000.00

Peak Activity Periods

- August-September: Highest deposit volumes
- November-December: Highest withdrawal volumes
- June: Typically minimal activity
- February-April: Low activity period

Key Projections for 2025

Expected Income

- Q1: \$200-300
- Q2: \$500-1,000
- Q3: \$8,000-10,000
- Q4: \$2,000-2,500

Expected Expenses

- Q1: \$50-100
- Q2: \$400-500
- Q3: \$1,000-1,500
- Q4: \$3,000-3,500

Balance Projections

- Q1 End: ~\$13,800
- Q2 End: ~\$14,300
- Q3 End: ~\$22,800
- Q4 End: ~\$21,300

Looking into 2025

PERFORMANCES

(More Local Performances to increase visibility and awareness)

GROUP CRUISE



(Not included in the budget. scheduled, thus far (Bahamas performance))

COMMUNITY DONATIONS

(Assisted Living, Back to School Drives, Mental and Physical Health Awareness)




Mental Health

HPLD believes in improving our mental health through line dancing.

GIVING BACK 25%

To Fundraisers of Total Revenue

(Holiday Charity, Back-to-School, Breast Cancer Awareness, Thanksgiving Drives, AIDS Walk, Health Fairs)



Suppose Fundraising Events

(Sneaker Ball, Fish Fry, Seafood Boil)



Physical Health

HPLD believes in improving our physical health through line dancing.



Hadley Park Annual Reports

Form **990-N**

Department of the Treasury Internal Revenue Service

Electronic Notice (e-Postcard)

for Tax-Exempt Organization not Required to File Form 990 or 990-EZ

OMB No. 1545-2085

2024

Open to Public Inspection

A For the **2024** Calendar year, or tax year beginning **2024-01-01** and ending **2024-12-31** **B** Check if available

C Name of Organization: **HADLEY PARK LINE DANCERS**

P O Box 160014, Nashville, TN, US, 37216

D Employee Identification Number **92-0936368E**

Website: **www.hadleyparklinedancers.com**

F Name of Principal Officer: **Linda L Porter**

P O Box 160014, Nashville, TN, US, 37216


Privacy Act and Paperwork Reduction Act Notice: We ask for the information on this form to carry out the Internal Revenue laws of the United States. You are required to give us the information. We need it to ensure that you are complying with these laws.

The organization is not required to provide information requested on a form that is subject to the Paperwork Reduction Act unless the form displays a valid OMB control number. Books or records relating to a form or instructions must be retained as long as their contents may become material in the administration of any Internal Revenue law. The rules governing the confidentiality of Form 990-N is covered in code section 6104. The time needed to complete and file this form and related schedules will vary depending on the individual circumstances. The estimated average time is 15 minutes.

Note: This image is provided for your records only. Do Not mail this page to the IRS. The IRS will not accept this filing via paper. You must file your Form 990-N (e-Postcard) electronically. Terminated Business Gross receipts are normally \$50,000 or less



HADLEY PARK LINE DANCERS

 (615) 715-8195

 ttreasurer.hadleyparklinedancers@gmail.com

 www.hadleyparklinedancers.com