

Composite Door

C O L L E C T I O N




Traditional Doors



Contemporary Doors

 **xtremedoor**
Keeping the heat in and intruders out



Why Choose an **Xtreme** Composite Door?

Composite doors offer the look and feel of a timber door without any of the inherent problems, such as cracking, bowing or twisting.

They have a high-density foam core which offers excellent strength and thermal performance, and a durable Glass Reinforced Plastic (GRP) skin to protect from the elements. GRP is the same materials that is used to make the hull of lifeboats - demonstrating just how tough it really is!

And unlike timber, composite doors are incredibly low maintenance - an occasional wipe over with a damp cloth will restore it to its original finish.



Key to Glazing Icons

- ▲ These doors are our Triple Glazed options.
- Obscure glass choice not required.
- These require obscure patterned backing glass. See 'Textured Glass Options' on page 34.

All images portrayed in this brochure should not be reproduced without specific written permission from the manufacturer. Images, designs and colours are for illustrative purposes only and are only as accurate as the printing process allows.

Rosewood and Light Oak are available both sides. The wood effect finishes on the door and outer frame differ slightly due to the nature of different materials involved.

All information within this brochure is provided for guidance only and is given in good faith, but without warranty or guarantee of any kind, whether implied or expressed. Our policy is to continually improve products, therefore methods, materials and changes of specification may be made from time to time without prior notice.




Even the Police Struggle to Force Entry Through an **Xtremedoor!**

67% of burglars
break in through
THE DOOR
official crime statistics from the home office

It takes time and specialist equipment to break through an Xtremedoor.

That's because an Xtremedoor has a rigid polymer subframe, a high density CFC-free polyurethane foam core, impact-resistant GRP skin, a five point locking system and an anti-snap, bump, pick and drill cylinder fitted with a guard for ultimate security.

Don't just take our word for it - the XtremeDoor has PAS 24 2016 Enhanced Security accreditation and Secured by Design endorsement, so you can rest assured your home is safe.




Thermal Performance

Composite doors are much more thermally efficient than either timber or PVC, and our doors are manufactured to the highest quality standards, making them more thermally efficient by design.

The warm foam core allows the door to have a significantly better 'U' value than traditional timber doors, PVC skinned timber doors and steel doors, and our entire range meets with the requirements of the current Building Regulations.

There are various upgrades to glass options which increase the thermal performance of the door. The combination should keep your home warmer and could help reduce your energy bills.



York

U-Value from 1.6W/m²K

A classic design with two simple glass panels. Suitable for any modern or traditional style of property.



Door Colour: Chartwell Green | Decorative Glass: Eternity ●

Our Murano design is a truly modern decorative glass option and is available in Black, Blue, Green and Red to complement or contrast with the door colour





Door Colour: Anthracite Grey
Decorative Glass: Bohemia



Door Colour: Blue
Decorative Glass: Blue Fusion



Our Fusion glass is available in either blue or green tile options and the choice of zinc or brass caming




Door Colour: Black
Decorative Glass: Murano Black



Door Colour: Duck Egg Blue
Decorative Glass: Toledo



Our Twist glass is available with either a clear, emerald or sapphire decorative feature centre tile



Door Colour: Light Oak
Decorative Glass: Clear Twist



Door Colour: Black
Decorative Glass: Rhea



Door Colour: Black
Decorative Glass: Etch Border



Door Colour: Moondust
Decorative Glass: Elderton



Door Colour: Cream
Decorative Glass: Etch Splendour



Door Colour: Red
Decorative Glass: Crystal Red



Our Crystal glass is available with either a black, blue, green or red decorative feature centre tile



Door Colour: Chartwell Green
Decorative Glass: Knightsbridge



Door Colour: Slate
Decorative Glass: Kara Zinc

Also Available in Brass



Cambridge & Windsor

U-Value from 1.6W/m²K

With its arched or raked panel tops, the Cambridge or Windsor will most certainly, add a touch of distinction to properties of any age.



Door Colour: Light Oak | Decorative Glass: Elderton ●



Cambridge



Windsor



Door Colour: Chartwell Green
Decorative Glass: Murano Green



Door Colour: Cream
Decorative Glass: Clear Twist



Door Colour: Duck Egg Blue
Decorative Glass: Knightsbridge



Door Colour: Rosewood
Decorative Glass: Bohemia



Door Colour: Royal Magenta
Decorative Glass: Crystal Black



Door Colour: Blue
Decorative Glass: Kara Zinc



Also Available in Brass


Georgian One

U-Value from 1.3W/m²K

Featuring a distinctive semi-circular glazing panel, this door is ideal for the street-front property or town house.



Door Colour: Black | Decorative Glass: Diamond Classic ▲ ●



Door Colour: Green
Decorative Glass: Silvaner ■



Door Colour: White
Decorative Glass: Gavalas ■



Door Colour: Slate
Decorative Glass: Etch Border ■



Door Colour: Blue
Decorative Glass: Georgian Bar ■



Door Colour: Chartwell Green
Decorative Glass: Prism (only available in Chartwell Green) ●



Door Colour: Anthracite Grey
Decorative Glass: Murano Black ■



Door Colour: Rosewood
Decorative Glass: Crystal Red ▲●



Georgian Three

U-Value from 1.6W/m²K

The stately design of this 3-panel door echoes the classic architecture of the Regency period.



Door Colour: Royal Magenta | Decorative Glass: Gavalas



Door Colour: White
Decorative Glass: Georgian Bar



Door Colour: Duck Egg Blue
Decorative Glass: Silvaner



Door Colour: Red
Decorative Glass: Crystal Red



Door Colour: Black
Decorative Glass: Etch Border



Door Colour: Blue
Decorative Glass: Diamond Classic



Door Colour: Anthracite Grey
Decorative Glass: Rhea




Edwardian Two & Four

U-Value from 1.3W/m²K



Door Colour: Duck Egg Blue | Decorative Glass: Silvaner ■


A stylish, traditional door offering varying degrees of privacy to street-front properties or those with shared access.



Edwardian Two



Edwardian Four



Solid Option



Door Colour: Anthracite Grey
Decorative Glass: Rhea



Door Colour: Chartwell Green
Decorative Glass: Diamond Classic



Door Colour: Black
Decorative Glass: Murano Black



Door Colour: Red
Decorative Glass: Crystal Red



Door Colour: Blue
Decorative Glass: Etch Border.



Door Colour: Moondust
Decorative Glass: Diamond Classic



Victorian

U-Value from 1.6W/m²K

The Victorian features a large single glass panel to allow plenty of light into those spacious turn-of-the-century hallways.



Door Colour: Blue | Decorative Glass: Elderton ●



Door Colour: Anthracite Grey
Decorative Glass: Etch Border.



Door Colour: Black
Decorative Glass: Murano Black



Door Colour: Duck Egg Blue
Decorative Glass: Rhea



Door Colour: Green
Decorative Glass: Rioja



Door Colour: Light Oak
Decorative Glass: Etch Splendour



Door Colour: White
Decorative Glass: Enclosed Venetian Blind



Tudor

U-Value from 1.2W/m²K

Reminiscent of the door styles of the 1930's, the Tudor door is also available as a solid door option as well as a glazed version.

Extended
Lead Time



Door Colour: Black | Decorative Glass: Simplicity Zinc ▲ ●



Tudor



Solid Option



Simplicity Brass Option



Door Colour: Chartwell Green
Decorative Glass: Reflections ▲ ●



Door Colour: Light Oak
Decorative Glass: Dorchester Amber ▲ ●



Door Colour: Slate
Decorative Glass: Havana ●



Door Colour: Moondust
Decorative Glass: Etch Border ■



Cottage One

U-Value from 1.2W/m²K




Door Colour: Chartwell Green | Decorative Glass: Diamond Classic ▲ ●



22

Antique Black Letterplate



Unlike other 'cottage' doors in the market, our cottage door has a unique 'offset etched' detailing and comes in two glazing styles.



Cottage One



Cottage Diamond



Cottage Solid

Door Colour: Green
Decorative Glass: Murano Green



Door Colour: Cream
Decorative Glass: Etch Border.



Door Colour: Anthracite Grey
Decorative Glass: Rhea



Door Colour: Light Oak
Decorative Glass: Silvaner



Door Colour: Black
Decorative Glass: Bullion



Door Colour: Duck Egg Blue
Decorative Glass: Gavalas



Cottage Four

U-Value from 1.4W/m²K



Door Colour: Black | Decorative Glass: Rhea ■

The Cottage Four is a very popular contemporary door design with the choice of lock, centred or hinge side glazing positions.




Glazed Lock Side as Standard



Glazed Centre by Request



Glazed Hinge Side by Request



Door Colour: Black
Decorative Glass: Crystal Black ▲●



Door Colour: Moondust
Decorative Glass: Silvaner ■



Door Colour: Anthracite Grey
Decorative Glass: Satin ■



Door Colour: Light Oak
Decorative Glass: Glazed ■



Door Colour: Blue
Decorative Glass: Etch Border ■



Door Colour: Slate
Decorative Glass: Diamond Classic ▲●





Jacobean

U-Value from 1.4W/m²K

The inline slim glazing details on the Jacobean door is inspired by the contemporary European door look.



Door Colour: Slate | Decorative Glass: Satin



Door Colour: Green
Decorative Glass: Silvaner ■



Door Colour: Light Oak
Decorative Glass: Etch Border ■



Door Colour: Black
Decorative Glass: Murano Black ■



Door Colour: Chartwell Green
Decorative Glass: Diamond Classic ▲ ●



Door Colour: Moondust
Decorative Glass: Rhea ■



Door Colour: Anthracite Grey
Decorative Glass: Glazed ■



Verona


U-Value from 1.2W/m²K

With its contemporary linear etched detailing, the Verona is a stunning door available with glazing detail or as a solid door.


Extended
Lead Time



Door Colour: Black | Decorative Glass: Murano Black ■




Glazed Lock Side as Standard



Glazed Hinge Side by Request



Solid Option



Door Colour: Slate
Decorative Glass: Glazed



Door Colour: Light Oak
Shown as a Solid Door option



Door Colour: Moondust
Decorative Glass: Reflections



Door Colour: Black
Decorative Glass: Satin



Door Colour: Anthracite Grey
Shown as a Solid Door option



Door Colour: French Blue
Decorative Glass: Etch Border



Georgian Two

U-Value from 1.4W/m²K

Affording a little more light, the two semi-circular panels create a modern distinctive style door.



Door Colour: Black | Decorative Glass: Murano Black ■



Door Colour: Anthracite Grey
Decorative Glass: Gavalas ■



Door Colour: Blue
Decorative Glass: Diamond Classic ▲ ●



Door Colour: Green
Decorative Glass: Etch Border ■



Door Colour: Chartwell Green
Decorative Glass: Georgian Bar ■



Door Colour: Rosewood
Decorative Glass: Mosel



Door Colour: Green
Decorative Glass: Mirambello



Door Colour: Royal Magenta
Decorative Glass: Royal Sparkle



Door Colour: Black
Decorative Glass: Murano Black





Devon

U-Value from 1.6W/m²K

Another design which allows plenty of light into reception rooms or directly into a kitchen.



Door Colour: Anthracite Grey | Decorative Glass: Rhea



Regal

U-Value from 1.8W/m²K

With its American style, large glazed feature panel, the Regal door is proving to be just as popular here in the UK as it is 'over the pond'.

**Extended
Lead Time**



Door Colour: Slate | Decorative Glass: Simplicity Zinc ▲ ●



Door Colour: Chartwell Green
Decorative Glass: Reflections ▲ ●



Door Colour: Black
Decorative Glass: Simplicity Zinc ▲ ●



Door Colour: Royal Magenta
Decorative Glass: Murano Black ■



Door Colour: Moondust
Decorative Glass: Bohemia ■



Also Available in Brass

Door Furniture

Add the finishing touches to your XtremeDoor with our wide range of door furniture including: letterplates and spyholes, as well as decorative urns/slimline urns. There's also a selection of finishes to choose from to enhance the colour and style of your XtremeDoor.

Urns



White Black Chrome Gold Satin Silver

Slim Urns



Door Pulls



Chrome
Gold
Satin Silver

Long Handles

Available in:
600mm or
1200mm



Spyholes



Escutcheon




Satin Silver

Cylinder Pulls

Available in: Chrome,
Gold, Satin Silver




Premium Letterplates



White Black Chrome Gold Satin Silver

Hinges



White Black Chrome Gold

Traditional Range



Antique Black


Standard Letterplates

Available in: White, Black,
Chrome, Gold



Coloured Drip Bars

Available in: Anthracite Grey,
Black, Blue, Chartwell Green,
Cream, Duck Egg Blue,
French Blue, Green,
Moondust, Red,
Royal Magenta
and Slate






Door Colour Options




Doors are supplied with white internal colour as standard, however coloured both sides is available on request. RAL numbers are for reference only. Different materials will give different shade variations when painted with the same RAL. Foiled frames and door slabs may appear slightly different due to the nature of the materials and light reflecting from them.

Standard Colours

We offer a range of 7 external colours with a white interior as standard.



Premium Colours



Can't see the colour you really want?

No problem! All of our doors and frames can be sprayed in any RAL colour* of your choice.



* Additional costs and lead times apply

Composite Sidelights

For homes with larger openings, we offer a range of sidelight options to complement your door.



York

Cambridge

Windsor (Left)

Windsor (Right)

Verona

Edwardian Four

Edwardian Two

Solid

Colour Foiled Frames

Frames can be supplied coloured both sides on request. Frames can also be sprayed to any RAL number on request.



Light Oak
with White Interior

Light Oak
with Matching Interior

Rosewood
with White Interior



Rosewood
with Matching Interior

Anthracite Grey
with White Interior

Slate
with White Interior



Black Brown*
with White Interior

Cream (Smooth) RAL 1015
with Cream Interior

Cream (Smooth) RAL 1015
with White Ash Interior (Foiled)

* The foiled Black/Brown frame may appear lighter than the black door in direct sunlight

Textured Glass Options

There are lots of textured glass options to choose from, helping you maintain privacy in your home.



Arctic*

Autumn*

Chantilly*

Charcoal*

Contura*

Cotswold*

Digital*

Everglade*

Flemish*

Florielle*

Mayflower*

Minster*

Oak*

Pelrine*

Stippolyte*

Sycamore*

Taffeta*

Satin

* Glass names are the trademark of Pilkington plc. Images are copyright of Pilkington plc. and reproduced by courtesy.



www.xtremedoor.co.uk