

Disability In Santa Cruz County

The American Communities Survey (ACS) collects data on the number of people living with disabilities across the United States. Using the ACS 2015-2019 data, a collection of maps were gathered to show the amount of people with any type of disability that reside in Santa Cruz County. Generally, the higher the age, the higher the number of people living with disabilities.

The map is broken down by census tract.

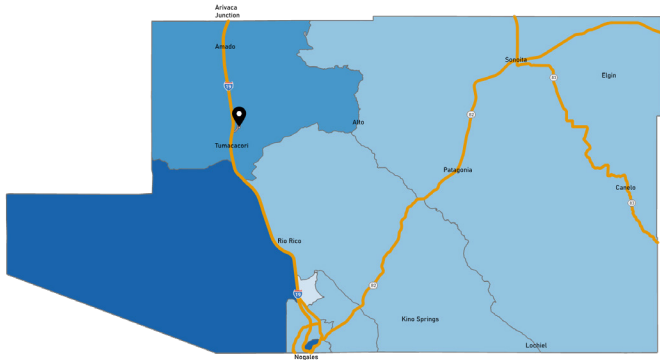
Males in Santa Cruz County with at least one disability by Census Tract



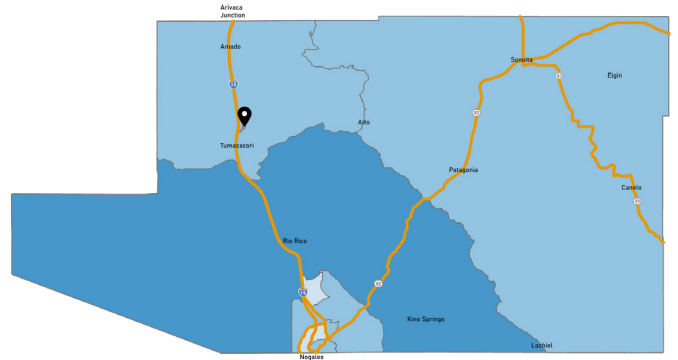
Ages 5-17



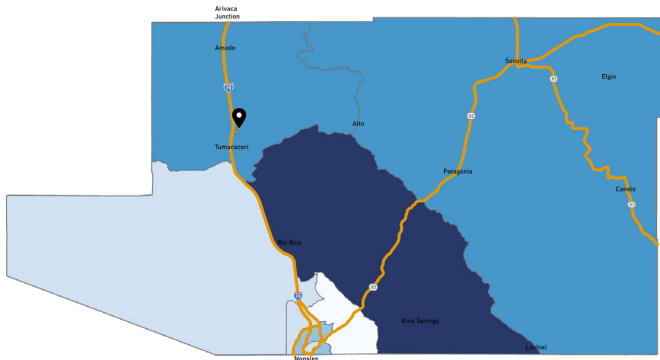
Ages 18-34



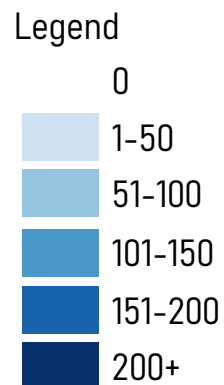
Ages 35-64



Ages 65-74



Ages 75+



Disability In Santa Cruz County

The American Communities Survey (ACS) collects data on the number of people living with disabilities across the United States. Using the ACS 2015-2019 data, a collection of maps were gathered to show the amount of people with any type of disability that reside in Santa Cruz County. Generally, the higher the age, the higher the number of people living with disabilities.

The map is broken down by census tract.

15%

of men in Santa Cruz
County identify as disabled

12%

of women in Santa Cruz
County identify as disabled



13%

of total people in Santa
Cruz County identify as
disabled

Females in Santa Cruz County with at least one disability by Census Tract



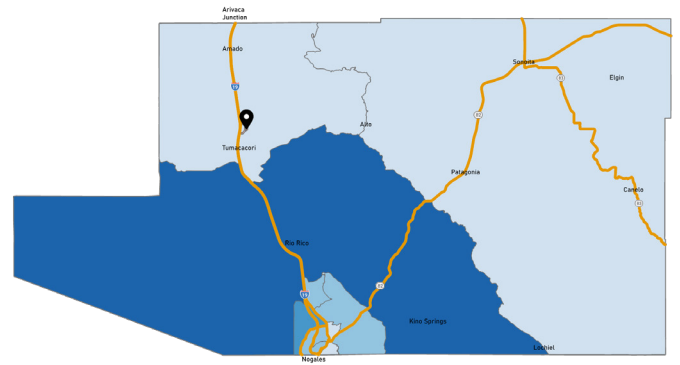
Ages 0-5



Ages 5-17



Ages 18-34



Ages 35-64



Ages 65-74



Ages 75+

Legend

