

Perfect Touch

3 D L A M I N A T E S L A B D O O R *Also available in shaker style*



Why PERFECT TOUCH 3DL?

Perfect Touch 3D Laminates combine fashion & function to create cabinet components with amazing engineered features like a smooth non-porous easy clean surface and anti-fingerprint properties. Whether used for cabinet doors & floating shelves in kitchens, closets or mudrooms, or for modern commercial office surfaces, Perfect Touch are the NEXT generation of 3D Laminates.

Stock Colors

*170 colors
available*

S089
PT-LIGHT
GREY

S088
PT-Steel
Gray


D059
SMOOTH
ROYAL
WHITE

S080
PT-BLACK

ClaraNova Cabinetry

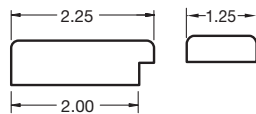

Perfect Touch SPECIFICATIONS

*170 colors available inc.
wood looks and prints*



Sangallo Joy

Door | Drawer Front



Frame | Mullion



PROFILE SPECIFICATIONS

DOOR STYLE	Slab and Shaker Style
DESIGN STYLE	Contemporary, and Traditional
CONSTRUCTION	Slight radius edges Membrane pressed face and sides
FACE MATERIAL	All 3DL color selections
CORE	3/4" engineered core 3/4" ULEF core with White TFL back available
BACK MATERIAL	Backs come standard on wall cabinets Standard back is White TFL Matching back TFL available with select 3DLs for an additional charge Backs available on base cabinets at additional charge
GRAIN DIRECTION	For level 2+ colors with grain: Vertical grain is standard on doors, frames and mullions Horizontal grain is standard on drawer fronts

ADDITIONAL OPTIONS

ROUTE FOR GLASS	Standard frame and mullion route for glass shown T-slot route available
FINGERPULLS	Standard or custom placement available Not available with high gloss materials
HINGE BORING	2 standard patterns Custom placement available
MODIFICATIONS	Stile and rail widths on frames and mullions can be altered
PAINT GRADE	Paint ready 3DL wrap is available.

SIZE PARAMETERS

DOORS DRAWER FRONTS	3" x 3" minimum 48" x 96" maximum, warranted tom 24" x 60"
OVERLAYS	2.5" x 6" minimum
FRAMES	8.5" x 8.5" minimum 31" x 60" maximum
MULLIONS	11.75" x 11.75" minimum 31" x 60" maximum
MULLION LITES	11.75" to 24" heights = 4 lites 24" to 31" heights = 6 lites 31" to 41" heights = 8 lites 41" to 60" heights = 10 lites

405-825-1234

ClaraNovaCabinetry.com

Colors and textures may differ from actual product. Please refer to product samples before ordering.
Front photography | Kitchen: Smooth Royal White on slab door