

- Locations with above and below ground utilities often have easements that may limit or not allow planting of any type of vegetation near or under utility lines and equipment. These easements allow access to APS crews to prune vegetation, if needed. The Grantor or landowner needs written consent to plant vegetation in a utility easement.

3 Is this tree right for this site?

- After determining that the area is suitable for planting, the next step is to determine what size the shrub or tree will be when it is fully grown.
- Shrubs and trees planted near overhead lines should not grow taller than 15 feet. You can always contact us to help determine what maximum height is suitable for your site.
- Once you are ready to pick out a tree, check with your local nursery or use the resources provided in the contact section of this brochure to determine maximum height and width when selecting the right tree for the right place. The width of the tree once fully grown needs to be considered. Vegetation that grows tall and spreads out should be planted farther back from overhead power lines and utility poles.

Contact Information and Other Resources

Contact Us:

- Call us at (602) 371-7171
- Email us at vegetationmanagement@apsc.com
- Visit aps.com/trees

Other Helpful Resources:

- Blue Stake
 - Call 811 or 1-800-STAKE-IT (1-800-782-5348)
 - arizona811.com
- aztrees.org
- arborday.org
- treesaregood.org
- selectree.calpoly.edu



Right Tree Right Place

Trees planted in the right place have many benefits for home and business owners. However, when a tree is planted in the wrong place it can become a safety hazard and cause power outages. Learn how you can make sure you are planting the right tree in the right place.

Things to Consider when Planting

- 1 Is this site suitable for plants or trees?
 - Before you select and purchase plants or trees confirm the area is safe.
 - Check to see if there are overhead power lines, poles, utility boxes or underground utilities in the potential planting area.
- 2 Do you have utility lines on your property?
 - There are different requirements and precautions that need to be considered depending on if you have distribution or transmission power lines. Please contact us to see what overhead and underground lines are on your property.



Arizona Community Tree Council



Stay Safe

When starting to select the right tree for the right place take safety into consideration. Many times there may be overhead or underground utilities on or around your property that can be hazardous when planting and pruning trees or shrubs.

If you have existing vegetation on your property that needs to be cleared from overhead lines, please contact us for a free safety inspection performed by a certified arborist. There are strict laws and guidelines from the State of Arizona, Occupational Safety and Health Administration (OSHA) American National Standards Institute (ANSI) and National Electrical Safety Code (NESC) that restrict who can access, prune or remove vegetation in proximity to overhead power lines. Only qualified line clearance arborists employed or contracted by APS are legally permitted to work within a 10-foot radius around distribution power lines. Clearance distances are greater for higher voltage power lines.

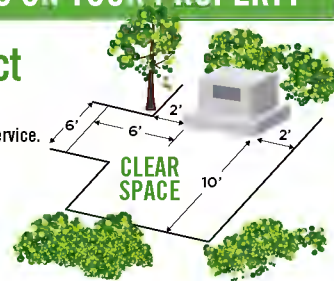
And, be sure to call Blue Stake at 811 before you dig. Digging to plant trees or other vegetation where there are underground lines is not safe and can lead to power outages or even fatalities.

UTILITY BOXES ON YOUR PROPERTY

Do Not Obstruct

We need room to work safely and quickly to restore your electric service.

Please do not place permanent structures, fences, shrubs, trees, sprinklers or irrigation systems closer than 10 ft. in front of the door and 2 ft. from the sides, and 6 ft. by 6 ft. on the left side corner of the pad.



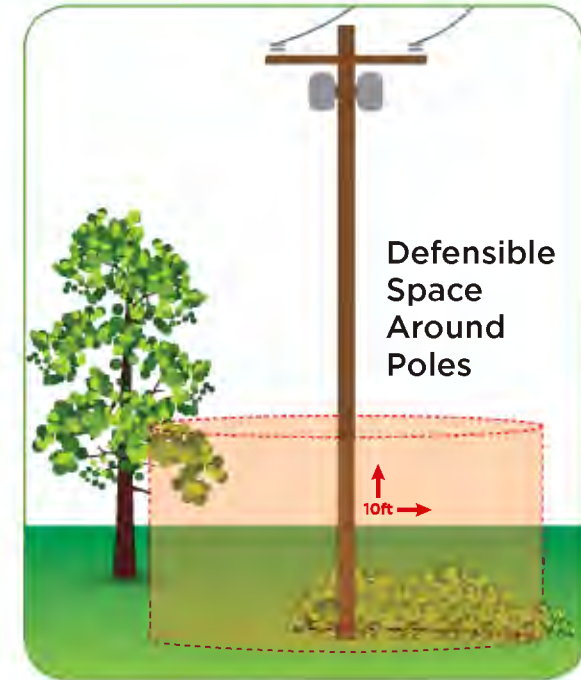
Healthy Right of Way

Fire Mitigation

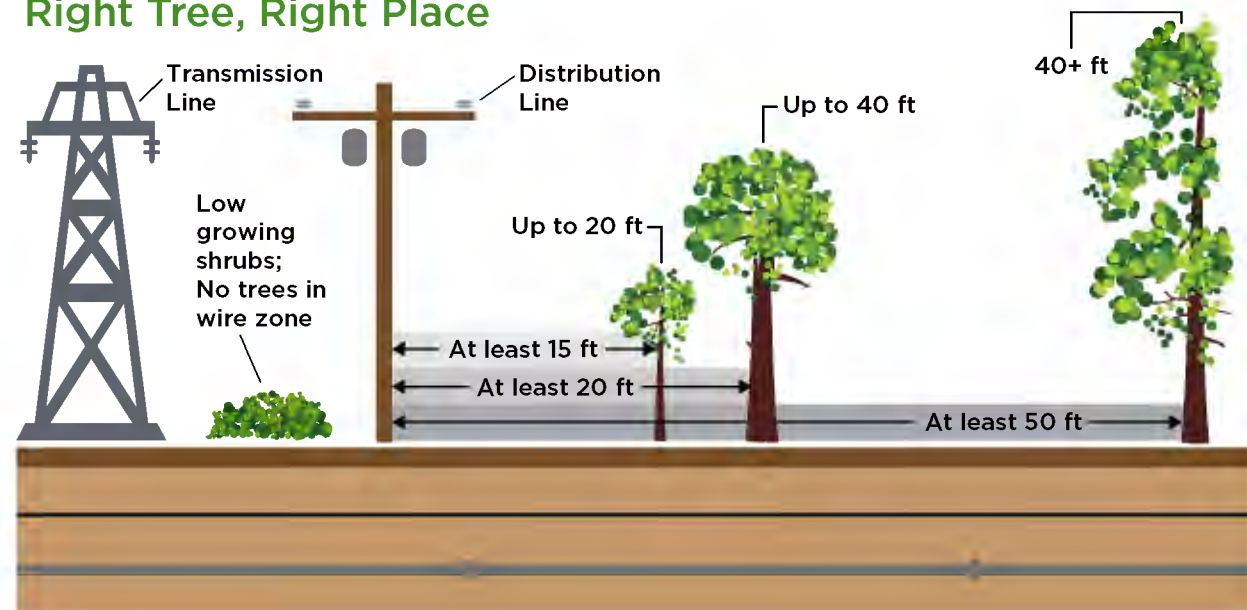
For your safety and the safety of the communities nearby, we proactively clear potential wildfire hazards in and around utility poles, lines and other equipment across the state. This includes removal of vegetation within a 10-foot radius around poles.

Please help us to keep you and our communities safe:

- Avoid planting any vegetation near electric utility equipment, including poles.
- Clear debris and remove any flammable materials near the base of utility poles.
- Maintain a 10-foot radius around utility equipment that is free of vegetation.



Right Tree, Right Place



Wrong tree, wrong place.