

Shelly®

www.shelly.com.mx



PROFESSIONAL SMART HOME



Download on the
App Store



GET IT ON
Google Play

RETROFIT



Shelly 1 Mini GEN3
EAN: 3800235261576
 Relay, 8A, dry contact
 (110-240VAC)



Shelly 1PM Mini GEN3
EAN: 3800235261590
 Relay, 8A, power metering
 (110-240VAC)



Shelly PM Mini GEN3
EAN: 3800235261613
 16A, power metering without relay
 (110-240VAC)



Shelly Plus 1
EAN: 3800235265000
 Relay, 16A, dry contact
 (12VDC, 24-48VDC, 110-240VAC)



Shelly Plus 1PM
EAN: 3800235265017
 Relay, 16A, power metering
 (24VDC, 110-240VAC)




Shelly Plus 2PM
EAN: 3800235265031
 Relay, cover control 2x10A
 (24VDC, 110-240VAC)



Shelly Plus I4
EAN: 3800235265079
 Input reader, 4-channel
 110-240VAC



Shelly Plus I4DC
EAN: 3800235265543
 Input reader, 4-channel
 (5-24VDC)



Shelly Dimmer 2
EAN: 3800235262184
 Dimmer, 200W, power metering
 Leading/trailing edge (110-240VAC)



Shelly Plus RGBW PM
EAN: 3800235265635
 4x45W/90W LED-strip control
 (12VDC, 24VDC)



Shelly Dimmer 0-10V
EAN: 3800235265703
 0/1-10V controller

DIN-RAIL



Shelly Pro 1
EAN: 3800235268001
 Relay, 16A, dry contact
 (110-240VAC)



Shelly Pro 1PM
EAN: 3800235268018
 Relay, 16A, power metering
 (110-240VAC)



Shelly Pro 2
EAN: 3800235268025
 Relay, 2x16A, dry contact
 (110-240VAC)



Shelly Pro 2PM
EAN: 3800235268032
 Relay, 2x16A, power metering
 (110-240VAC)



Shelly Pro 3
EAN: 3800235268094
 Relay, 3x16A, dry contact
 (110-240VAC)



Shelly Pro 4PM
EAN: 3800235268049
 Relay, 4x16A, power metering
 (110-240VAC)



Shelly Pro Dual Cover PM
EAN: 3800235268124
 Cover control, 2x16A, power metering
 (110-240VAC)



Shelly Pro Dimmer 1PM
EAN: 3800235268162
 Dimmer, 200W, power metering
 Leading/trailing edge (110-240VAC)



Shelly Pro Dimmer 2PM
EAN: 3800235268179
 Dimmer, 2x200W, power metering
 Leading/trailing edge (110-240VAC)



Shelly LAN Switch
EAN: 3800235266830
 5 port LAN Switch for PRO-devices

ACCESSORIES



Shelly Plus Add-on
EAN: 3800235266427
 Analogue and digital add-on module
 Easy connection on all Plus devices

ENERGY METERS



Shelly Pro EM, 2x50A
EAN: 3800235268148
 Energy meter, 1-phase, 2x50A
 Class B (IEC 62053-21)



Shelly Pro 3EM, 120A
EAN: 3800235268100
 Energy meter, 3-phase, 120A
 Class B (IEC 62053-21)



Shelly Pro 3EM, 400A
EAN: 3800235268117
 Energy meter, 3-phase, 400A
 Class B (IEC 62053-21)



Shelly Pro 3EM Switch Add-on
EAN: 3800235268131
 Add-on module for Pro 3EM
 Relay, 2A for contactor control



Shelly Plus Plug S
EAN: 3800235265567
 Smart plug, 12A
 Can be used as Bluetooth gateway

CONTROL PANELS



Shelly Wall Display, black
EAN: 3800235262597
 Temp, humidity, lux sensor
 5A relay, 110-230VAC



Shelly Wall Display, white
EAN: 3800235262603
 Temp, humidity, lux sensor
 5A relay, 110-230VAC

ACCESSORIES



Shelly RC snubber
3800235266144
 For inductive loads and contactors



Temperature sensor DS18B20 1 m
EAN: 3809511202456
 Works with Shelly Plus Add-on
 -55°C to +125°C



Temperature sensor DS18B20 3 m
EAN: 3800235266403
 Works with Shelly Plus Add-on
 -55°C to +125°C

SENSORS



Shelly BLU Door/Window, white
EAN: 3800235266601
 Door-/window sensor with lux sensor
 CR2032 (included)



Shelly BLU Door/Window, black
EAN: 3800235266618
 Door-/window sensor with lux sensor
 CR2032 (included)



Shelly BLU Motion sensor
EAN: 3800235266700
 Motion sensor with lux sensor
 CR2477 (included)



Shelly BLU Button 1, white
EAN: 3800235266441
 Single, double, triple, long press
 CR2032 (included)



Shelly BLU Button 1, black
EAN: 3800235266434
 Single, double, triple, long press
 CR2032 (included)



Shelly BLU Button Tough 1, ivory
EAN: 3800235266847
 Single, double, triple, long press
 Outdoor, CR2032 (included)



Shelly BLU Button Tough 1, black
EAN: 3800235266861
 Single, double, triple, long press
 Outdoor, CR2032 (included)



Shelly BLU H&T, ivory
EAN: 3800235266816
 Humidity and temperature
 CR2032 (included)



Shelly BLU H&T, black
EAN: 3800235266816
 Humidity and temperature
 CR2032 (included)



Shelly H&T, Matte White (GEN 3)
EAN: 3800235261538
 Humidity and temperature
 USB-C or 4xAAA batteries



Shelly Plus Smoke Alarm
EAN: 3800235265642
 Smoke sensor, battery
 CR123A (included)



Shelly Flood
EAN: 3800235262245
 Leakage and temperature sensor
 CR123A

Shelly 1

1-channel smart relay with dry contact



Shelly 1 Mini (GEN3)
3800235261576

- 8A relay
- 110-240V AC
- The smallest smart relay on the market



Shelly Plus 1
3800235265000

- 16A relay
- 110-240V AC
- 24-30V DC
- 12V DC



Shelly Pro 1
3800235268001

- 16A relay
- 110-240V AC
- RJ45 LAN

-
- Garage door
 - Floor heating
 - Access control
 - Irrigation system
 - Heat pumps
-



WiFi



Bluetooth
gateway



Free app
and cloud



Built-in
protection



Smart scenes



Smart
schedules



Sunrise /
sunset



Auto
on/off



Webhooks



Scripting

Shelly 1PM

1-channel smart relay with power metering



Shelly 1PM Mini (GEN3)
3800235261590

- 8A relay
- 110-240V AC
- The smallest smart relay on the market



Shelly Plus 1PM
3800235265017

- 16A relay
- 110-240V AC
- 24-30V DC



Shelly Pro 1PM
3800235268018

- 16A relay
- 110-240V AC
- RJ45 LAN

-
- Lighting
 - Socket outlets
 - Fans
- Pumps
 - Floor heating



WiFi



Bluetooth gateway



Free app and cloud



Built-in protection



Smart scenes



Smart schedules



Sunrise sunset



Auto on/off



Webhooks



Scripting



Power metering

Shelly 2PM

2-channel relay with power metering
and cover control



Shelly Plus 2PM
3800235267066

- 2 x 10A relay
- 110-240V AC
- 24-30V DC



Shelly Pro 2PM
3800235268032

- 2 x 16A relay
- 110-240V AC
- RJ45 LAN

-
- Dual wall switch
 - 2-channel lighting
 - Dual wall socket
 - Awnings
 - Blinds
 - 2-way AC motor
-



WiFi



Bluetooth
gateway



Free app
and cloud



Built-in
protection



Smart scenes



Smart
schedules



Sunrise
sunset



Auto
on/off



Webhooks



Scripting



Power
metering



2-way motor
control


Shelly i4

4-channel input reader



Shelly Plus I4
3800235265079

- 4 inputs
- Button function
- Switch function
- 110-240V AC



Shelly Plus I4 DC
3800235265543

- 4 inputs
- Button function
- Switch function
- 5-24V DC

-
- **Buttons**
 - **Wall switches**

- **Sensors**



WiFi



Bluetooth
gateway



Free app
and cloud



Smart scenes



Webhooks



Scripting

Shelly Dimmer

Smart lighting control



Shelly Dimmer 2
3800235262184

- 200 W
- Leading/trailing edge
- Auto calibration
- Night mode
- Power metering
- Works without neutral



Shelly Pro Dimmer 1PM
3800235268162

- 200 W
- Leading/trailing edge
- Auto calibration
- Night mode
- Power metering
- RJ45 LAN



Shelly Pro Dimmer 2PM
3800235268179

- 2 x 200 W
- Leading/trailing edge
- Auto calibration
- Night mode
- Power metering
- RJ45 LAN



Shelly Plus RGBW PM
3800235265635

- For LED strips
- 4 x white / RGBW
- 12/24V control
- 48/96W per channel
- 120/240W total
- Power metering



Shelly Dimmer 0-10V
3800235265703

- Analogue 0-10V control
- Sync mode
- Night mode



WiFi



Bluetooth
gateway

*Does not apply to Dimmer 2



Free app
and cloud



Built-in
protection



Smart scenes



Smart
Schedules



Sunrise
Sunset



Auto
on/off



Webhooks



Scripting

*Does not apply to Dimmer 2



Power metering

*Does not apply to Dimmer 0-10V

Other PRO devices

With multiple channels

POWER METERING



Shelly Pro 4PM
3800235268049

- 4 x 16A relay
- 1-phase
- 110-240V AC
- RJ45 LAN

DRY CONTACT



Shelly Pro 2
3800235268025

- 2 x 16A relay
- 2-phase
- 110-240V AC
- RJ45 LAN



Shelly Pro 3
3800235268094

- 3 x 16A relay
- 3-phase
- 110-240V AC
- RJ45 LAN



WiFi



Bluetooth
gateway



Free app
and cloud



Built-in
protection



Smart scenes



Smart
schedules



Sunrise
Sunset



Auto
on/off



Webhooks



Scripting



Power metering
*Only applies to PM variants

Shelly EM

Smart energy metering



Shelly PM Mini Gen3
3800235261613

- Power metering
- Voltage metering
- 16A
- No relay



Shelly EM
3800235262207

- Power metering
- Voltage metering
- Current metering
- Power factor
- 2A relay
- Up to 2 x 50/120A



Shelly Pro EM - 50A
3800235268148

- Power metering
- Voltage metering
- Current metering
- Power factor
- 2A relay
- Up to 2 x 50A



Shelly Pro 3EM 120A
3800235268100

- Power metering
- Voltage metering
- Current metering
- Power factor
- 3 x 120A
- No relay



Shelly Pro 3EM 400A
3800235268117

- Power metering
- Voltage metering
- Current metering
- Power factor
- 3 x 400A
- No relay



Shelly Pro 3EM Switch Add-on
3800235268131

- 2A dry contact
- Galvanically isolated from 3EM
- Simple connection to Pro 3EM



WiFi



Bluetooth gateway

*Does not apply to Shelly EM



Free app and cloud



Built-in storage

*Does not apply to Shelly PM Mini



Smart scenes



Webhooks



Scripting

*Does not apply to Shelly EM



Modbus support

*Only Pro 3EM



Energy metering



High accuracy

*EM: 99 %
*PM: 95 %



4-quadrant measurement

*Only Pro 3EM

Shelly Wall Display

Touch screen for room control
with thermostat function



Shelly Wall Display, black
3800235262597

- 5A relay
- 110-240V AC
- Temperature sensor
- Humidity sensor
- Lux sensor
- Thermostat function



Shelly Wall Display, white
3800235262603

- 5A relay
- 110-240V AC
- Temperature sensor
- Humidity sensor
- Lux sensor
- Thermostat function

-
- Room control
 - Central functions
 - Heating control
 - Scenes
 - Groups
 - Favorites
-



WiFi



Bluetooth
gateway



Free app
and cloud



Built-in
protection



Smart scenes



Smart
schedules



Sunrise
sunset



Auto
on/off



Webhooks



Scripting

Sensors

For automations

Bluetooth



Shelly BLU H&T

Ivory: 3800235266816

Mocha: 3800235266823

Black: 3800235266809

- Humidity
- Temperature
- IP54
- Battery life: 3 years
- 1 x CR2032



Shelly BLU Motion

3800235266700

- Motion
- Lux level
- Temperature
- Battery life: 5 years
- 1 x CR2477



Shelly BLU Door/Window

White: 3800235266601

Black: 3800235266618

Brown: 3800235266649

- Open/close
- Tilt
- Lux level
- Battery life: 5 years
- 1 x CR2032



Shelly BLU Button Tough 1

Ivory: 3800235266847

Mocha: 3800235266854

Black: 3800235266861

- 1, 2, 3 + long press
- "Find me" function
- IP54
- Battery life: 2 years
- 1 x CR2032



Shelly BLU Button 1

White: 3800235266441

Black: 3800235266434

Blue: 3800235266465

Red: 3800235266458

- 1, 2, 3 + long press
- "Find me" function
- Battery life: 2 years
- 1 x CR2032

WiFi



Shelly H&T Gen 3

White: 3800235261538

Black: 3800235261545

Ivory: 3800235261552

Mocha: 3800235261569

- Humidity
- Temperature
- Battery life: 2 years
- 4 x AA or USB-C



Shelly Plus Smoke

3800235265642

- Photoelectric smoke sensor
- Battery life: 5 years
- Device life: 10 years
- 1 x CR123A
- DIN EN 14604



Shelly Gas

CNG: 3800235262276

LPG: 3800235262283

- 230V AC connected
- CNG version
- LPG version



Shelly Flood

3800235262245

- Leakage detection
- Temperature
- Battery life: 1,5 years
- 1 x CR123A

Input readers



Analogue and digital input readers



Shelly Plus Add-on 3800235266427

- Can read analogue and digital sensors.
- Can simply be connected to Shelly Plus-devices.
 - Plus 1/1PM
 - Plus 2PM
 - Plus I4/I4 DC
 - Plus 0-10V
 - Plus RGBW

Note: Shelly only sells the DS18B20.
Other sensors are purchased elsewhere.



Shelly Plus Uni 3800235265710

- 8-24 VAC, 9-28 VDC, 5 VDC
- Voltmeter: 0-15 VDC, 0-30 VDC
- Pulse counter: up to 1 kHz
- 1 x analogue input
- 2 x digital inputs
- 1 x digital data input
- 2 x dry contacts, solid-state (300 mA relay)



WiFi



Bluetooth
gateway



Free app
and cloud



Smart
schedules



Sunrise
Sunset



Auto
on/off



Smart scenes



Webhooks



Scripting

Functions

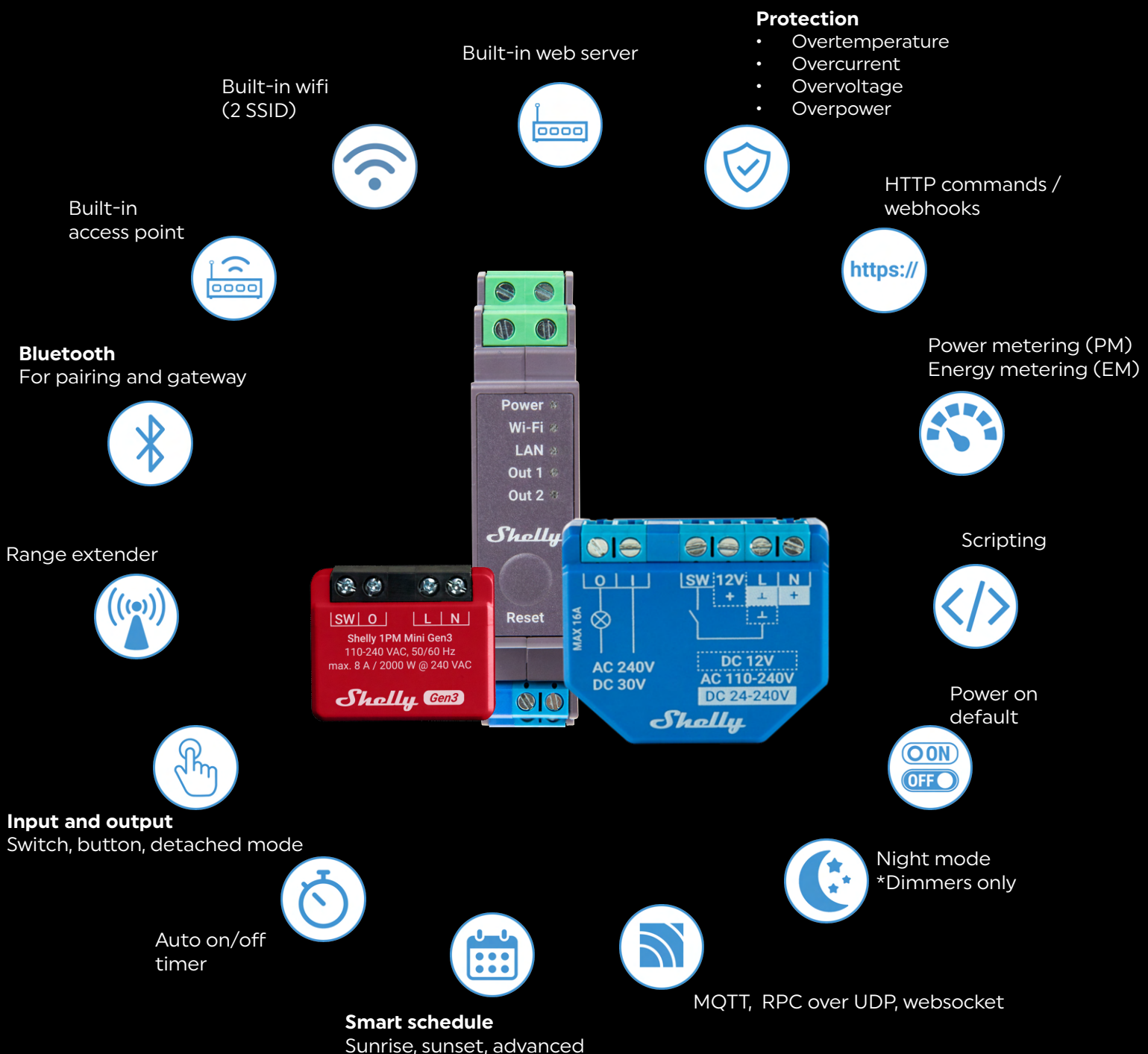
Everything you need in one single device

Built-in features make Shelly unique

It's especially the built-in features that make Shelly unique. All Shelly WiFi devices have an integrated web server, which means you get a plethora of features that always work, regardless of whether you have an active internet connection or not. You also don't need a gateway, so you can get started with just a single Shelly device. You won't find other products on the market with the same built-in functionality.

Works even when everything goes down

A true smart home should continue to function when the internet goes down. Shelly will do just that. The built-in web server means that Shelly has integrated memory and will therefore remember sunrise, sunset, schedules, etc., even when the network is down. Relays and dimmers work like regular latching relays and can therefore be used with your regular switches - even without the internet. All inputs and outputs are fully programmable and only require local WiFi to communicate across devices. Therefore, you still achieve full flexibility.



Get started

In a few minutes

Step 1: Your first device

You only need a single device to get started with Shelly. The device connects easily and intuitively to your network. Most people don't need any training or anything else to get started. The app is full of features, but still easy and intuitive to use.

Step 2: Download the app and start controlling your devices

There are two Shelly apps, and we recommend installing them both.

Shelly Smart Control

This is the primary app that you will use to control your home or business. The app gives full control over lights, heating, rollers, energy, and much more. With the app, you can control your devices from anywhere you are.

Shelly BLE Debug

Although you can easily add and control your Shelly Bluetooth devices through the Shelly Smart Control app, we still recommend downloading the Shelly BLE Debug app for updates and customization of settings for Shelly Bluetooth sensors.



Step 3: Join our community

There are many Shelly users worldwide, and they are great at helping each other. Jump in and become part of the community.



**Facebook
group**



Shelly forum

Step 4: Become an expert

We develop training videos and continuously offer trainings. If you want to learn more and have the opportunity to become an official Shelly installer, sign up for one of our courses or get in touch with us!



YouTube training videos

We regularly upload new videos where we go through all the features of the Shelly app.



Webinars

We hold regular webinars. At the link, you can sign up for our upcoming online courses and learn more about Shelly. You'll have the opportunity to ask questions live.



Knowledge Base

In our Knowledge Base, you'll find all technical documentation, specifications, CE documents, user manuals, API documentation, and more.

WHAT IS SHELLY?

Shelly is the flagship brand of the European tech company Shelly Group which specializes in delivering innovation for automated solutions, through designing, producing, and distributing high-quality IoT products.

Enjoy supreme smart home and facility automation with Shelly!

From smart lighting to appliance control, Shelly offers highly customizable solutions from Home buildings to Business facilities. With a new line of energy-saving devices, Shelly offers the best possible process automation solution based on energy analysis and personal energy-saving goals. Most of Shelly's products are retrofit and can be easily installed everywhere in your home. You will be able to monitor energy consumption, set up smart scenes and smart schedules. Shelly's products are compatible with most home automation platforms, protocols, and voice assistants. They can be controlled remotely, and the installation takes less than 10 minutes on average for each device.

Unlock the full potential of your Smart Home automation!

Imagine how your home has the same morning routine as you do! The bedroom blinds are open, the coffee machine is ready, and the bathroom lights are turned on. Once you go out, you can monitor your home from anywhere you are. Upon your return, your Smart Home detects your presence and illuminates your path. Your automated lights are brightened up to welcome you, guaranteeing a warm and inviting atmosphere. If you live in a house, Shelly's devices can be used to automate your irrigation system, photovoltaic system, garage door, and outdoor lighting.

Power consumption analysis for cost optimization

During the night, all connected electrical appliances that are not used or forgotten switched-on lights generate unnecessary energy. Shelly's power metering devices come with a smart energy meter, which will help you identify and eliminate any redundant energy consumption from each connected appliance around your home or facility. You can see historical power consumption data and together with smart scenes, you can set off scenarios, such as turning off appliances during a spike to protect them or during the night to save energy.



Homey



Hubitat
ELEVATE YOUR ENVIRONMENT



Home
Assistant



openHAB
empowering the smart home



Google HOME



amazon alexa

MQTT
enabled

