

DuPree's Rottweiler breeding & stud services

Rottweiler Care Guide



Practical advice from a 19 year breeder



For Rottweiler Lovers Everywhere

Contents

For Rottweiler Lovers Everywhere	1
Where did Rottweilers come from?	3
Personality of the Rottie	6
<i>Rotties like individuals each have a unique personality.....</i>	<i>6</i>
Training a Rottie	7
<i>Patience and consistency are crucial</i>	<i>7</i>
Here are a few suggestions.....	8
Kennel/Crate Training.....	9
Potty Training.....	10
Signs your Rottie needs to go Potty (LOL that rhymes...)	11
Feeding your puppy now and into adulthood.....	13
<i>Table food is NEVER an option!.....</i>	<i>13</i>
A few things to consider	13
Some Fun Stuff!!	15
Here are a few Stars that own and are lovers of the Rottweiler	15



Copyright 2022 DuPree's Enterprise LLC

Executive Kennels - Dupree's Rottweiler Breeding and Stud Services



Published by DuPree's Enterprise LLC

www.executivekennels.com

www.dupreesbreedingservices.com

Disclaimer: This eBook is presented to you for your enjoyment.

We are not veterinarians, nor do we claim that the information provided within is the law and the absolute rule to follow when bringing or caring for a Rottweiler in your home. This book is intended to provide you with our perspective on Rotties along with some information that may bring enjoyment as you journey into the world of the beautiful Rottweiler. Should you follow any information provided, it is with your sole discretion, and we are not liable. We are simply providing fun and entertaining facts and our opinions and experiences as 20-year breeders. Please consult a veterinarian as you see fit before trying any of the remedies we suggest regarding the health, safety and maintenance of your fur baby.

We hope you find this eBook, interesting, enjoyable and a fun read.

Thank you



Where did Rottweilers come from?

A short history of Rotties.

We have all been advised that Rotties come from Germany, and that is true to some degree. However, their history is a little more fascinating than you might think.



Figure 1 Adobe Stock Erica Guilane-Nachez

You see, Rottweilers have a colorful history and are considered to be one of the oldest surviving breeds of dog. You can literally find some that say there are actually 3 types of Rottweilers. The German, Roman and American. The Roman Rottweiler is the largest of the three types as it is more Mastiff-like in size. This is because the Rottweiler is a direct descendant of the Molossus, the Italian Mastiff of the Roman Legion, also known as a drover dog. This dog was used to drive cattle for the Roman army during their conquests. These dogs are depicted throughout Roman literature with cropped ears and docked tails (done to prevent damage during war/travel) and were well cared for and valued by the Romans. In fact, Rome took dog breeding to another level. It was a serious endeavor for them because their dogs protected them from any intruders or enemies, and they protected their food supplies such as cattle, which was vital to their agricultural systems. And these gentle giants were loyal sometimes goofy and silly playmates, who were excellent companions for their family. These beautiful animals lived to please its owner/master; and the Romans chose them because they were intelligent, quick studies, eager to learn, loyal, protective by nature and they enjoyed their playful nature. These are the characteristics the Great Roman Empire depended on.

You see, Rottweilers have a colorful history and are considered to be one of the oldest surviving breeds of dog. You can literally find some that say there are actually 3 types of Rottweilers. The German, Roman and American. The Roman Rottweiler is the largest of the three types as it is more Mastiff-like in size. This is because the Rottweiler is a direct descendant of the Molossus, the Italian Mastiff of the Roman Legion, also known as a drover dog. This dog was used to drive cattle for the Roman army during their conquests. These dogs are depicted throughout Roman literature with cropped ears and docked tails (done



The Romans conquered Italy and then continued to the rest of the world to include what is now Germany, called Germania by the Romans. The Holy Roman Empire ruled the area for over 1,000 years until 1806 when the Romans were defeated, and their empire destroyed. Thus, Germany, as an empire on its own, did not really exist until 1871. What does all that have to do with Rottweilers?

Well, quite a lot actually because, the Romans truly ruled over large portions of the known world. Their armies carrying their dogs with them on each conquest. This means there were countries, which, after the Romans were defeated, were left with Roman drover dogs left by the Roman Legions, as they of course did not take their beloved dogs with them in defeat. That brings us to the city of Rottweil, which was already founded by the Romans in AD 73 called Arae Flaviae and was well-established as a city with vibrant trade for the region. Around 700 AD the cities was named Rottweil. This event coincided with ascension of the Church as the new religion of



Figure 2 photo courtesy of Reddit




Christianity was spreading through the region. It goes without saying that there was some mixing of the breed over 1000 years. Nonetheless, after Rome's defeat these beloved Roman dogs were left behind throughout the territory of Germania and many other parts of the world. These dogs over the years changed dramatically from their original Roman appearance and became known as butcher dogs. This was due to the Rottweilers brilliance (extremely intelligent) devotion (eagerness to please), endurance and fierce loyalty. These masterful animals were used to cart meat for delivery, drive herds to market, and to protect the livestock as well as its owner's family. During this time the Rottweiler earned its name as the Rottweiler Metzger Hund, which means the Butcher dog of Rottweil.

Rottweil, a bustling city of trade and commerce, was the location where the dogs were primarily seen



being a trade center and is one of the oldest cities in Germany. It is important to note that the drover dogs were left in many of the cities Rome conquered around the world, especially Europe. This is due to Roman occupation of large areas in Europe. [Reference.com](#) lists the over 35 countries and territories conquered by the Romans at their height of power. During the industrial revolution of the 19th century however, railroads came into being as well as factories, roads, and the first trucks. Therefore,

eliminating the need for the Rottweiler as a herding dog or carting dog for butchers. This meant almost extinction of these beautiful animals in many towns and cities. But lovers of the breed in Germany worked to keep the dogs around and the Rottweilers became useful as police dogs and military dogs. As a matter of fact, during 9/11 Rottweilers were used alongside German Shepherds and Labrador Retrievers to search the Twin Towers for survivors. Check out this clip from the documentary [Black Beauty Breed \(2014\) on Vimeo](#). It tells of the Rottweiler being amongst the first canine search, rescue and recovery responders. This great documentary is available via Amazon Prime, Google Play, on DVD, Vimeo and iTunes.



So, you are wondering, what are the differences between the ancient Italian Roman Rottweiler and the German Rottweiler? Both have changed over the years, but the Italian Rottweiler has more girth, it is muscular but heavier and taller and longer more mastiff-like, with short thick hair. While the German Rottweiler, still muscular, is slimmer and stockier with coarse straight black hair. Each are beautiful to behold really, and each has the strong big block head and brawny bone structure the dogs are known for. The ADRK was established as the first Rottweiler Club, in what is now Germany, in 1921 over 100 years ago and created the international standard for the breed. So, this is where the distinction of "German" became a sticking point for the breed. Does this mean other countries do not have Rottweilers? Of course not, but because ADRK was established first as a Rottweiler specific dog club, the labeling of German was added due to its specific breed standards as opposed to those Rottweilers bred in other countries.

So, how did Rotties make it to the America's? Well, in 1931 the AKC – American Kennel Club - officially recognized the Rottweiler, as it was one of top 10 purebred dogs being purchased and registered in the US. Since then, the Rottweiler has been ranked as the 8th most sought-after purebred in the country. So what could possibly be the difference between the American and German Rottie... You will be surprised.



The primary difference is the place of birth! American Rottweilers are called American, simply because of their place of birth. But there are also physical characteristics that make the American Rottie slightly different in appearance than the Roman (Italian), or German Rottie. For example, the American Rottie has a much slimmer appearance than the German Rottweiler, which we know is similar but slimmer than the Italian Rottweiler, usually ranging in size up to 110 -120 lbs. vs the standard 110-140 lbs. for the German and Italian Rotties. American Rottweilers have a smaller less block shaped head and are built for agility and sportsmanship. American Rottweilers also have a longer snout and slimmer neck and a narrower ribcage than that of the German Rottweiler and are more athletic in appearance – built for speed and hunting. The German Rottie has more muscle tone and has a broader body. Both are extremely strong and must be trained early so they learn to harness their strength. American Rotties also have longer hair which is not ADRK standard. However, all the attributes indicated of the American Rottweiler are AKC standard. The American Rottweiler like the German Rottie is extremely smart and are listed in the [Top Ten Smartest Dog Breeds](#).

That brings us to one more very popular breed of Rottie we'd like to mention, and that is the Serbian Rottie. Before we get into the characteristics of the Serbian Rottweiler, we'd like to note that Roman occupation of Serbia lasted over 800 years (almost as long as its occupation of Germany) and therefore there were no doubt countless Molossus dog descendants left in this region. That being said, let's talk about the magnificent animal, called Serbian Rottweiler because of its place of birth, this Rottweiler is a gentle giant, a huge baby and an excellent playdate as are the



American, and German Rotts. However, the Serbian Rottie is closer to its Italian predecessor in body structure and girth, with a more block shaped head even larger than the German Rottie. The Serbian Rottie is truly massive in size and strength but tall and longer than the German Rottie, just as its Roman ancestors.



This Rottie must be trained EARLY as well because of its truly massive size and strength. You should train any of these loving and devoted fur babies early, so they learn to control their strength. This is especially important with the Serbian Rottie because of their size. These gentle giants could literally dislocate your shoulder while going for a walk - totally unintentionally - because of their sheer strength. This doesn't necessarily mean you have to get them professionally trained (although

it is recommended for newbies), but you must play with them, and work with them young and daily. Also allow your children to love on them and grow with them to teach them when to stop and what to do and not to do. Rotties love children and protect them with their lives. These giant Serbian lap babies love affection just as all Rotties do and have the best temperament we have ever seen. They are extremely smart and obedient, and have a natural sense of protection, so your body language means a lot to them. Serbian Rottweilers should be registered with the FCI (via KSS) which also has the German



ADRK listed as one of its affiliated members. So, the standards for these beautiful Rotties are comparable to that of the ADRK although different.

Personality of the Rottie

Rotties like individuals each have a unique personality


All puppies are not the same. Some are active and energetic; some are laid back and chill and still others are a mix depending on what is going on around them. The most important thing to remember here is that their personality can be molded and shaped by you! This will take time and requires consistent interaction. Rottweilers are affectionate and CRAVE AFFECTION in return, they want to be praised by you and live to please you. That being said, it is extremely important that from a young age your Rottie is socialized. Rotties have a keen sense of protection and are very smart.

They truly feed off your energy and read your body language to know when you are upset and scared, that is, if you spend time with them. So, keep this



in mind, if you keep your Rottie outside, there is less chance he will truly be in touch with you and

understand when you are hurt, upset or need their help, unless you spend time with them multiple times throughout the day. It also is important to not only play with your Rottie but talk to them to communicate with your baby and to train them. Thereby letting him adjust to you and your expectations. They each have their own personalities just as we do,



some are hyper, some are hypersensitive, and yet still some are not bothered by anything you do at all. So, get to know them, and let them get to know you. They are your fur baby after all, and they live to love you. Because

Rotties love to be close to you and they show their affection for you by rubbing up against you and standing very close to you, touching you when they are around you. So, unless they are tired from playing or taking a very long walk, they will snuggle right up next to you most of the time – if you let them. As they grow older, they seem to have no concept of their size and can be giant lap babies longing for their mom and dads' strokes of love and affection. If you spend enough time with them, they also can read when you do not feel well and are upset. They will become really clingy as they try to access what is wrong or what has happened. Rotties are smart, they learn quickly and can tell when something isn't right. These traits ring true for every Rottie no matter their national origin or parentage. When you bring your rottie home familiarize them with the sounds of ruffling plastic bags, running vacuum cleaners, the dishwasher and other sounds, so that they are familiar and are not walking around barking at the weirdest things – LOL. Rotties are generally very quiet and only bark to get your attention when they want something or when they sense a strange person or animal is present.

When it comes to intruders, Rotties are on point. Rotties are territorial and they are possessive to some degree, and any strange intruder may get in the house, but rest assured, they will not get out. At least not without missing a shoe, or part of their clothing, and they definitely - will not - be able to take anything from the home without having one big problem.



Training a Rottie

Patience and consistency are crucial

Puppies are like children – babies, hence the term fur baby. Yet most people do not understand that when they take home an 8-week-old Rottie, they are literally taking home a baby, **their** new fur baby. This fur baby cries, whines and has temper tantrums just like a child. They put anything and everything in their mouths and have a knack for pulling little objects out of thin air to chew on. Just like any other baby. So, watch them and be prepared to do some preventative maintenance around the house to keep them safe.




Let's talk about separation anxiety, training and consistency.

As we mentioned earlier, every Rottie is different. Their personalities are as vast as their numbers on earth. But always remember you shape and mold your Rotties personality, and just as with children, your consistent treatment will go a long way to helping your



Rottie grow into the loving family member you've always wanted. Some Rotties, experience separation anxiety because they are away from the environment, they have grown fond of, and/or because they have been separated from their "BFF siblings" they have been



with their whole lives. At least, that is, until the day they were chosen from the litter and taken to a new home. You must remember they are in a strange new place with different smells with a family of beings they hardly know - yet. If you have kids or other dogs the transition will be easy as the Rottie fur baby will likely play with them until they fall asleep, that's if your child is a puppy lover. If not, then they will cling to whomever shows them love and affection and pine for them when they are not around because they long for the comfort of someone that makes them feel safe and loved. Often a rottie will cry all night when they first get to their new home. This is because Rotties long for touching and companionship. If you have ever noticed in a rottie litter, as with most puppy litters, the pups will lay all over and under each other for most, if not all of their 8-weeks of life, until they are taken to their new home. The pups are accustomed to the warmth of touch and the distinct smells of their birth mother and siblings, and because of the newness of your home to them, for the first few days they may pine and even cry (soft howling sound) for their siblings. This is not all rottie fur babies, but it is definitely many. This is a symptom of separation anxiety and can typically be cured by your love and affection and simply spending quality time getting to know them. Playing with them until they are too pooped to care is also a really good remedy – LOL. The first few weeks are the bonding time for you and your Rottie pup and can also be chalked full of teachable moments – for both of you. Once your new fur baby knows you won't leave them alone for too long, they will be just fine. There are also other signs of separation anxiety such as destroying your shoes or ripping clothing to shreds. Rotties



will typically go for anything with your scent on them, anything that reminds them of you. Now, going through the trash and taking it all through the house, that's just a temper tantrum, hunger, or curiosity, and is typically not associated with separation anxiety. When the pup is chewing on, lying on, wrapped up in, or hiding under something that belongs to YOU that is personal and means they were afraid they would be left without you. Once they get on your schedule and understand you are coming back, things usually get better. But what do you do in the meantime?

Here are a few suggestions.

1. **Take a blanket or towel with you when you pick up your pup.** Have the breeder place the blanket in the kennel with the pups and rub the blanket all over mom and the siblings for several minutes until the scent is all over it. Use this blanket in their kennel and do not wash it. Let them sleep on it for a few weeks until you feel they no longer need it or they just stop playing with it and lying on it.
2. **When you get your pup, wear something that you may have worn for many years,** something you have worn so long your scent is imbedded in the fabric (everyone has a scent even if you think it's not on the fabric it's there and your dog 'nose' it - lol) it should be a piece of clothing you no longer want. For example, a pair of your old undies or socks, an old sweaty shirt or gym shorts and throw it in the kennel with the pup, you can do this for all the members of your family. Let the pup play with everyone all day then throw these pieces in the kennel or room with them all night. Having these pieces of clothing will comfort your pup when you leave making them feel safe.
3. **Before leaving go for a short 15 or 20-minute walk** (have 3 routes planned out so each day you pick a different route) and end it by returning home and giving your fur baby an icy treat or a puzzle treat. Puzzle treats are chew toys that you can fill with a snack or even peanut butter, whatever your pup likes to eat but they must figure out how to break open the toy to get to the treat. Remember Rotties are smart, so don't get a few of the same chew toy, variety is key here. With the icy treat they serve the same purpose the treat is inside the flavored ice cube. This will allow your pup to associate your leaving with their favorite snack and activity.
4. **Don't allow your pup to associate the routine of grabbing your keys and jacket with leaving.** Try this instead. Grab your keys and jacket and go to the bathroom. Sit there for 10 minutes. Closing the door behind you, then come out of the bathroom, hang up your coat, put away your keys then go sit down. Do not pet your pup or anything. Move as if nothing has happened. Next an hour or so later do the same thing but this time go to the back porch, shutting the door or screen and walk around for 15 minutes remember to not look or acknowledge your pup, leaving your pup inside. Come back in and sit down, do not acknowledge your pup. Put your keys and jacket away as if nothing just happened. Do this for a few days, twice a day until your pup no longer jumps up every time you leave.
5. **Purchase a cuddle buddy or stuffed puppy.** You can get them from almost every department store and online. This is a super soft puppy that comes with a removable heat pack that can be warmed in the microwave or cooled in the freezer as you desire. We recommend you sleep with the cuddle buddy under your head or feet for a few hours before taking a shower or wrapping it with a pair of socks or a towel or pair of undies. Your pup will lay next to it all night as if his sibling is there with him.



These are just a few ideas. Remember every pet is different. Try not to make your leaving and emotional event where you are hugging and kissing the puppy to say goodbye each day. By making your departure not seem so eventful your pup will learn to disassociate any anxious feelings with the separation and allow them to feel much more comfortable with being alone in your home.

So now we will briefly talk about potty training and kennel training.



Now, depending on the breeder your pup may be kennel trained already and you will know this because the pup will go to the kennel on their own when you bring them home. This is because it is familiar to them already. If not, then, kennel training will be totally up to you and will depend on how you make their kennel interesting, and comfortable and whether it allows them to easily self soothe. Did you take the towel with you when picked them up from the kennel? You know the one you needed to rub on their siblings and mother? Did you put in a pair of your sweaty socks or undershirt for them to sniff and chew on after playing with them? Do they have a cuddle buddy or chew toys they can use to calm their nerves? Making their kennel adventurous and enjoyable will whole heartedly make kennel training that much easier. Will they still prefer to be with you, ABSOLUTELY, but their kennel should be the next best thing.

Here are a few other ideas to help.

Kennel/Crate Training

- 1. It is always better to pick up your pup from the breeder when you will be off work and with them their first full day in your home.** On the first day put the kennel next to your bed in your bedroom (or the bedroom of whomever will be primarily responsible for the pup) and sit next to it and do not close the door. Place your towel or something interesting in the kennel/crate that the pup will be interested in, then play games with the pup while sitting next to the crate. DO NOT SHUT THE DOOR – remember they do not know you or your home. And just play with them next to the crate you can do this every day twice a day. Then take them out of the room and let them get to know your space, then go back sit next to the crate and play with them again with the door open. Do this regularly every day only closing the door at bedtime...
- 2. Do not allow the puppy to nap before bedtime.** Keep them up and active just as we do human babies, because if you do allow a nap, guess what, they are going to whine and be up all night. Your pup is going to want to go to sleep on the drive to their new home, and even when they first arrive and have gotten a little comfortable with you, because moving to a new strange place is VERY STRESSFUL for them. But DON'T DO IT, you will be sorry later – remember we told you.
- 3. Do not give your puppy anything to drink an hour before bedtime.** Give them water through out the day and take them out to relieve themselves 10 to 15 minutes after each drink (and after eating anything - even a snack) and remember their bladders are still developing and they typically are not done relieving themselves at first go so wait a bit. Take them out before bedtime and let them rest for the night keeping in mind that they are babies and will need to relieve themselves the first few weeks just like a baby **every 2 to 4 hours until they gain full control of their bladder** and are on a good schedule.





4. **Reward your puppy for success** not necessarily with food. The last thing you want is an overweight, sick Rottie. But soft high pitch praise (yay) followed by chin or tummy rubs work well.
5. **Kennel training is not just done at bedtime.** It should be done ALL DAY and everyday with the door open, only closing it at bedtime.

Potty Training

Pay attention to your pup. Potty training will absolutely be the test of whether you have taken the time to really know your fur baby. This is because fur babies, tell us every time they are ready to go potty. The problem comes in when we, as owners, do not pay attention to their signals. Because they can't speak, we must pay attention. Puppy development must also be taken in consideration as well. A puppy's bladder is not fully developed at 8 weeks old (2 months), which is the typical age we allow our patrons to take our fur babies home from our kennel. However, from our experience usually takes around 6 to 8 months (24 to 32 weeks) of age for a puppy to have a fully developed bladder and exhibit good bladder control.

What does this mean?

It means that when you take your pup outside to relieve themselves you should never quickly come back in. Why? Because they are still learning, and typically have not fully relieved themselves at first go. This is why many of us take our pups outside, then bring them in after what appears to be a good go, and they use the potty again once inside just after relieving themselves outside 5 to 10 minutes prior. We suggest you set a time frame of about 30 to 45 minutes for your pup to go outside to relieve themselves and don't be in such a rush to get back inside. Plan to be there for your fur baby, they are worth it. Give them the time, they deserve because this will absolutely make your experience with them mean that much more to them and you! And guys, don't yell at your pup for having an accident in the house. 9 times out of 10 it is because we weren't paying attention (because we get busy, or distracted – we do) and yelling at our baby will only scare them and cause them to start hiding when they have to go, and make it even more difficult to train.

Feed your puppy at the same time everyday and do not leave the bowl in the kennel or on the floor when done. Let them eat and when they stop – take the bowl away. Do this with both food and water. Allowing them to eat at the same time daily will allow you to properly monitor and gage when they need to go. Remember 10 minutes after eating and 10 minutes after drinking - your pup will need to go potty. So feed them 3 times per day for a growing Rottie (two meals and one snack) then take them out after each feeding. As your Rottie gets older you will change this to 2 meals one snack per day (1 year old to 3 years old) then one meal per day and one snack per day at 4 years old and up. This is just a recommendation. Dogs like people can have different or fluctuating dietary needs based on their health and how active they are. Make sure you give them enough because Rotties EAT A LOT. Don't be skimpy with the food. A healthy 2-year-old Rottie should be close to 100 lbs. and top out at close to 120 lbs. and 140 lbs. respectively based on gender, at three years and up. If your puppy isn't eating their food, we recommend sprinkling powdered [goat milk](#) on their food or mixing dry dogfood with can dogfood (and sprinkling with goat milk 😊). Goats milk is full of calcium, riboflavin, phosphorus, potassium, and B12. Get nutritious food for your Rottie their longevity and health are dependent on how you nourish their bodies. AND NO TABLE FOOD. Human foods, especially processed foods increase risks of cancer,



diabetes and blindness – among other issues in US, so why would we pass that on to our pups. WE JUST DON'T DO IT.

Signs your Rottie needs to go Potty (LOL that rhymes... 😊)

- They're sniffing the floor
- Walking to the same area where they had an accident previously
- Walking in circles or searching around
- Right after eating – anything
- Right after drinking
- You noticed they are scooching
- They just finished playing with anyone or anything – the excitement makes them wanna go...

Watch your reactions, do not punish your pup. If they go in the house remember – it is always our fault because our puppy has told us they needed to go the only way they know how, but we weren't paying attention.

Parvovirus

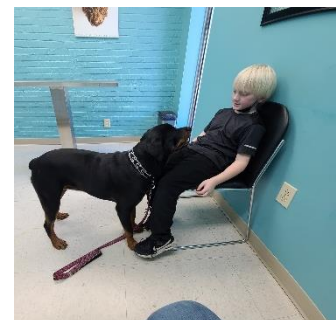
All of that being said, we would be remiss if we did not mention the deadly parvovirus. Rottie lovers should know the parvovirus as it is a killer amongst all dog lovers. The virus primarily affects dogs but can affect cats as well and is preventable with a few safety measures.

We advise all our EK family members to **avoid taking their pets to areas where pets are taken frequently** to relieve themselves. These are areas such as parks and rest stops because of the high risk of your Rottie contracting this deadly infection. If you find that you must take your pet to these areas, **keep a close eye on them that do not ingest the grass**, smell or put their nose to the ground, or lick their paws while in the area or after leaving. As a matter of fact, it is probably a good idea to **wipe their feet clean before leaving**. Why you ask? Because parvo is found in animal feces and vomit excreted when an infected animal is shedding the virus. [Cornell University](#) advises the parvoviruses are resilient and can survive for long periods of time in cool, moist conditions protected from sunlight and remain viable when frozen. So beware!

We suggest you keep your pup close to home or neighborhood and again, keep a close eye on them for the first few months of life. Young puppies are the most susceptible to parvo while adult dogs have usually built up a strong immune system and oftentimes can fight off the infection. This is keeping your pets up to date on their shots is extremely important.

To summarize remember this when it comes to the parvovirus.

1. Parvo is highly contagious and very difficult to clean.
2. Your Rottie can be exposed in a variety of ways such as:
 - a) from a person's shoes
 - b) on an infected dog
 - c) on a rug
 - d) in a contaminated lawn



why



- e) in a snow pile or heap of dirt
- f) in a kennel carrier
- g) on a dog bed
- h) at a dog wash or boarding center

The list of ways parvo can be contracted can go on and on, don't be paranoid just be vigilant. Remember the 1st 6 months of life is crucial in the fight to protect your fur baby from parvo.

Here are signs that should not be ignored in your pup:

- a) Vomiting
- b) Diarrhea
- c) Lethargy
- d) Lack of Appetite
- e) Fever
- f) Weight Loss

We recommend visiting CanineParvoVirus.Org. They have a chart that lists ways this virus can be contracted, symptoms and tons of helpful information you can use to arm yourself to protect your beautiful Rottie.





Feeding your puppy now and into adulthood

Table food is NEVER an option!

The one thing that hurts us to the core, is when we find that a puppy has passed away due to medical difficulties such as cancer, diabetes, or they suffer from glaucoma and other human-like conditions. All of these issues have DIRECT linkage to diet and a less than active lifestyle. Just as they do in us humans. After all we are both mammals.

So, we are going to keep this section short, and it may even be controversial. But this whole eBook consists of just our genuine thoughts, experiences, knowledge and opinions that we wanted to share with you in hopes that it will help you raise a genuinely well rounded and fun loving Rottie.

NOTICE - We love the vet, especially ours. They are older, country, and have been around longer than we have. They are old school, and it feels like we learn something new EVERYTIME WE GO to them. We have many friends who are veterinarians as well, and we advocate you taking your pup to the vet when you notice signs of illness or pain. But that should really be the only time they need to go.

Proper exercise and nutrition should yield a happy healthy Rottie for years to come if you are feeding them good food on a regular basis and none of this table food we eat, most especially no fast food (which is junk food basically, that lacks any nutritional value) and fresh water, your pup will be around a nice long time. Please do not keep the same bowl of water on the floor for your pet all day! Change the water bowl out periodically for older pets, you can even invest in a good water filter if you like, but still change the water. And do not leave the water bowl or any food bowls on the floor for your fur babies (1 to 3 years old) this prolongs all training you may be doing.

Just know this, dogs have different enzymes in their saliva that allows them to break down certain types



of germs that we cannot. There have been many research studies, one done as recently as 2018, as a matter of fact, that discovered that canine saliva contains various proteins and antimicrobial enzymes and peptides that breakdown the membranes of bacterial cells. So going out to purchase a water filter is not necessary but if you do, or did, there is no harm in doing so. Of course, that also doesn't mean you should let your dog lick your wounds or theirs, because sometimes the bacteria in the saliva can slow down



healing and even make the infection worse. What we are saying is this, there are facets of our furry family members that we humans are still discovering and do not yet understand – just as we are discovering new facets of the human body every day. However, we do know this, as long as we take good care of our furry friends, they will take good care of us. And if we eat healthy and exercise regularly even if it is just walking for 45 minutes with our Rotties each day, along with providing them with equally healthy food every day, we have gone a long way to supporting the long life and vitality of our fur babies and ourselves.

A few things to consider

Pumpkin seeds are good for preventive treatment of worms, and our dogs and puppies love them, we've been giving them to our pups for years now. We recommend them because worms are normal in dogs and puppies and are oftentimes passed from the mother to the puppy. This is why deworming is




necessary, no matter what others may tell you. TopDogTips.com explains that pumpkin seeds paralyze the worms in the pups' body and allows them to pass paralyzed through your pet's stool. According to Thriving Canine and our vet, pumpkin seeds not only rid our pets of parasites but they have a boat load of vitamins and minerals that not only support the health of your pup, but you too.

Apple Cider Vinegar is a great way to keep toxic bacteria from ravaging your Rotties body according to veterinarians.org and can help them to naturally repel fleas and ticks. And just as with humans it can help to keep their blood sugar levels regulated. Just a teaspoon in their water once a day for pups and a cap full once a day for your adult Rottie.





Some Fun Stuff!!



Rottweilers are so funny. Breeding over the past 20 years we have found some truly interesting things about Rotties.

Never think your Rottie is not paying attention... They are!! When you least expect it, they will sneak up on you LOL!!

[Here are a few Stars that own and are lovers of the Rottweiler.](#)




Sylvester Stallone has a new Rottweiler Puppy named [Dwight](#)! This little big guy almost caused a divorce! Picture from Stallones Instagram



Will and Jada Smith have 4 Rotties. Their names are Indo, Gracie, Zhaki, and Tyson. This photo was shared on [RottweilerLife.com](#)



LaVar Ball, father of LaMelo Ball of the Charlotte Hornets, and Lonzo Ball of the Chicago Bulls owns 3 Rottweilers. This picture is on [LaMelo's Instagram](#) and Pinterest



Bruno Mars and his Rottie, Beast. This photo is also on his [Instagram](#).



Brody Jenner actually has 2 Rotties Tank and Radar. But I could only find a photo of him with Radar on his [Instagram](#).

