

How Swarmed Works

beeswarmed.org is a free community platform for the public to report bee swarms and connect with a local beekeeper. The website is a not-for-profit project and operates in collaboration with associations across the U.S.

1. When a bee swarm is reported, our system notifies the nearest beekeepers by text or email and posts a notification to their dashboards.
2. The first beekeeper to click "Claim Swarm", gets the address and contact details for the swarm.
3. The beekeeper then contacts the swarm reporter to agree to terms and arrange to pick up the swarm.

Respond Promptly

When you claim a swarm, be sure to message the person promptly to make a plan to pick up the swarm so that they know they are in good hands.

Safety First

Your safety, and that of those around you is your responsibility. Never attempt to capture swarms in unsafe locations.


Set Expectations

Swarm captures are oftentimes **free of charge** unless the bees are in a hard-to-reach area or part of an established colony. Always communicate your expectations with the person who reported the swarm.

Registering for Swarmed

Swarmed is open to all beekeepers and is built to work anywhere. Join our network of thousands of beekeepers at beeswarmed.org/join_swarmed or by clicking the “For Beekeepers” button on our homepage.

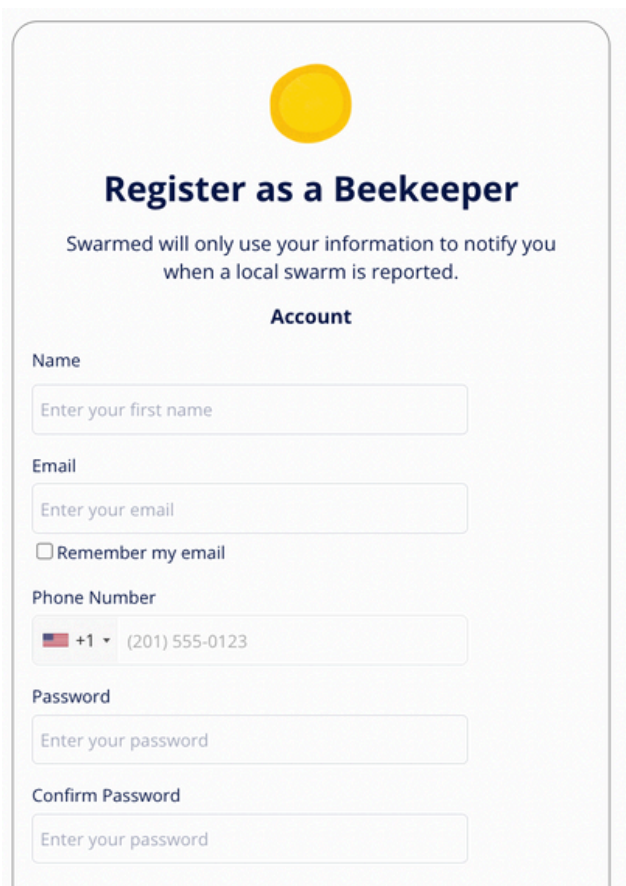
1. Please first read our guidelines to make sure you are familiar with how Swarmed works and are ready to respond to swarms reported on the website. Scroll to the bottom of the page and click “Continue” to proceed.



Join Swarmed

[Already have an account? Log In](#)

Swarmed is built for beekeepers, and is free to use. You'll receive notifications when honey bee swarms are reported near you.



Register as a Beekeeper

Swarmed will only use your information to notify you when a local swarm is reported.

Account

Name

Email

Remember my email

Phone Number

Password

Confirm Password

2. Enter your information to create your account. You'll be asked for your address, but feel free to just enter your city or town. We only use your address to notify you of nearby swarms.

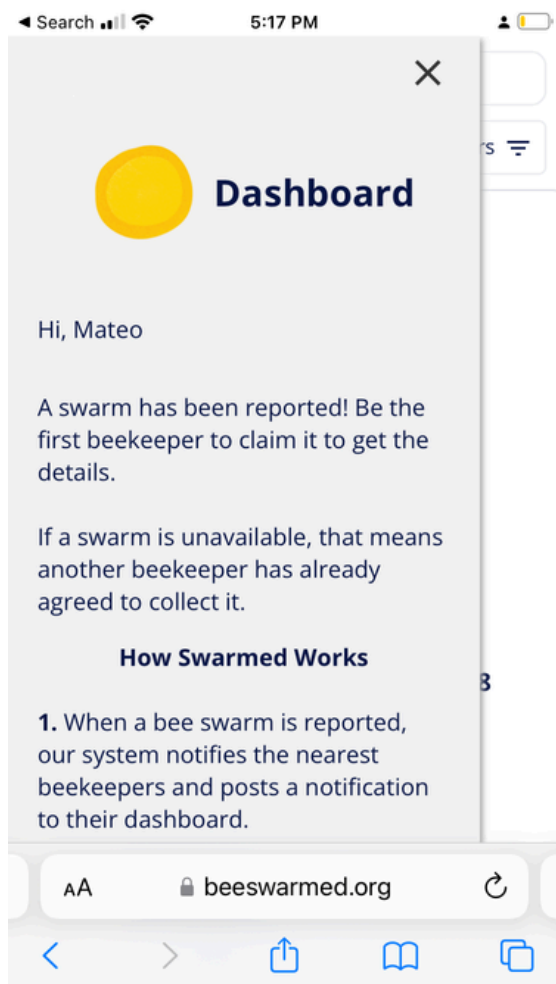
You'll also be able to choose whether you'd prefer to be notified via text or email, and you'll be able to set the size of the radius in which you'd like to be notified of swarms.

Once you click the “Sign Up” you'll receive an email to confirm your account. Once you click the link in that email you'll be all set!

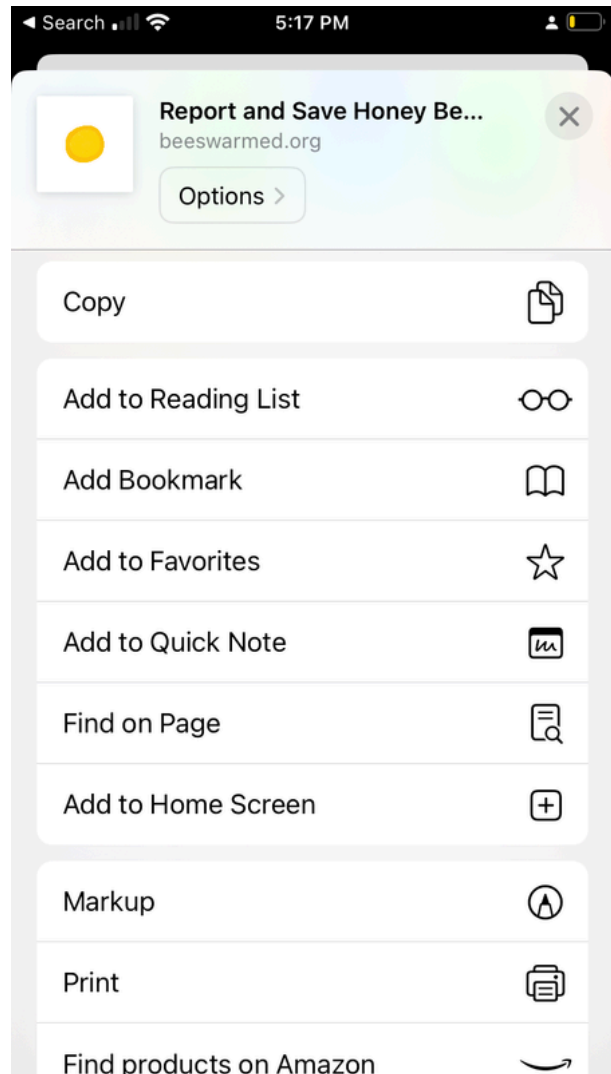
Using Swarmed As An App On iPhone

Swarmed is currently not available as an app, but that doesn't mean you can't use the website on your phone in the same way as you would an app.

1. Open your Swarmed Dashboard on Safari

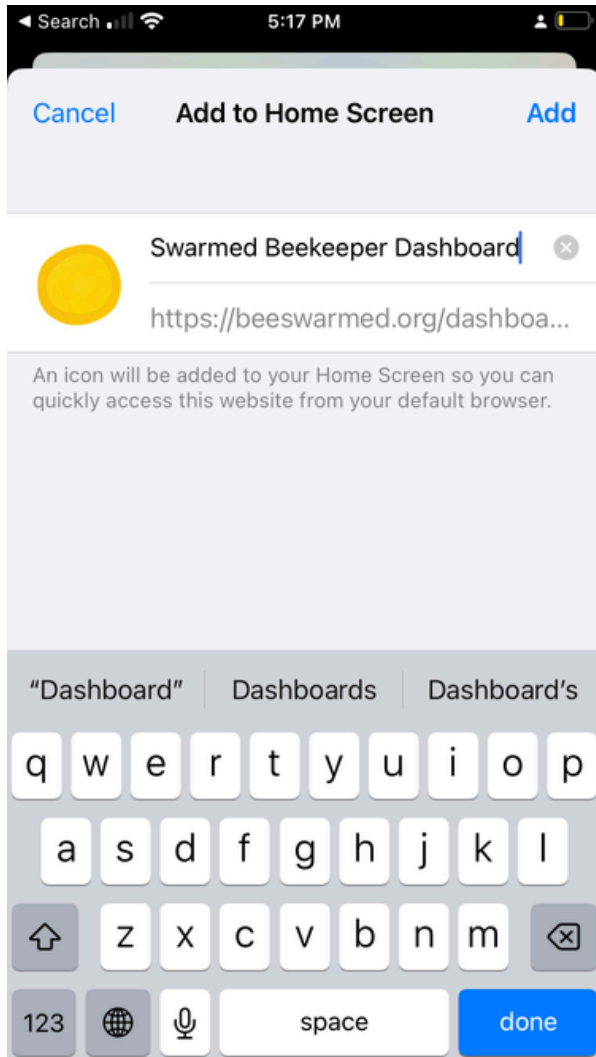


2. Tap the "Share" button

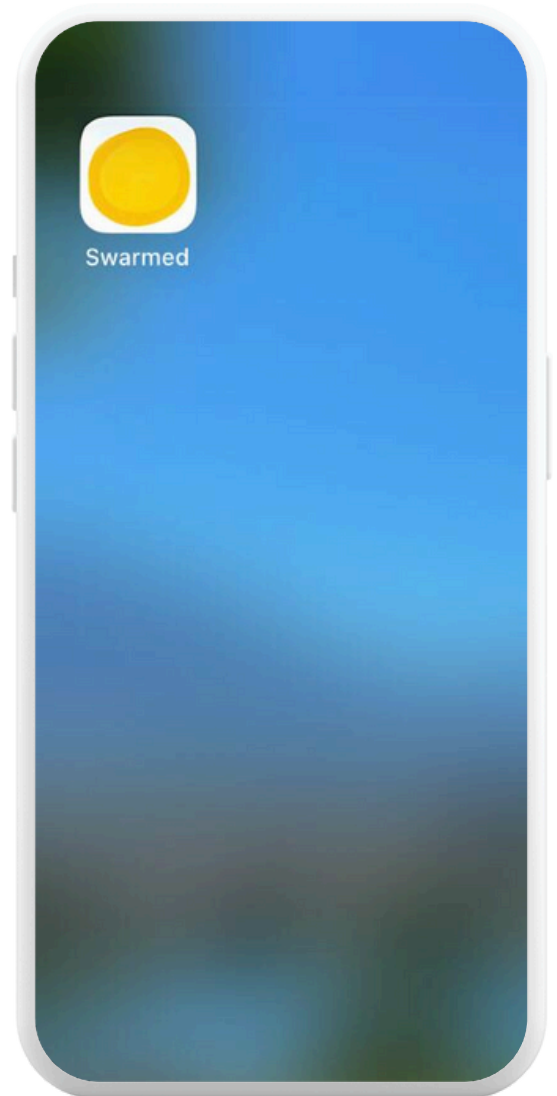


3. Tap "Add to Home Screen"

Using Swarmed As An App On iPhone



← 4. Name the shortcut and tap "Add"

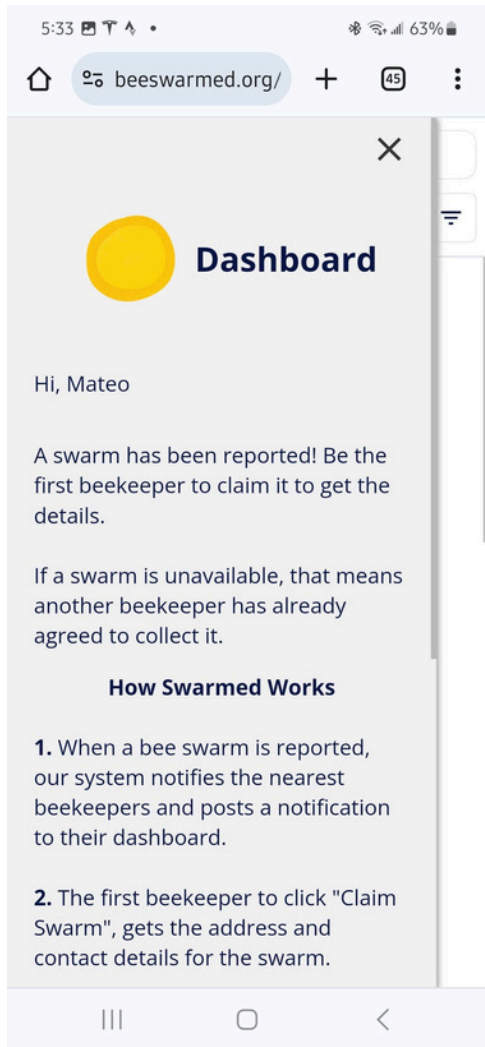


You'll now see Swarmed on your Home Screen

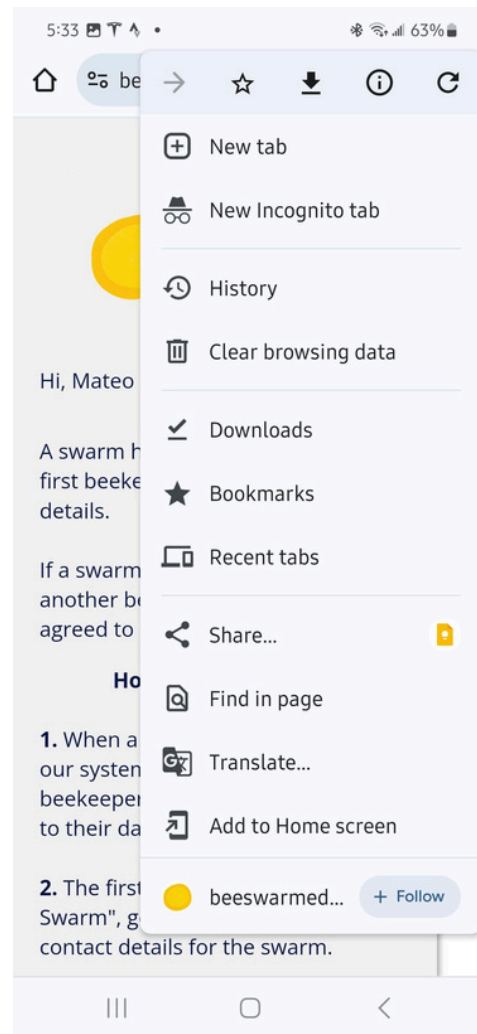
Using Swarmed As An App On Android

Swarmed is currently not available as an app, but that doesn't mean you can't use the website on your phone in the same way as you would an app.

1. Open your Swarmed Dashboard on Chrome

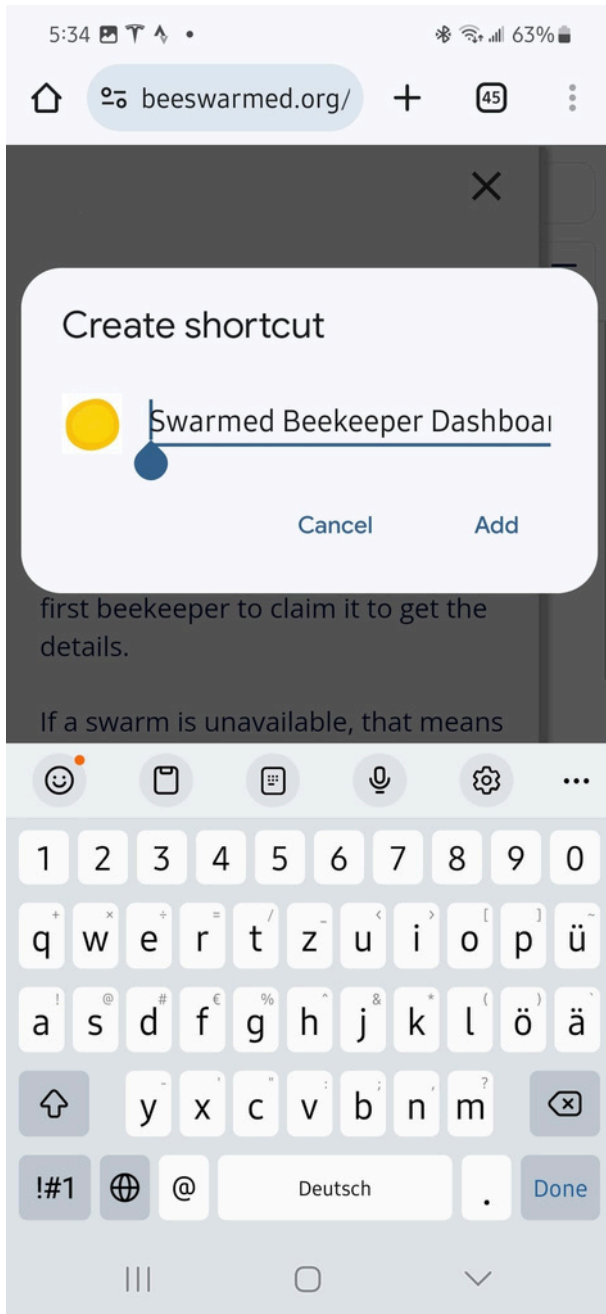


2. Tap here to open the menu




3. Tap "Add to Home Screen"

Using Swarmed As An App On Android



4. Name the shortcut and tap "Add"



You'll now see Swarmed on your Home Screen