

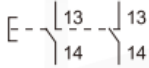


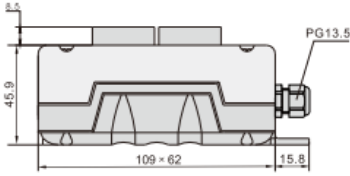


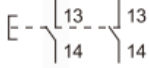


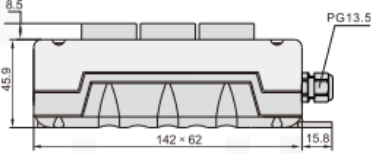


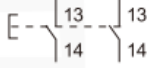


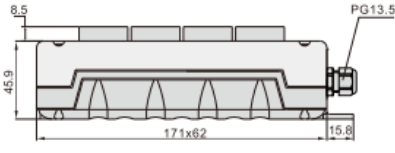


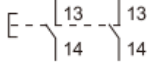


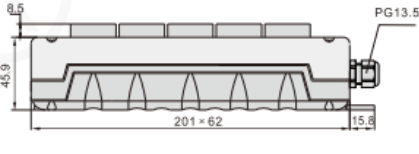




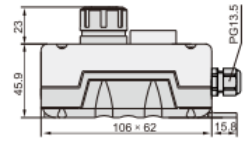
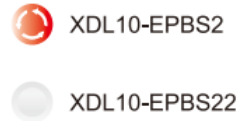
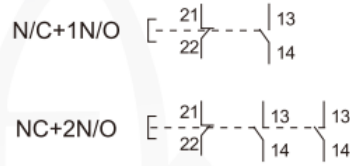
Control Switch	Description	Contact	Symbol	Type	Contour
	2 holes spring return push button 1 flush black 1 flush white IP54	N/O 2N/O+2N/O	 	 XDL10-EPB2  XDL10-EPB22	
	3 holes spring return pushbuttons 1 flush white 1 flush black 1 flush white IP54	N/O 3N/O+3N/O	 	 XDL10-EPB3  XDL10-EPB32	
	4 holes spring return pushbuttons a flush white a flush black a flush white a flush black IP54	N/O 4N/O+4N/O	 	 XDL10-EPB4  XDL10-EPB42	
	5 holes spring return pushbuttons a flush black a flush white a flush black a flush white a flush black IP54	N/O 5N/O+5N/O	 	 XDL10-EPB5  XDL10-EPB52	



Control Switch Description Contact Symbol Type Contour



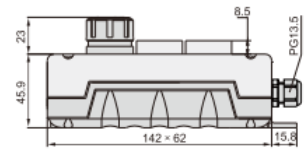
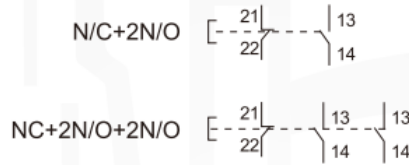
2 holes control box
1 E-Stop,
turn to release
1 white button
spring return
IP54



XDL10-EPBS2



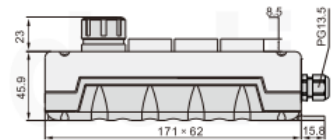
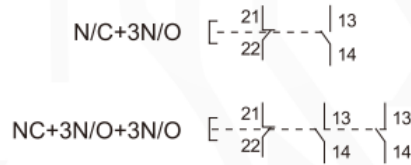
3 holes control box
1 E-Stop,
turn to release
1 white button
spring return
1 black button
spring return
IP54



XDL10-EPBS3



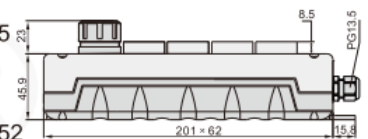
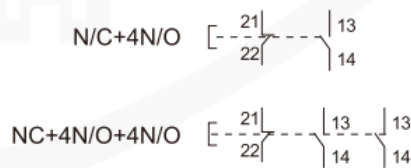
4 holes control box
1 E-Stop,
turn to release
1 black button
spring return
1 white button
spring return
1 black button
spring return
IP54



XDL10-EPBS4



5 holes control box
1 E-Stop,
turn to release
1 white button
spring return
1 black button
spring return
1 white button
spring return
1 black button
spring return
IP54

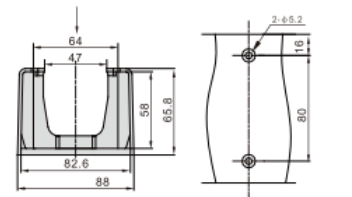


XDL10-EPBS5



protecting cover

— XDL10-EPC



XDL10-EPC