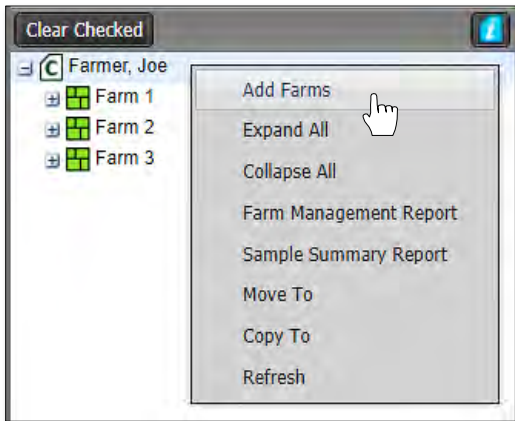


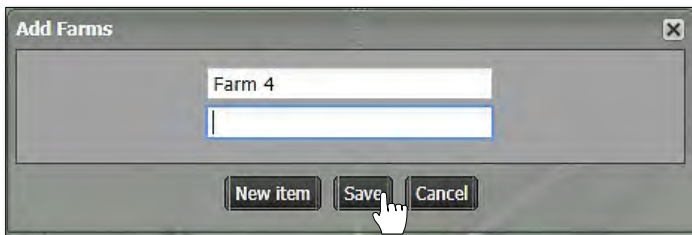
Adding Farms Under Growers

1. **Grower / Adding Farms:** This option allows the user to add Farms (customers) to a Grower.

A. Right click on a desired Grower. The following menu will be displayed.



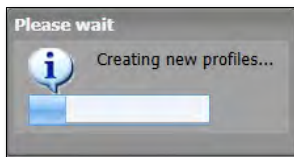
B. Click on the **Add Farms** selection. The following window will appear.



C. Type in the name of the Farm.

Note: Users can add more than one farm by clicking the **New Item** button. Every click will produce another naming window. Add as many farms as needed (limit 10).

D. Select **Save**. A Creating new profiles indicator will appear briefly.



E. The new farm will show up under the Customer heading. Users will then need to populate the new farm(s) with fields.

