



Product Guide

CONTENT

Cake showcase	2
Chocolate showcase	16
Upright glass showcase	18
Ice cream showcase	24
Cake showcase on counter	28
Sushi showcase	34
Pizza showcase	34
Sandwiches showcase	40
Open chiller	40
Back bar cooler	48
Upright kitchen chiller & freezer	54
Upright beverage showcase	62
Under-counter refrigerator	68

CAKE SHOWCASE

The cake showcase is a refrigerated fresh-keeping showcase used to display cakes, breads, pastries, etc. We use fan cooling system and the color can be black, stainless steel or mirror. Built-in LED lighting, the showcase has the size that can be customized according to customer needs, often used in cake shops, bakeries and so on.

- ◆ High efficiency and energy saving. Advanced refrigeration system, cabinet temperature uniform; Precise automatic defrosting control, stable performance. The thawing process adopts dual control of thawing temperature and thawing time to save electric energy.
- ◆ Humanized design. Products are beautiful and generous, and you can take goods inside the showcase conveniently and fast. Multi-layer shelf combination, LED lighting, better display effect. Panoramic design, using toughened hollow glass, high strength, high definition, good display effect.
- ◆ The product runs stably and reliably. The executive components of refrigeration system and the control parts of electrical appliances are famous brand products abroad; The appearance adopts high quality anti-collision profile, no deformation. Corrosion-resistant, seamless, luxurious; The evaporator design increases, improves the heat exchange efficiency, so that the temperature in the cabinet drops faster and lower.
- ◆ Wide weather zone design, resistant to harsh conditions. Large efficient evaporator, reduce frost accumulation, greatly improve the effective use area. Cabinet in the direction of cold air transmission, more uniform temperature. The controller adopts digital control panel, which can set different temperature ranges according to different requirements.



GN-900CF2
CAKE SHOWCASE

COTTURA



Cake Showcase



GN-900C2
CAKE SHOWCASE



GN-900C3
CAKE SHOWCASE

Feature

- Adjustable shelves *2 layers/3 layers
- Stainless steel base
- Brand compressor
- LED light inside
- Integrated black door frame
- Insulating galss



MODEL	DIMENSION	CAPACITY	INNER TEMPERATURE	#OF SHELVES	POWER(W)
GN-900C2	900x700x1200	255	2~8°C	2	445
GN-1000C2	1000x700x1200	285	2~8°C	2	455
GN-1200C2	1200x700x1200	345	2~8°C	2	465
GN-1500C2	1500x700x1200	435	2~8°C	2	625
GN-1800C2	1800x700x1200	560	2~8°C	2	715
GN-900C3	900x700x1300	355	2~8°C	3	460
GN-1000C3	1000x700x1300	385	2~8°C	3	470
GN-1200C3	1200x700x1300	445	2~8°C	3	480
GN-1500C3	1500x700x1300	550	2~8°C	3	640
GN-1800C3	1800x700x1300	890	2~8°C	3	730



GN-900R2
CAKE SHOWCASE





GN-900R3
CAKE SHOWCASE

Technical Specification

Classification	Refrigeration
Refrigerant	R290
#OF DOORS	2
Voltage(V/Hz)	220~240/50
Door type	Sliding door
Cooling system	Fan cooling

Option

- Other colors/steel
- Electric wire defrost
- Humidifier
- Heating showcase
- 100~115V/60Hz



MODEL	DIMENSION	CAPACITY(L)	INNER TEMPERATURE	#OF SHELVES	POWER(W)
GN-900R2	900x700x1200	380	2~8°C	2	445
GN-1000R2	1000x700x1200	425	2~8°C	2	455
GN-1200R2	1200x700x1200	459	2~8°C	2	465
GN-1500R2	1500x700x1200	615	2~8°C	2	625
GN-1800R2	1800x700x1200	785	2~8°C	2	715
GN-900R3	900x700x1300	480	2~8°C	3	460
GN-1000R3	1000x700x1300	525	2~8°C	3	470
GN-1200R3	1200x700x1300	550	2~8°C	3	480
GN-1500R3	1500x700x1300	715	2~8°C	3	640
GN-1800R3	1800x700x1300	950	2~8°C	3	730





Cake Showcase



GN-900CF2
CAKE SHOWCASE



GN-900CF3
CAKE SHOWCASE

Feature

- Adjustable shelves *2 layers/3 layers
- Brand compressor
- Digital controller
- Insulating glass
- LED light inside
- Integrated black door frame
- Black sink type glass
- Stainless steel base



MODEL	DIMENSION	CAPACITY	INNER TEMPERATURE	#OF SHELVES	POWER(W)
GN-900CF2	900x700x1200	255	2~8°C	2	445
GN-1000CF2	1000x700x1200	285	2~8°C	2	455
GN-1200CF2	1200x700x1200	345	2~8°C	2	465
GN-1500CF2	1500x700x1200	435	2~8°C	2	625
GN-1800CF2	1800x700x1200	560	2~8°C	2	715
GN-900CF3	900x700x1300	355	2~8°C	3	460
GN-1000CF3	1000x700x1300	385	2~8°C	3	470
GN-1200CF3	1200x700x1300	445	2~8°C	3	480
GN-1500CF3	1500x700x1300	550	2~8°C	3	640
GN-1800CF3	1800x700x1300	890	2~8°C	3	730



GN-900RF2
CAKE SHOWCASE




GN-900RF3
CAKE SHOWCASE

Technical Specification

Classification	Refrigeration
Refrigerant	R290
#OF DOORS	2
Voltage(V/Hz)	220~240/50
Door type	Sliding door
Cooling system	Fan cooling

Option

- Other colors/steel
- Electric wire defrost
- Humidifier
- Heating showcase
- 100~115V/60Hz



MODEL	DIMENSION	CAPACITY(L)	INNER TEMPERATURE	#OF SHELVES	POWER(W)
GN-900RF2	900x700x1200	380	2~8°C	2	445
GN-1000RF2	1000x700x1200	425	2~8°C	2	455
GN-1200RF2	1200x700x1200	459	2~8°C	2	465
GN-1500RF2	1500x700x1200	615	2~8°C	2	625
GN-1800RF2	1800x700x1200	785	2~8°C	2	715
GN-900RF3	900x700x1300	480	2~8°C	3	460
GN-1000RF3	1000x700x1300	525	2~8°C	3	470
GN-1200RF3	1200x700x1300	550	2~8°C	3	480
GN-1500RF3	1500x700x1300	715	2~8°C	3	640
GN-1800RF3	1800x700x1300	950	2~8°C	3	650





Economic Cake Showcase



GN-900R2-J
CAKE SHOWCASE



GN-900R3-J
CAKE SHOWCASE

Feature

- Adjustable shelves *2 layers/3 layers
- Brand compressor
- Digital controller
- Insulating galss
- Black pre-painted steel base
- LED light inside
- Integrated black door frame
- Evaporator: Finned type
- Condenser: Bundy tube



MODEL	DIMENSION	CAPACITY	INNER TEMPERATURE	#OF SHELVES	POWER(W)
GN-900R2-J	900x660x1200	150	2~8°C	2	445
GN-1000R2-J	1000x660x1200	170	2~8°C	2	455
GN-1200R2-J	1200x660x1200	200	2~8°C	2	465
GN-1500R2-J	1500x660x1200	255	2~8°C	2	625
GN-1800R2-J	1800x660x1200	310	2~8°C	2	715
GN-900R3-J	900x660x1300	165	2~8°C	3	460
GN-1000R3-J	1000x660x1300	185	2~8°C	3	470
GN-1200R3-J	1200x660x1300	220	2~8°C	3	480
GN-1500R3-J	1500x660x1300	270	2~8°C	3	640
GN-1800R3-J	1800x660x1300	330	2~8°C	3	730



GN-900C2-J
CAKE SHOWCASE



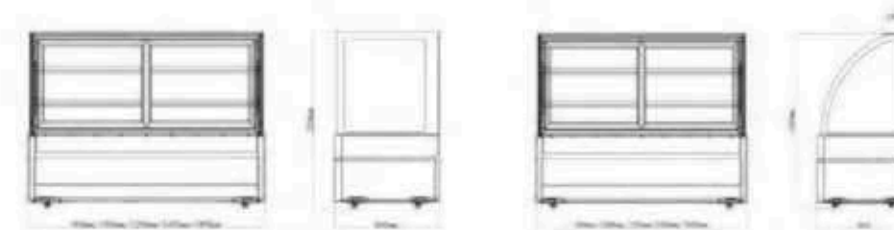
GN-900C3-J
CAKE SHOWCASE

Technical Specification

Classification	Refrigeration
Refrigerant	R290
#OF DOORS	2
Voltage(V/Hz)	220~240/50
Door type	Sliding door
Cooling system	Fan cooling

Option

- Humidifier
- Heating showcase
- Other colors/steel
- Electric wire defrost
- 100~115V/60Hz



MODEL	DIMENSION	CAPACITY(L)	INNER TEMPERATURE	#OF SHELVES	POWER(W)
GN-900C2-J	900x660x1200	145	2~8°C	2	445
GN-1000C2-J	1000x660x1200	165	2~8°C	2	455
GN-1200C2-J	1200x660x1200	195	2~8°C	2	465
GN-1500C2-J	1500x660x1200	250	2~8°C	2	625
GN-1800C2-J	1800x660x1200	305	2~8°C	2	715
GN-900C3-J	900x660x1300	160	2~8°C	3	460
GN-1000C3-J	1000x660x1300	180	2~8°C	3	470
GN-1200C3-J	1200x660x1300	215	2~8°C	3	480
GN-1500C3-J	1500x660x1300	265	2~8°C	3	640
GN-1800C3-J	1800x660x1300	325	2~8°C	3	730





Front Sliding Door Cake Showcase



Option

- Other colors/steel
- 100~115v/60hz

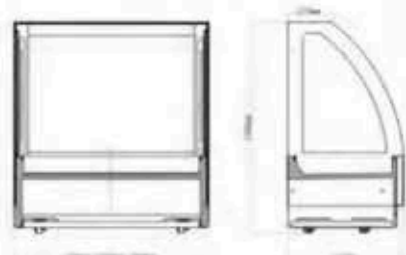
**GN-1200Y3
CAKE SHOWCASE**

Feature

- Insulating glass
- Front sliding door
- LED light inside
- Digital temperature controller

Technical Specification

Classification	Refrigeration
Refrigerant	R290
Defrost	Automatic
Cooling system	Fan cooling
Door type	Front sliding door



MODEL	DIMENSION	CAPACITY(L)	INNER TEMPERATURE	SHELVES	#OF DOOR	POWER(W)
GN-1200Y3	1200x710x1400	400	2~8°C	3	2	640
GN-1500Y3	1500x710x1400	505	2~8°C	3	2	730
GN-1800Y3	1800x710x1400	610	2~8°C	3	2	735

Diagonal Cake Showcase



Option

- Other colors/steel
- Electric wire defrost
- Humidifier
- Heating showcase
- 100~115V/60Hz

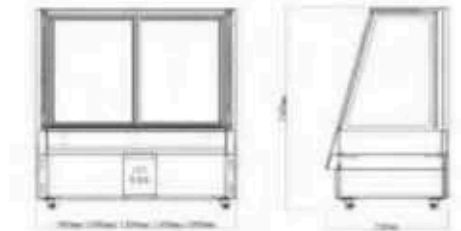
**GN-900RX3
CAKE SHOWCASE**

Feature

- Adjustable shelves
- LED light
- Insulating glass
- Digital temperature controller

Technical Specification

Classification	Refrigeration
Refrigerant	R290
#OF DOORS	2
Voltage(V/Hz)	220~240/50
Door type	Sliding door
Cooling system	Fan cooling



MODEL	DIMENSION	CAPACITY(L)	INNER TEMPERATURE	#OF SHELVES	#OF DOOR	POWER(W)
GN900RX3	900x730x1300	300	2~8°C	3	2	460
GN-1000RX3	1000x730x1300	330	2~8°C	3	2	470
GN-1200RX3	1200x730x1300	400	2~8°C	3	2	480
GN-1500RX3	1500x730x1300	505	2~8°C	3	2	640
GN-1800RX3	1800x730x1300	610	2~8°C	3	2	730





Cake Showcase (Three-side blowing)



GN-900CK2
CAKE SHOWCASE



GN-900CK3
CAKE SHOWCASE

Feature

- Adjustable shelves *2 layers/3 layers
- Brand compressor
- Digital temperature controller
- Integrated black door frame
- LED light inside
- Stainless steel base
- Insulating galss



Reduce the energy efficiency of glass defogging and improve the defogging function

MODEL	DIMENSION	CAPACITY(L)	INNER TEMPERATURE	#OF SHELVES	POWER(W)
GN-900CK2	900x740x1200	270	2~8°C	2	470
GN-1000CK2	1000x740x1200	300	2~8°C	2	490
GN-1200CK2	1200x740x1200	360	2~8°C	2	500
GN-1500CK2	1500x740x1200	450	2~8°C	2	660
GN-1800CK2	1800x740x1200	575	2~8°C	2	750
GN-900CK3	900x740x1300	370	2~8°C	3	495
GN-1000CK3	1000x740x1300	400	2~8°C	3	515
GN-1200CK3	1200x740x1300	460	2~8°C	3	530
GN-1500CK3	1500x740x1300	565	2~8°C	3	675
GN-1800CK3	1800x740x1300	915	2~8°C	3	730



GN-900RK2
CAKE SHOWCASE



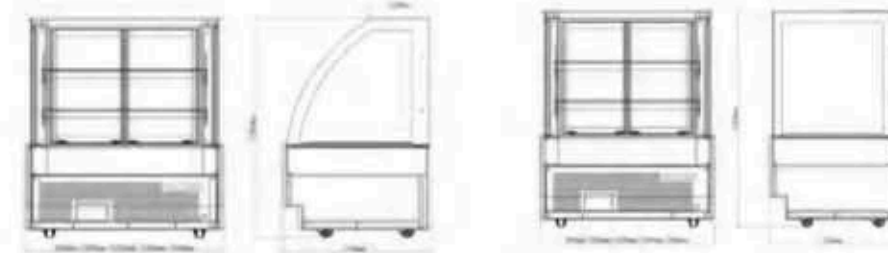
GN-900RK3
CAKE SHOWCASE

Technical Specification

Classification	Refrigeration
Refrigerant	R290
#OF DOORS	2
Voltage(V/Hz)	220~240/50
Door type	Sliding door
Cooling system	Fan cooling

Option

- Other colors/steel
- Electric wire defrost
- Humidifier
- Heating showcase
- 100~115V/60Hz



MODEL	DIMENSION	CAPACITY(L)	INNER TEMPERATURE	#OF SHELVES	POWER(W)
GN-900RK2	900x740x1200	400	2~8°C	2	470
GN-1000RK2	1000x740x1200	445	2~8°C	2	490
GN-1200RK2	1200x740x1200	479	2~8°C	2	500
GN-1500RK2	1500x740x1200	635	2~8°C	2	660
GN-1800RK2	1800x740x1200	805	2~8°C	2	750
GN-900RK3	900x740x1300	500	2~8°C	3	495
GN-1000RK3	1000x740x1300	545	2~8°C	3	515
GN-1200RK3	1200x740x1300	570	2~8°C	3	530
GN-1500RK3	1500x740x1300	735	2~8°C	3	675
GN-1800RK3	1800x740x1300	970	2~8°C	3	785





45° Angle Cake Showcase



GN-900RD2
CAKE SHOWCASE

Feature


- Adjustable shelves *2 layers/3 layers
- Brand compressor
- Digital temperature controller
- Insulating galls
- Integrated black door frame
- Stainless steel base

Option

- Other colors/steel
- Electric wire defrost
- 100~115V/60Hz
- Humidifier
- Heating showcase

MODEL	DIMENSION	CAPACITY(L)	INNER TEMPERATURE	#OF SHELVES	POWER(W)
GN-900RD2	900x730x1200	380	2~8°C	2	450
GN-1000RD2	1000x730x1200	425	2~8°C	2	450
GN-1200RD2	1200x730x1200	515	2~8°C	2	450
GN-1500RD2	1500x730x1200	650	2~8°C	2	550
GN-1800RD2	1800x730x1200	785	2~8°C	2	650
GN-900RD3	900x730x1300	480	2~8°C	3	450
GN-1000RD3	1000x730x1300	535	2~8°C	3	450
GN-1200RD3	1200x730x1300	650	2~8°C	3	450
GN-1500RD3	1500x730x1300	815	2~8°C	3	550
GN-1800RD3	1800x730x1300	985	2~8°C	3	630

GN-900RD3
CAKE SHOWCASE



Technical Specification

Classification	Refrigeration
Refrigerant	R290
#OF DOORS	2
Voltage(V/Hz)	220~240/50
Door type	Sliding door
Cooling system	Fan cooling

Cake Showcase (front open)



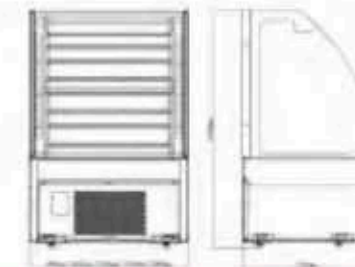
GN-900LM
CAKE SHOWCASE

Feature

- Adjustable shelves *2 layers/3 layers
- Brand compressor
- Digital temperature controller
- Insulating galls
- LED light inside
- Cold plate electrostatic spraying

Option

- Other colors/steel
- Stainless steel base
- 100~115V/60Hz



Technical Specification

Classification	Refrigeration
Refrigerant	R290
#OF DOORS	2
Voltage(V/Hz)	220~240/50
Door type	Sliding door
Cooling system	Fan cooling

MODEL	DIMENSION	CAPACITY(L)	INNER TEMPERATURE	#OF SHELVES	POWER(W)
GN-900LM	900x730x1300	480	2~8°	3	450
GN-1000LM	1000x730x1300	535	2~8°	3	450
GN-1200LM	1200x730x1300	650	2~8°	3	450
GN-1500LM	1500x730x1300	815	2~8°	3	550
GN-1800LM	1800x730x1300	985	2~8°	3	630



CHOCOLATE SHOWCASE

Defogging function: fast defogging speed, effective removal of fog, to maintain a clear view inside the display cabinet.

Novel design: chocolate showcase panoramic design, can increase the display of goods, square design beautiful and generous, can be customized with other colors, stainless steel or marble base, while with drawer design, large storage space.

Digital control: chocolate showcase with microcomputer precise temperature control, one key operation intelligent temperature control. High efficiency of heat dissipation.

Hollow glass: high-strength double-layer hollow glass, strong and durable, efficient temperature lock, reduce the frequency of refrigeration, more energy efficient.

Full copper tube evaporator: thickened full copper tube evaporator, fast refrigeration, no frost, long life corrosion resistance.

Option

- Adjustable shelves *2 layers
- Customizable
- Other colors/steel
- 100~115V/60Hz

Chocolate Showcase



GN-900XD-CT CHOCOLATE SHOWCASE

Feature

- Stainless steel base
- LED light inside
- Insulating glass
- With drawers

Technical Specification

Classification	Refrigeration
Refrigerant	R290
#OF DOORS	2
Voltage(V/Hz)	220~240/50
Door type	Sliding door/ Drawer door
Cooling system	Fan cooling



MODEL	DIMENSION	CAPACITY(L)	INNER TEMPERATURE	POWER(W)	DRAWERS	#OF DOOR
GN-900XD-CT	900x850x1175	480	2~8°C	450	2	2
GN-1000XD-CT	1000x850x1175	535	2~8°C	480	2	2
GN-1200XD-CT	1200x850x1175	650	2~8°C	590	3	2
GN-1500XD-CT	1500x850x1175	815	2~8°C	720	3	2
GN-1800XD-CT	1800x850x1175	985	2~8°C	870	4	2



UPRIGHT GLASS SHOWCASE

Upright right-angle four-sided glass showcase for maximum 360° display of products, aesthetically pleasing for storing your fresh food such as milk, eggs, vegetables and beverages or beer. In any indoor environment - restaurants, cafes, bakeries, bars, grocery stores, even in your garage.

GN-600SF-RF

UPRIGHT GLASS SHOWCASE

This display refrigerator has 4 glass display walls made of high quality insulating materials; designed with a self-closing one glass door, this unit is easy to clean and can withstand heavy restaurant tasks.

It also features 4 lockable casters to help move around. The high quality compressor cycle, using environmentally friendly R290a refrigerant, is controlled by a digital thermometer display and a knob that easily adjusts the temperature from 2 to 10°C. This cooler will save your money for your electric bill



COTTURA

Upright Glass Showcase



GN-600SF-RF
UPRIGHT GLASS SHOWCASE

Option

- Single door
 - Single door opening
 - Front and rear door opening
- Double door
 - Double door opening
 - Double sliding door



GN-600SF
UPRIGHT GLASS SHOWCASE



Feature

- Black exterior
- Insulating glass
- Adjustable shelves
- Digital temperature controller
- Fan cooling
- LED light inside

Option

- White color
- 100~115V/60Hz

Technical Specification

Classification	Refrigeration
Refrigerant	R290
#OF DOORS	2
Voltage(V/Hz)	220~240/50
Door type	Sliding door/Hinged door
Cooling system	Fan cooling

MODEL	DIMENSION	CAPACITY(L)	INNER TEMPERATURE	#OF SHELVES	POWER(W)
GN-550SF	600x640x1500	550	2~8°C	3	420
GN-600SF	600x640x1800	600	2~8°C	4	538

MODEL	DIMENSION	CAPACITY(L)	INNER TEMPERATURE	#OF SHELVES	POWER(W)
GN-600SF-RF	675x695x1800	660	2~8°C	3	590



Upright Glass Showcase

GN-1000SM UPRIGHT GLASS SHOWCASE

Feature

- 201 stainless steel
- Insulating glass
- High quality compressor
- Adjustable shelves
- LED light inside

Option

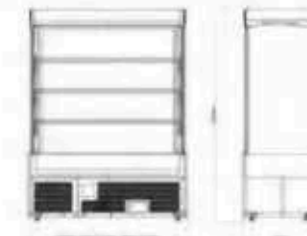
- Other colors/steel
- 100~115V/60Hz



GN-1800SM UPRIGHT GLASS SHOWCASE

Feature

- Black color
- Insulating glass



Technical Specification

Classification	Refrigeration
Refrigerant	R404a
#OF DOORS	2
Voltage(V/Hz)	220~240/50
Door type	Sliding door
Cooling system	Fan cooling

MODEL	DIMENSION	CAPACITY(L)	INNER TEMPERATURE	#OF SHELVES	POWER(W)
GN-1000SM	1000x740x1900	850	2~8°C	3	825
GN-1200SM	1200x740x1900	950	2~8°C	3	995
GN-1500SM	1500x740x1900	1400	2~8°C	3	1255
GN-1800SM	1800x740x1900	1850	2~8°C	3	1520
GN-2100SM	2100x740x1900	2300	2~8°C	3	1775



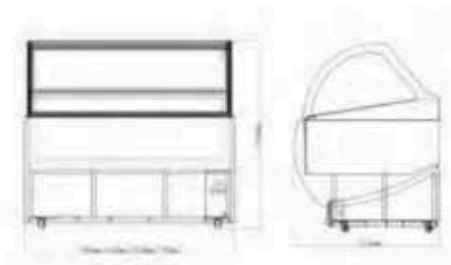
Ice Cream Showcase

ICE CREAM SHOWCASE



GN-12V
ICE CREAM SHOWCAES **Feature** • Auto defrost • Anti-fog glass • Food grade material

Technical Specification	
Classification	Freezer
Refrigerant	R404a
#OF DOORS	2
Voltage(V/Hz)	220~240/50
Door type	Sliding door
Defrost	Automatic



MODEL	DIMENSION	CAPACITY(L)	INNER TEMPERATURE	PAN	POWER(W)	#OF DOOR
GN-6V	1260x800x1373	160	-18~-22°C	6	1100	2
GN-7V	1435x800x1373	175	-18~-22°C	7	1160	2
GN-8V	1610x800x1373	195	-18~-22°C	8	1180	2
GN-9V	1785x800x1373	215	-18~-22°C	9	1200	2
GN-12V	1260x1110x1373	300	-18~-22°C	12	1200	2
GN-14V	1435x1110x1373	349	-18~-22°C	14	1260	2
GN-16V	1610x1110x1373	382	-18~-22°C	16	1280	2
GN-18V	1785x1110x1373	425	-18~-22°C	18	1300	2



- Option**
- Other colors/steel
 - Decorative pattern
 - 100~115V/60Hz

Ice cream dedicated pans.

Ice cream showcase is used to store and display ice cream. It has a built-in score plate. The shell of the product is made of high-quality stainless steel. Equipped with intelligent temperature control system, LED lighting at the top, sliding door with wheels, reinforced tail wire fixed wheel, anti-skid, wear resistant, high stability.



Ice Cream Showcase



GN-6RV
ICE CREAM SHOWCASE

Feature

- Stainless steel base
- Anti-fog glass
- Food grade material

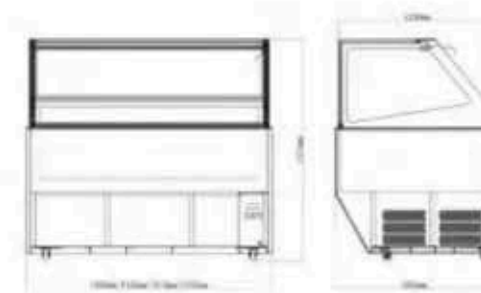
- Auto defrost

Option

- Other colors/steel
- Decorative pattern
- 100~115V/60Hz



GN-12RV
ICE CREAM SHOWCASE



Technical Specification

Classification	Freezer
Refrigerant	R404a
#OF DOORS	2
Voltage(V/Hz)	220~240/50
Door type	Sliding door
Defrost	Automatic

MODEL	DIMENSION	CAPACITY(L)	INNER TEMPERATURE	PAN	POWER(W)	#OF DOOR
GN-6RV	1260x740x1373	160	-18~-22°C	6	1100	2
GN-7RV	1435x740x1373	175	-18~-22°C	7	1160	2
GN-8RV	1610x740x1373	195	-18~-22°C	8	1180	2
GN-9RV	1785x740x1373	215	-18~-22°C	9	1200	2
GN-12RV	1260x1045x1373	300	-18~-22°C	12	1200	2
GN-14RV	1435x1045x1373	349	-18~-22°C	14	1260	2
GN-16RV	1610x1045x1373	382	-18~-22°C	16	1280	2
GN-18RV	1785x1045x1373	425	-18~-22°C	18	1300	2



CAKE SHOWCASE ON COUNTER

Wide Application: The countertop refrigerated showcase is a space-efficient solution for bakeries, cafes, coffee shops and convenience stores. Tabletop use.

Digital Temp Control: The cake cooler showcase adopts microcomputer precise temperature control. One-key operation. The intelligent temperature control range is 2-8°C.

Fast Cooling: The refrigerator display case is with thickened all-copper tube evaporator and quality compressor, fast and uniform cooling, no frost, high heat dissipation efficiency.

Energy Saving: Foaming technology with good insulation effect, High-strength double-layer hollow glass with strong heat insulation effect, the machine will not be started frequently, low power consumption.

Led Lights: Eye catching internal LED lighting will highlight your most popular products and draw the customer's attention to the cooler with its delightful treats.



GN-660CT
CAKE SHOWCASE


Cake Showcase On Counter



GN-660RT
CAKE SHOWCASE

Feature

- Stainless steel base
- LED light inside
- Digital temperature controller
- Space saving




GN-660CT
CAKE SHOWCASE

Option

- Other colors/steel
- 100~115V/60Hz
- Electric wire defrost

Technical Specification

Classification	Refrigeration
Refrigerant	R290
#OF DOORS	2
Voltage(V/Hz)	220~240/50
Door type	Sliding door
Cooling system	Fan cooling



MODEL	DIMENSION	CAPACITY(L)	INNER TEMPERATURE	#OF SHELVES	POWER(W)
GN- 660CT	660x530x730	85	2~8°C	2	250
GN-900CT	900x530x730	120	2~8°C	2	350
GN-1200CT	1200x530x730	162	2~8°C	2	360
GN-660RT	660x530x730	102	2~8°C	2	250
GN-900RT	900x530x730	140	2~8°C	2	350
GN-1200RT	1200x530x730	190	2~8°C	2	360




Hot Showcase On Counter



GN-660HCT
CAKE SHOWCASE

Feature

- Heating tube
- Warm light
- Manual temperature controller
- Stainless steel base



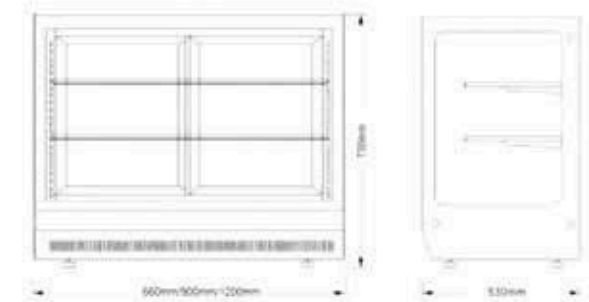
GN-600HRT
CAKE SHOWCASE

Option

- Other colors/steel
- 100~115V/60Hz

Technical Specification

Classification	Hot showcase
#OF DOORS	2
Voltage(V/Hz)	220~240/50
Door type	sliding door
Features	Heating tube



MODEL	DIMENSION	CAPACITY(L)	INNER TEMPERATURE	POWER(W)	#OF SHELVES
GN- 660HCT	660x530x730	85	40~65°C	450	2
GN-900HCT	900x530x730	120	40~65°C	460	2
GN-1200HCT	1200x530x730	162	40~65°C	910	2
GN-660HRT	660x530x730	102	40~65°C	450	2
GN-900HRT	900x530x730	140	40~65°C	460	2
GN-1200HRT	1200x530x730	190	40~65°C	910	2



SUSHI SHOWCASE & PIZZA SHOWCASE

The classic refrigerated sushi showcase, with its stylish design of curved glass and built-in LED lights, is a premium aesthetic, available in white and black color, making the food itself the center of attention. Equipped with digital temperature control, it is smart and convenient. Also comes with 4/5/6/7 pans for better sorting and display.

Our countertop refrigerated pizza showcase ensures condiments, sandwich toppings, and salad ingredients are kept at the appropriate temperature. The R290 refrigerant is adopted for its self-contained capillary tube refrigeration system, circulating cold air and achieving a reliable cooling effect. Our countertop refrigerated sandwich salad prep table works great for storing sliced tomatoes, lettuce, onions, fruits, ice cream, etc., making your food catering service more efficient. It helps you keep ingredients fresh and ready to be displayed and served.



GN-1130SB
PIZZA SHOWCASE



GN-52L
SUSHI SHOWCASE

Sushi Showcase



GN-52L
SUSHI SHOWCASE

Feature

- Printing glass
- Stainless steel pan
- LED light inside
- Energy saving low noise
- Stainless steel base
- High quality compressor
- Digital temperature controller
- Environmental protection
- With 1/3 pans



Technical Specification


Classification	Refrigeration
Refrigerant	R290/600a
Voltage(V/Hz)	220~240/50
Door type	Sliding door
Cooling system	Fan cooling




GN-42L
SUSHI SHOWCASE



GN-62L
SUSHI SHOWCASE



GN-72L
SUSHI SHOWCASE



Option • Black color • 100~115V/60Hz

MODEL	DIMENSION	CAPACITY(L)	INNER TEMPERATURE	PLATE	POWER(W)
GN-42L	1160x420x315	42	2~12°C	4	125
GN-52L	1340x420x315	52	2~12°C	5	135
GN-62L	1510x420x315	62	2~12°C	6	145
GN-72L	1780x420x315	72	2~12°C	7	155



Pizza Showcase



GN-1130SB
PIZZA SHOWCASE

Feature

- Clear glass
- High quality compressor
- Digital temperature controller
- With 1/3 pans
- Stainless steel base
- LED light inside



Technical Specification

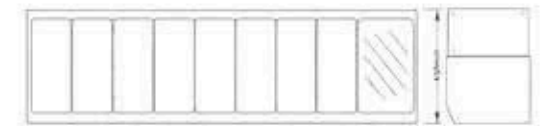
Classification	Refrigeration
Refrigerant	R290/600a
Voltage(V/Hz)	220~240/50
Cooling system	Fan cooling



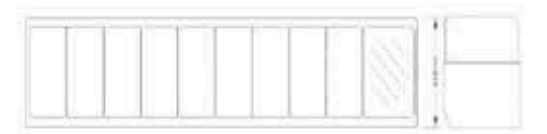
GN-1305SB
PIZZA SHOWCASE



GN-1480SB
PIZZA SHOWCASE



GN-1655SB
PIZZA SHOWCASE



Option

- Stainless steel plates
- With 1/4 pans
- 100~115V/60Hz

MODEL	DIMENSION	PLATE	INNER TEMPERATURE	CAPACITY(L)	POWER(W)
GN-1130SB	1130x395x435	4	2~12°C	42	130
GN-1305SB	1305x395x435	5	2~12°C	52	135
GN-1480SB	1480x395x435	6	2~12°C	62	142
GN-1655SB	1655x395x435	7	2~12°C	72	150
GN-1830SB	1830x395x435	8	2~12°C	82	165
GN-2005SB	2005x395x435	9	2~12°C	92	170
GN-2180SB	2180x395x435	10	2~12°C	102	183



SANDWICHES SHOWCASE WITH OPEN CHILLER

COTTURA

Sandwich showcase can be used in a variety of occasions, such as bakery cake store, afternoon tea restaurant, café, light food bar, convenience store, milk tea store, etc.



360 degrees of air-cooled frost-free refrigeration, automatic frost to keep food fresh;

Open rectangular design to enlarge the field of view, increase the display of goods; solid stainless steel / marble base, dirty corrosion-resistant easy to clean; with intelligent temperature control humidification and preservation, to prevent food air-drying deterioration;

High quality brand compressor, fast refrigeration, energy saving and environmental protection, built-in LED lights lighting.

GN-1000W
SANDWICHES SHOWCASE

High quality brand compressor, fast refrigeration, energy saving and environmental protection; full copper pipe evaporator, high-quality than iron pipe, not easy to rust more durable; built-in LED lights lighting, light effect is uniform and translucent; overall senior beautiful, high quality products.



GN-1000CM
OPEN CHILLER

Commercial open chiller is made of stainless steel, air-cooled frost-free cycle refrigeration to keep food fresh and reduce moisture loss; LED lamp lighting to increase the shopping experience; thickened tempered glass locking cold insulation, intelligent and accurate temperature control; brand compressor fast cooling, bass noise reduction; night curtain pulling curtain with high permeability PE material, support customization, suitable for supermarkets shopping malls, fruit stores, fresh food stores, hot pot restaurants, etc.





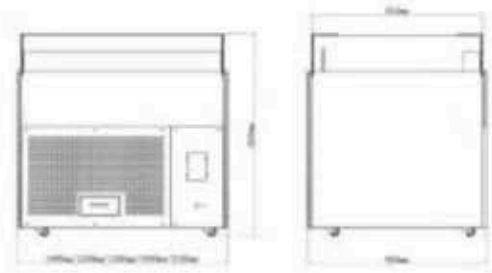
Sandwiches Showcase



GN-1000W
SANDWICHES SHOWCASE

- Feature**
- Brand compressor
 - Digital temperature controller
 - Insulating glass
 - LED light inside
 - Stainless steel base

- Option**
- Other color or marble base
 - 100~115V/60Hz



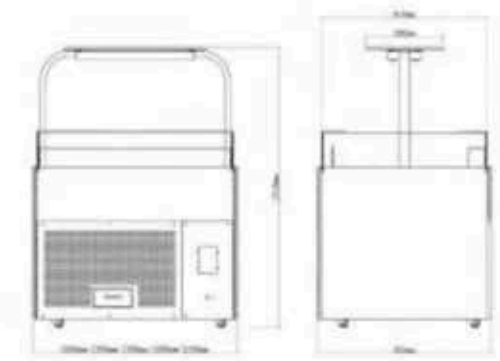
GN-1000W
SANDWICHES SHOWCASE



GN-1000W
SANDWICHES SHOWCASE



GN-1000WT
SANDWICHES SHOWCASE



Technical Specification

Classification	Refrigeration
Refrigerant	R290
#OF DOORS	2
Voltage(V/Hz)	220~240/50
Door type	Sliding door
Cooling system	Fan cooling

MODEL	DIMENSION	POWER(W)	INNER TEMPERATURE
GN-1000W	1000x850x920	620	2~8°C
GN-1200W	1200x850x920	680	2~8°C
GN-1500W	1500x820x920	930	2~8°C
GN-1800W	1800x820x920	990	2~8°C
GN-2100W	2100x820x920	1170	2~8°C
GN-1000WT	1000x850x1310	650	2~8°C
GN-1200WT	1200x850x1310	710	2~8°C
GN-1500WT	1500x850x1310	970	2~8°C
GN-1800WT	1800x850x1310	1040	2~8°C
GN-2100WT	2100x850x1310	1230	2~8°C





Sandwiches Showcase (front open)



GN-1000LG
SANDWICHES SHOWCASE

Feature

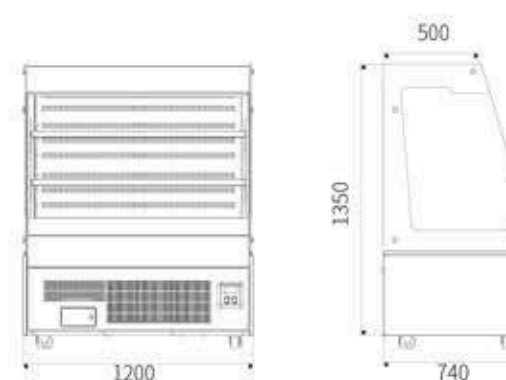
- Fan cooling
- Adjustable shelf
- Stainless steel base shelves
- LED light inside
- Digital temperature controller

Option

- Other colors/steel
- 100~115V/60Hz



GN-1000L
SANDWICHES SHOWCASE



Technical Specification

Classification	Refrigeration
Refrigerant	R290
Voltage(V/Hz)	220~240/50
Cooling system	Fan cooling

MODEL	DIMENSION	CAPACITY(L)	INNER TEMPERATURE	#OF SHELVES	POWER(W)
GN-900LG	900x740x1350	200	2~8°C	2	820
GN-1000LG	1000x740x1350	230	2~8°C	2	840
GN-1200LG	1200x740x1350	280	2~8°C	2	950
GN-1500LG	1500x740x1350	350	2~8°C	2	1080
GN-900L	900x740x1400	235	2~8°C	2	820
GN-1000L	1000x740x1400	245	2~8°C	2	840
GN-1200L	1200x740x1400	295	2~8°C	2	950
GN-1500L	1500x740x1400	365	2~8°C	2	1080



Open Chiller



GN-900CM OPEN CHILLER

Feature

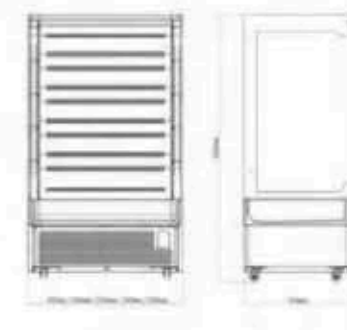
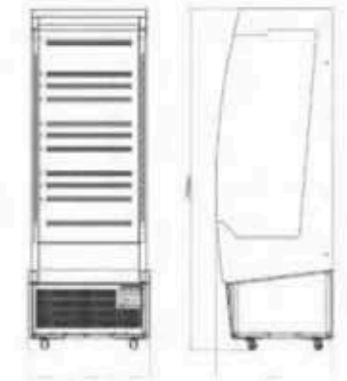
- LED light inside
- Fan cooling
- Caster wheel
- Adjustable shelves
- Stainless steel base
- Environmental protection
- High quality compressor
- Digital temperature controller

Option

- Other colors/steel
- Add hinged door



GN-900CN (Original GN-900OC) OPEN CHILLER



Technical Specification

Classification	Refrigeration
Refrigerant	R290/R404a
Voltage(V/Hz)	220~240
Cooling system	Fan cooling

MODEL	DIMENSION	CAPACITY(L)	INNER TEMPERATURE	#OF SHELVES	POWER(W)
GN-700CN	700x670x1900	375	2~8°C	3	580
GN-900CN	900x670x1900	435	2~8°C	3	600
GN-1000CN	1000x670x1900	470	2~8°C	3	650
GN-1200CN	1200x670x1900	550	2~8°C	3	685
GN-1500CN	1500x670x1900	750	2~8°C	3	800
GN-1000CM	1000x840x2000	405	2~8°C	4	1070
GN-1200CM	1200x840x2000	490	2~8°C	4	1320
GN-1500CM	1500x840x2000	615	2~8°C	4	1500
GN-1800CM	1800x840x2000	740	2~8°C	4	1850



GN-220HS
BACK BAR COOLER

BACK BAR COOLER

The back bar cooler is perfect for bars, nightclubs and restaurants, providing customers with a fast and reliable thirst quenching service that is more convenient than ever before. Can stand alone to help you make the most of your space.

Thanks to energy-efficient LED lighting, this back bar cooler will grab customers' attention even in the darkest bar or club; It also uses a fan cooling system and a high performance compressor compatible with the environmentally friendly R290a refrigerant to keep your customers satisfied with their cold beer and beverages.

The conventional colors are stainless steel and black. The inner wall is made of embossed aluminum plate or color steel plate, which can not only play the role of decoration and beautification, but also has the characteristics of anti-slip, anti-corrosion, heat preservation and so on when used in special environment.

COTTURA






Back Bar Cooler (Regular)



GN-126H
BACK BAR COOLER

Feature

- Self-closing door design
- Hinged door
- Shelf: White color, steel
- Two shelves
- Black dull polish pre-painted steel
- Self-closing door design
- Low-e demist glass door
- Inner: White pre-painted steel Embossed alu.



GN-220H
BACK BAR COOLER





GN-320H
BACK BAR COOLER

Option

- Sliding door/Hinged door
- Aluminum emboss interiors
- Stainless steel shelves
- 100~115V/60Hz

Technical Specification

Classification	Refrigeration
Refrigerant	R290/600a
#OF DOORS	1/2/3
Voltage(V/Hz)	220~240/50
Door type	Sliding door/Hinged door
Cooling system	Fan cooling



MODEL	DIMENSION	CAPACITY(L)	INNER TEMPERATURE	POWER(W)	#OF SHELVES	#OF DOOR
GN-126H	600x505x895	126	2~8°C	250	2	1
GN-220H	900x505x895	220	2~8°C	280	2	2
GN-320H	1350x505x895	320	2~8°C	350	2	3
GN-220HS (Sliding door)	900x505x895	220	2~8°C	280	2	2
GN-320HS (Sliding door)	1350x505x895	320	2~8°C	350	2	3






Back Bar Cooler (stainless steel)



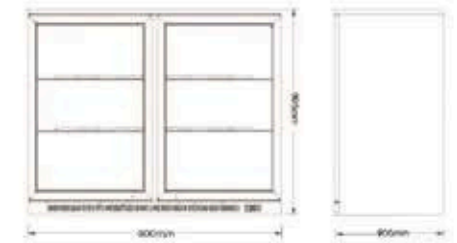
GN-126L
BACK BAR COOLER

Feature

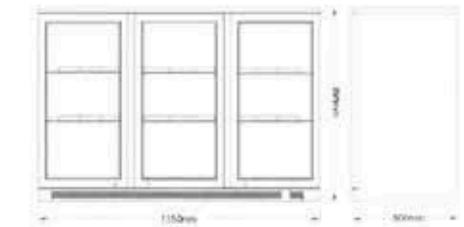
- Inner: White pre-painted steel/Embossed alu.
- Self-closing door design
- Hinged door
- Outlooking: Stainless steel
- Shelf: White color, steel
- Two Shelves
- Low-e demist glass door
- Self-closing door design



GN-220L
BACK BAR COOLER



GN-320L
BACK BAR COOLER



Technical Specification

Classification	Refrigeration
Refrigerant	R290/600a
#OF DOORS	1/2/3
Voltage(V/Hz)	220~240/50
Door type	Sliding door/Hinged door
Cooling system	Fan cooling

Option

- Sliding door/Hinged door
- Aluminum emboss interiors
- Stainless steel shelves
- 100~115V/60Hz


MODEL	DIMENSION	CAPACITY(L)	INNER TEMPERATURE	POWER(W)	#OF SHELVES	#OF DOOR
GN-126L	600x505x895	126	2~8°C	250	2	1
GN-220L	900x505x895	220	2~8°C	280	2	2
GN-320L	1350x505x895	320	2~8°C	350	2	3
GN-220LS (Sliding door)	900x505x895	220	2~8°C	280	2	2
GN-320LS (Sliding door)	1350x505x895	320	2~8°C	350	2	3




UPRIGHT KITCHEN CHILLER&FREEZER

The commercial refrigerator crafted of high-quality stainless steel, will keep things cool and organized in your restaurant kitchen. The self-closing-stay open door with lock and key helps save busy time.

The commercial refrigerator with a light on the top allowing staff to see the contents when opening the commercial refrigerator, and find the needed food quickly. The commercial refrigerator is with an environmentally friendly refrigeration system and fan cooling, the digital controller and display for temperature control and auto defrost, and four casters for convenient movement.





Upright Kitchen Chiller & Freezer



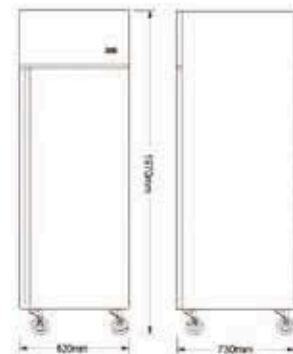
DB-400FC
COMMERCIAL REFRIGERATOR

Feature

- Outlooking: Stainless steel base
- Self-closing door design
- Caster wheel
- Large space
- Energy saving
- Environmental protection


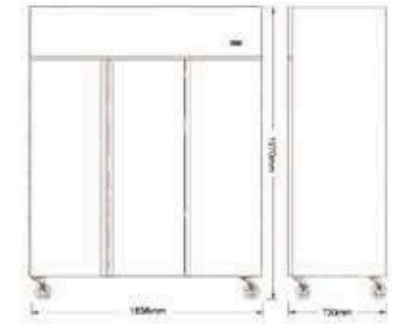
Option

- Fan cooling
Static cooling
Freezing system
- #304 stainless
- 1/2/3 door
6 door
- 100~115V/60Hz



Technical Specification


Classification	Refrigeration
Refrigerant	R290
#OF DOORS	2/4
Voltage(V/Hz)	220~240/50
Door type	Hinged door
Cooling system	Fan cooling



DB-1000FC
COMMERCIAL REFRIGERATOR

MODEL	DIMENSION	CAPACITY(L)	INNER TEMPERATURE	#OF SHELVES	POWER(W)
DB-440C	620x730x1970	440	-5~+5°C	4	230
DB-440DC	620x730x1970	440	-12~-18°C	4	320
DB-440FC	620x760x1970	440	-5~+5°C	4	320
DB-440FDC	620x760x1970	440	-12~-18°C	4	650
DB-1000C	1240x730x1970	1000	-5~+5°C	4	270
DB-1000DC	1240x730x1970	1000	-12~-18°C	4	370
DB-1000FC	1240x760x1970	1000	-5~+5°C	4	350
DB-1000FDC	1240x760x1970	1000	-12~-18°C	4	380
DB-1560C	1856x730x1970	1560	-5~+5°C	4	320
DB-1560DC	1856x730x1970	1560	-12~-18°C	4	460
DB-1560FC	1856x760x1970	1560	-5~+5°C	4	400
DB-1560FDC	1856x730x1970	1560	-12~-18°C	4	600





Double Temperature Upright Kitchen Chiller & Freezer



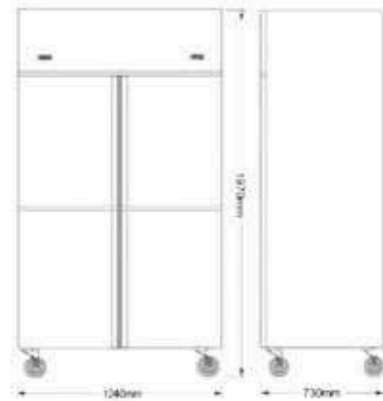
DB-910S COMMERCIAL REFRIGERATION

Feature

- Caster wheel
- Adjustable basket layer
- Self-closing door design
- Digital temperature controller
- Stainless steel

Option


- Fan cooling
Static cooling
Freezing system
- #304 stainless
- 100~115V/60Hz



MODEL	DIMENSION	CAPACITY(L)	INNER TEMPERATURE	POWER(W)	#OF SHELVES
DB-880SC	1240x730x1970	880	-5~+5/-12~-18°C	680	4
DB-880FSC	1240x760x1970	880	-5~+5/-12~-18°C	1100	4
DB-1360SC	1856x730x1970	1360	-5~+5/-12~-18°C	760	6
DB-1360FSC	1856x760x1970	1360	-5~+5/-12~-18°C	1160	6




DB-1380S COMMERCIAL REFRIGERATION



Technical Specification

Classification	Refrigeration
Refrigerant	R290
#OF DOORS	2/4/6
Voltage(V/Hz)	220~240/50
Door type	Hinged door
Cooling system	Fan cooling





Upright Kitchen Chiller & Freezer (Glass Door)



DB-1000FB
Upright Freezer

Feature

- Top display
- Caster wheel
- Adjustable basket layer
- LED light inside

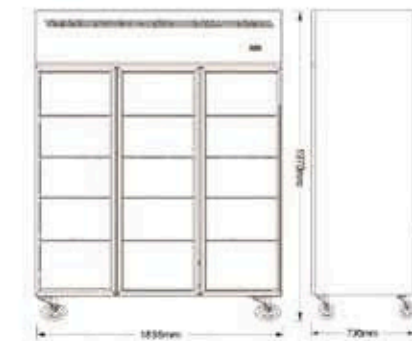
- Adjustable shelves
- Self closing doors
- Digital control
- Outlooking: Stainless steel

Option

- Fan cooling
- Static cooling
- Freezing system
- #304 stainless
- 6 door
- 100~115V/60Hz



DB-440FB
Upright Freezer



Technical Specification

Classification	Refrigeration
Refrigerant	R290
#OF DOORS	2/4
Voltage(V/Hz)	220~240/50
Door type	Hinged door
Cooling system	Fan cooling

MODEL	DIMENSION	CAPACITY(L)	INNER TEMPERATURE	#OF SHELVES	#OF DOOR
DB-440B	620x730x1970	440	2~8°C	4	1
DB-440FB	620x760x1970	440	2~8°C	4	1
DB-1000B	1240x730x1970	1000	2~8°C	4	2
DB-1000FB	1240x760x1970	1000	2~8°C	4	2
DB-1560B	1856x730x1970	1560	2~8°C	4	3
DB-1560FB	1856x760x1970	1560	2~8°C	4	3



UPRIGHT BEVERAGE SHOWCASE

Upright display refrigerators are used to refrigerate and store beverages, food or other items and are often used in supermarkets, game rooms, break rooms, convenience stores, gas stations, waiting rooms and lobbies.

It adopts copper cold tube and R290 environment-friendly refrigerant inside to ensure the best cold; thickened foam layer to maintain humidity and temperature; has adjustable layer shelves for easy placement of products of different heights; durable aluminum alloy frame of the device with built-in LED light illumination and configuration of universal casters for easy free movement.






Upright Beverage Showcase



DB-1410FC
DISPLAY FRIDGE

Feature

- Vertical chiller, black outside and white inside
- Interior/exterior: PPGI
- Top display
- Caster wheel
- Brand compressor
- LED light inside
- Adjustable shelves
- Self closing doors
- Digital temperature controller
- Plastic integrated door frame
- LowE tempered glass, transparent
- Environmental protection, energy saving and low noise




Technical Specification

Classification	Refrigeration
Refrigerant	R290
#OF DOORS	1/2/3
Voltage(V/Hz)	220~240/50
Door type	Hinged door
Cooling system	Fan cooling



DB-420FC
DISPLAY FRIDGE



DB-910FC
DISPLAY FRIDGE

Option

- Fan cooling system/Static cooling system/Freezing system
- Sliding door
- 100~115V/60Hz

MODEL	DIMENSION	CAPACITY(L)	INNER TEMPERATURE	#OF SHELVES	POWER(W)	#OF DOOR
DB-420C	620x700x2150	420	0~10°C	4	230	1
DB-420FC	620x700x2150	420	0~10°C	4	340	1
DB-420DC	620x700x2150	420	-9~-15°C	4	320	1
DB-910C	1240x700x2150	910	0~10°C	4	250	2
DB-910FC	1240x700x2150	910	0~10°C	4	340	2
DB-910DC	1240x700x2150	910	-9~-15°C	4	350	2
DB-1000C	1360x700x2150	1000	0~10°C	4	280	3
DB-1000FC	1360x700x2150	1000	0~10°C	4	400	3
DB-1000DC	1360x700x2150	1000	-9~-15°C	4	410	3
DB-1410C	1856x700x2150	1380	0~10°C	4	290	3
DB-1410FC	1856x700x2150	1380	0~10°C	4	360	3
DB-1410DC	1856x700x2150	1380	-9~-15°C	4	430	3





American style Upright Beverage Showcase



DB-910FC
DISPLAY FRIDGE

Technical Specification

Classification	Refrigeration
Refrigerant	R290
#OF DOORS	1/2/3
Voltage(V/Hz)	220~240/50
Door type	Hinged door
Cooling system	Fan cooling



Feature

- Vertical chiller, black outside and white inside
- Interior/exterior: PPGI
- Top display
- Caster wheel
- Brand compressor




- Caster wheel
- Environmental protection, energy saving and low noise

- LED light inside
- Adjustable shelves
- Self closing doors
- Digital temperature controller
- Plastic integrated door frame
- LowE tempered glass, transparent

Option

- Fan cooling
- Static cooling
- Freezing system
- Sliding door
- 100~115V/60Hz



MODEL	DIMENSION	CAPACITY(L)	INNER TEMPERATURE	POWER(W)	#OF SHELVES	#OF DOOR
DB-910FC-M	1220x690x2050	1000	0~10°C	340	2	1
DB-1000FC-M	1360x690x2050	1100	0~10°C	350	2	2



Under-counter Refrigerator

The under-counter refrigerator is not only convenient for placing ingredients, but also for placing other tables or equipment on top. This refrigerator has an efficient refrigeration system with environmentally friendly R290 refrigerant plus a sealing strip to keep the temperature to keep food fresh.

The under-counter refrigerator is designed with stainless steel inside and outside for durability and easy cleaning; the space under the refrigerator can be designed with intervals and door types; the underneath is equipped with casters for easy movement of the refrigerator to effectively manage the kitchen space.

DB-260
UNDERCOUNTER REFRIGERATOR





Under-counter Refrigerator



DB-380CF
UNDERCOUNTER REFRIGERATOR

Feature

- Caster wheel
- Stainless steel base
- Self closing door
- Digital Temperature controller
- Easy to Clean and Durable
- Undercounter Design
- Black fixed feet

DB-380BZ
UNDERCOUNTER REFRIGERATOR



MODEL	DIMENSION	CAPACITY(L)	INNER TEMPERATURE	POWER(W)	#OF SHELVES	#OF DOOR
DB-260	1200X800X800	260	-5~5°C	240	1	2
DB-380	1500X800X800	380	-5~5°C	260	1	2
DB-480	1800X800X800	480	-5~5°C	280	1	3
DB-260B	1200X800X800	260	0~5°C	240	1	2
DB-380B	1500X800X800	380	0~5°C	260	1	2
DB-480B	1800X800X800	480	0~5°C	280	1	3

DB-260T
UNDERCOUNTER REFRIGERATOR

- With drawers



DB-480P
UNDERCOUNTER REFRIGERATOR

- With salad table



Technical Specification	
Classification	Refrigeration
Refrigerant	R290
#OF DOORS	2/3
Voltage(V/Hz)	220~240/50
Door type	Hinged door
Cooling system	Fan cooling

Option

- Fan cooling
- Static cooling
- Freezing system
- #304 stainless
- Depth:600/700mm
- 100~115V/60Hz

MODEL	DIMENSION	CAPACITY(L)	INNER TEMPERATURE	POWER(W)	#OF SHELVES	#OF DOOR
DB-260T	1200X800X800	260	-5~5°C	240	1	2
DB-380T	1500X800X800	380	-5~5°C	260	1	2
DB-480T	1800X800X800	480	-5~5°C	280	1	3
DB-260P	1200X800X800	260	-5~5°C	240	1	2
DB-380P	1500X800X800	380	-5~5°C	260	1	2
DB-480P	1800X800X800	480	-5~5°C	280	1	3

