





ITALIA

COTTURA

MODULAR LINE

CATALOG

2023 | 2024



COMPANY PROFILE

We are a company specialized in manufacturing professional stainless steel cooking, refrigeration, processing and restoration equipment dedicated to professional gastronomy.

Choosing Cottura means trusting top-level Italian quality, but produced at Chinese costs.

The products are manufactured according to the principles of quality, energy saving and environmental protection. Furthermore, our Chinese team provides comprehensive logistics service, after-sales service and the necessary certificates of CE, Rosh, SASO, UL, ETL, while the products can achieve European energy class and American Energy Star.

Cottura! Italian Design, Chinese Efficiency.

Smart Investment.

PERFIL DE LA EMPRESA

Somos una empresa especializada en la fabricación de equipos profesionales de cocción, refrigeración, procesamiento y restauración en acero inoxidable dedicados a la gastronomía profesional. Elegir Cottura significa confiar en la calidad italiana de primer nivel, pero producida con costes chinos.

Los productos se fabrican según los principios de calidad, ahorro de energía y protección del medio ambiente. Además, nuestro equipo chino proporciona un servicio logístico integral, servicio posventa y los certificados necesarios de CE, Rosh, SASO, UL, ETL, mientras que los productos pueden alcanzar la clase energética europea y la Energy Star estadounidense.

Cottura! Diseño Italiano, Eficiencia China.

Inversión Inteligente.

PERFIL DE COMPANHIA

Somos uma empresa especializada no fabrico de equipamentos profissionais de cozinha, refrigeração, processamento e restauração em aço inoxidável dedicados à gastronomia profissional.

Escolher a Cottura significa confiar na qualidade italiana de alto nível, mas produzida a custos chineses.

Os produtos são fabricados de acordo com os princípios de qualidade, economia de energia e proteção ambiental. Além disso, nossa equipe chinesa fornece serviço logístico abrangente, serviço pós-venda e os certificados necessários de CE, Rosh, SASO, UL, ETL, enquanto os produtos podem atingir a classe energética europeia e a American Energy Star.

Cottura! Design Italiano, Eficiência Chinesa.

Investimento Inteligente.

STAINLESS STEEL REFRIGERATION



ITALIA

COTTURA

REFRIGERATION LINE

REACH-IN REFRIGERATOR

SOLID DOOR



Standard Features:

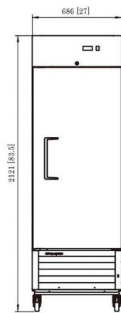
- Internal LED light.
- Stainless steel exterior & interior.
- Inner box curved edges for easy cleaning.
- Door lock and key standard for all refrigerators.
- Magnetic door gasket(s) standard for positive door seal.
- Reversible and automatically self close door when less than 90° open.
- Refrigerator climate class : N.
- Door handle can be customized with recessed door handles.
- Ventilated system, down duct refrigeration to ensure even distribution of air.
- Embraco compressor units with environmentally friendly R290 refrigerant.
- Digital thermostat Italian famous brand Dixell, Carel, ElieWell.

Optional:

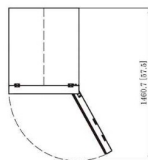
- Extra shelves: includes 4 shelf clips per shelf.
- Middle shelf.
- Adjustable feet.




GD-23BR



Front view



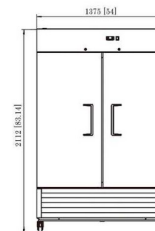
Door open size



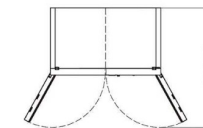
Side view



GD-49BR



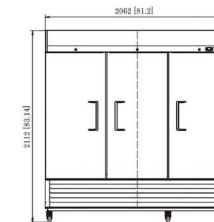
Front view



Door open size



GD-72BR



Front view



Side view





Model no	Product Dimensions WxDxH (inch)	Inside Dimensions WxDxH (inch)	Net Capacity (Cu.Ft.)	Voltage (V/Hz)	Temperature (°F)	Gross Weight (lb)	40" loading Quantity
GD-23BR	27"32"83.5	22.2"26.8"50.8	21	115/60	+33~+41	282	39
GD-23BF	27"32"83.5	22.2"26"50.8	21	115/60	-10~+10	298	39


Model no	Product Dimensions WxDxH (inch)	Inside Dimensions WxDxH (inch)	Net Capacity (Cu.Ft.)	Voltage (V/Hz)	Temperature (°F)	Gross Weight (lb)	40" loading Quantity
GD-49BR	54.1"32"83.5	49.4"26.8"50.8	47	115/60	+33~+41	452	21
GD-49BF	54.1"32"83.5	49.4"26.8"50.8	47	115/60	-10~+10	465	21
GD-72BR	81.2"32.1"83.3	76.5"26.5"60.4	72	115/60	+33~+41	615	13
GD-72BF	81.2"32.1"83.3	76.5"26.5"60.4	72	115/60	-10~+10	628	13

REACH-IN REFRIGERATOR

18/01/2024





With ETL certificate

Model No.	Picture	Description	Specification	Material
GD-23BR		Upright refrigerator with solid door	Unit Dimension(W/D/H inch): 27*32*83.5 Inside Dimension: 22.2*26.8*50.8 Packing Dimension: 28.3*33*84.6 Net Capacity: 23CFT Cooling system: Ventilated Refrigerant: R290 115V/60HZ Number of shelf: 3pcs Interior light: LED Digital thermostat: Carel Adjustable feet or four casters	Exterior: Aisi430, interior body: Aluminium, inside bottom: Aisi 304
GD-23BRG		Upright refrigerator with glass door	Unit Dimension(W/D/H inch): 27*32*83.5 Inside Dimension: 22.2*26.8*50.8 Packing Dimension: 28.3*33*84.6 Net Capacity: 23CFT Cooling system: Ventilated Refrigerant: R290 115V/60HZ Number of shelf: 3pcs Interior light: LED Digital thermostat: Carel Adjustable feet or four casters	Exterior: Aisi430, interior body: Aluminium, inside bottom: Aisi 304
GD-23BF		Upright freezer with solid door	Unit Dimension(W/D/H inch): 27*32*83.5 Inside Dimension: 22.2*26.8*50.8 Packing Dimension: 28.3*33*84.6 Net Capacity: 23CFT Cooling system: Ventilated Refrigerant: R290 115V/60HZ Number of shelf: 3pcs Interior light: LED Digital thermostat: Carel Adjustable feet or four casters	Exterior: Aisi430, interior body: Aluminium, inside bottom: Aisi 304
GD-23BFG		Upright freezer with glass door	Unit Dimension(W/D/H inch): 27*32*83.5 Inside Dimension: 22.2*26.8*50.8 Packing Dimension: 28.3*33*84.6 Net Capacity: 23CFT Cooling system: Ventilated Compressor: Embraco Refrigerant: R290 115V/60HZ Number of shelf: 3pcs Interior light: LED Digital thermostat: Carel Adjustable feet or four casters	Exterior: Aisi430, interior body: Aluminium, inside bottom: Aisi 304

GD-49BR		Double upright refrigerator with solid door	Unit Dimension(W/D/H inch): 54.1*32*83.5 Inside Dimension: 49.4*26.8*50.8 Packing Dimension: 55.7*33*84.6 Net Capacity: 49CFT Cooling system: Ventilated Compressor: Embraco Refrigerant: R290 115V/60HZ Number of shelf: 6pcs Interior light: LED Digital thermostat: Carel Adjustable feet or four casters	Exterior: Aisi430, interior body: Aluminium, inside bottom: Aisi 304
GD-49BRG		Double Upright refrigerator with glass doors	Unit Dimension(W/D/H inch): 54.1*32*83.5 Inside Dimension: 49.4*26.8*50.8 Packing Dimension: 55.7*33*84.6 Net Capacity: 49CFT Cooling system: Ventilated Refrigerant: R290 115V/60HZ Number of shelf: 6pcs Interior light: LED Digital thermostat: Carel Adjustable feet or four casters	Exterior: Aisi430, interior body: Aluminium, inside bottom: Aisi 304
GD-49BF		Double upright freezer with solid door	Unit Dimension(W/D/H inch): 54.1*32*83.5 Inside Dimension: 49.4*26.8*50.8 Packing Dimension: 55.7*33*84.6 Net Capacity: 49CFT Cooling system: Ventilated Compressor: Secop Refrigerant: R290 115V/60HZ Number of shelf: 6pcs Interior light: LED Digital thermostat: Carel Adjustable feet or four casters	Exterior: Aisi430, interior body: Aluminium, inside bottom: Aisi 304
GD-49BFG		Double Upright freezer with glass doors	Unit Dimension(W/D/H inch): 54.1*32*83.5 Inside Dimension: 49.4*26.8*50.8 Packing Dimension: 55.7*33*84.6 Net Capacity: 49CFT Cooling system: Ventilated Compressor: Embraco Refrigerant: R290 115V/60HZ Number of shelf: 6pcs Interior light: LED Digital thermostat: Carel Adjustable feet or four casters	Exterior: Aisi430, interior body: Aluminium, inside bottom: Aisi 304

UPRIGHT REFRIGERATOR & FREEZER

23/01/2024

Model No.	Picture	Description	Specification	Material
GD-STH27R		Upright refrigerator with solid door With ETL certificate	Unit Dimension(W/D/H inch): 27*32*83.5 Inside Dimension: 22.2*26.8*50.8 Packing Dimension: 28.3*33*84.6 Net Capacity: 23CFT Cooling system: Ventilated Refrigerant: R290 115V/60HZ Number of shelf: 3pcs Interior light: LED Digital thermostat: Carel Adjustable feet or four casters	Exterior: Aisi430, interior: Aisi 201, inside bottom: Aisi 304 Exterior: Aisi430, interior body: Aluminium, inside bottom: Aisi 304 Exterior: Aisi430, interior: Aisi 304
GD-STH27RG		Upright refrigerator with glass door With ETL certificate	Unit Dimension(W/D/H inch): 27*32*83.5 Inside Dimension: 22.2*26.8*50.8 Packing Dimension: 28.3*33*84.6 Net Capacity: 23CFT Cooling system: Ventilated Refrigerant: R290 115V/60HZ Number of shelf: 3pcs Interior light: LED Digital thermostat: Carel Adjustable feet or four casters	Exterior: Aisi430, interior: Aisi 201, inside bottom: Aisi 304 Exterior: Aisi430, interior body: Aluminium, inside bottom: Aisi 304 Exterior: Aisi430, interior: Aisi 304
GD-STH27F		Upright freezer with solid door With ETL certificate	Unit Dimension(W/D/H inch): 27*32*83.5 Inside Dimension: 22.2*26.8*50.8 Packing Dimension: 28.3*33*84.6 Net Capacity: 23CFT Cooling system: Ventilated Refrigerant: R290 115V/60HZ Number of shelf: 3pcs Interior light: LED Digital thermostat: Carel Adjustable feet or four casters	Exterior: Aisi430, interior: Aisi 201, inside bottom: Aisi 304 Exterior: Aisi430, interior body: Aluminium, inside bottom: Aisi 304 Exterior: Aisi430, interior: Aisi 304
GD-STH27FG		Upright freezer with glass door With ETL certificate	Unit Dimension(W/D/H inch): 27*32*83.5 Inside Dimension: 22.2*26.8*50.8 Packing Dimension: 28.3*33*84.6 Net Capacity: 23CFT Cooling system: Ventilated Refrigerant: R290 115V/60HZ Number of shelf: 3pcs Interior light: LED Digital thermostat: Carel Adjustable feet or four casters	Exterior: Aisi430, interior: Aisi 201, inside bottom: Aisi 304 Exterior: Aisi430, interior body: Aluminium, inside bottom: Aisi 304 Exterior: Aisi430, interior: Aisi 304

GD-STH54R		Double upright refrigerator with solid door With ETL certificate	Unit Dimension(W/D/H inch): 54.1*32*83.5 Inside Dimension: 49.4*26.8*50.8 Packing Dimension: 55.7*33*84.6 Net Capacity: 49CFT Cooling system: Ventilated Refrigerant: R290 115V/60HZ Number of shelf: 6pcs Interior light: LED Digital thermostat: Carel Adjustable feet or four casters	Exterior: Aisi430, interior: Aisi 201, inside bottom: Aisi 304 Exterior: Aisi430, interior body: Aluminium, inside bottom: Aisi 304 Exterior: Aisi430, interior: Aisi 304
GD-STH54RG		Double Upright refrigerator with glass doors With ETL certificate	Unit Dimension(W/D/H inch): 54.1*32*83.5 Inside Dimension: 49.4*26.8*50.8 Packing Dimension: 55.7*33*84.6 Net Capacity: 49CFT Cooling system: Ventilated Refrigerant: R290 115V/60HZ Number of shelf: 6pcs Interior light: LED Digital thermostat: Carel Adjustable feet or four casters	Exterior: Aisi430, interior: Aisi 201, inside bottom: Aisi 304 Exterior: Aisi430, interior body: Aluminium, inside bottom: Aisi 304 Exterior: Aisi430, interior: Aisi 304
GD-STH54F		Double upright freezer with solid door With ETL certificate	Unit Dimension(W/D/H inch): 54.1*32*83.5 Inside Dimension: 49.4*26.8*50.8 Packing Dimension: 55.7*33*84.6 Net Capacity: 49CFT Cooling system: Ventilated Refrigerant: R290 115V/60HZ Number of shelf: 6pcs Interior light: LED Digital thermostat: Carel Adjustable feet or four casters	Exterior: Aisi430, interior: Aisi 201, inside bottom: Aisi 304 Exterior: Aisi430, interior body: Aluminium, inside bottom: Aisi 304 Exterior: Aisi430, interior: Aisi 304
GD-STH54FG		Double Upright freezer with glass doors With ETL certificate	Unit Dimension(W/D/H inch): 54.1*32*83.5 Inside Dimension: 49.4*26.8*50.8 Packing Dimension: 55.7*33*84.6 Net Capacity: 49CFT Cooling system: Ventilated Refrigerant: R290 115V/60HZ Number of shelf: 6pcs Interior light: LED Digital thermostat: Carel Adjustable feet or four casters	Exterior: Aisi430, interior: Aisi 201, inside bottom: Aisi 304 Exterior: Aisi430, interior body: Aluminium, inside bottom: Aisi 304 Exterior: Aisi430, interior: Aisi 304

Options

Heating membrane tempered glass door

Low E glass

LED TV screen for lamp box models

Hot and heat function

UV function

Different colors

Door auto return

ITALIA

COTTURA
REFRIGERATION LINE

Date: 2023-12-13

Lamp box

Lamp box

Lamp box

Lamp box

Lamp box

No lamp box

No lamp box

Model No.		LC-160	LC-360	LC-480	LC-800	LC-1200	LC-480N	LC-580N
Picture								

CAPACITY	L	135	310	466	680	1090	466	548
Voltage		220V/60Hz	220V/60Hz	220V/60Hz	220V/60Hz	220V/60Hz	220V/60Hz	220V/60Hz
Temperature		2-8°C	2-8°C	2-8°C	2-8°C	2-8°C	2-8°C	2-8°C
FEATURES								
General Features	Outside Color	White	White	White	White	White	White	White
	Inner cabinet	White painted Aluminium	White painted Aluminium	White painted Aluminium	White painted Aluminium	White painted Aluminium	White painted Aluminium	White painted Aluminium
	No. of doors	1	1	1	2	2	1	1
	Wheel	4	4	2	4	4	4	4
	Door Design	Glass Door	Glass Door	Glass Door	Glass Door	Glass Door	Glass Door	Glass Door
	Digital Thermostat	yes	yes	yes	yes	yes	yes	yes
	Handle	yes/recessed	yes/recessed	yes/recessed	yes/pull handle outside	yes/pull handle outside	yes/recessed	yes/recessed
	Lock	yes	yes	yes	yes	yes	yes	yes
	Cabinet inside fan	1	1	1	2	3	1	1
	Cooling fan	1	1	1	1	1	1	1
	Defrosting	manual	manual	manual	manual	Automatic	manual	manual
	Refrigerant	R290	R290	R290	R290	R290	R290	R290
	Condenser	bottom	bottom	bottom	back	top	bottom	bottom
Evaporator	Inside	inside	Aluminum fin	Inside	Aluminum fin	Aluminum fin	Aluminum fin	
Foam Blowing Agent	cyclopentane	cyclopentane	cyclopentane	cyclopentane	cyclopentane	cyclopentane	cyclopentane	
Chiller Compartment	Shelf (Material / No.)	wire/5	wire/5	wire/5	wire/5	wire/10	wire/5	
	Temp. Control	Mechanical	Mechanical	Mechanical	Mechanical	Electronical	Mechanical	
Net	W'D'H:mm	390x465x1775	600 X 572 X 1915	610x724x2040	1050 X 680 X 1995	1220 X 720 X 2040	610x724x1845	700x730x1890
Packing	W'D'H:mm	450x530x1840	650x 610 X 1980	660x775x2110	1100X 725 X 2050	1260X 760X 2040	660x775x1910	750x780x1950
Weight	Net / Gross /Kg	48/51	66/72	87/94	120/130	167/170	65/73	68/76
Load Capacity	40°C	141	76	51	32	27	69	45
MOQ	40°C	141	76	51	32	27	69	45

Cottura - VisiCooler 110V 60HZ Showcase

Options

Heating membrane tempered glass door

Low E glass

LED TV screen for lamp box models

Hot and heat function

UV function

Different colors

Door auto return

ITALIA

COTTURA

REFRIGERATION LINE

Date: 2023-12-15

Lamp box

Lamp box

Lamp box

Lamp box

Lamp box

No lamp box


No lamp box

Model No.		LC-160	LC-360	LC-480	LC-800	LC-1200	LC-480N	LC-580N
Picture								

CAPACITY	L	135	310	466	680	1090	466	548
Voltage		110V/60Hz	110V/60Hz	110V/60Hz	110V/60Hz	110V/60Hz	110V/60Hz	110V/60Hz
Temperature		2~8°C	2~8°C	2~8°C	2~8°C	2~8°C	2~8°C	2~8°C
FEATURES								
General Features	Outside Color	White	White	White	White	White	White	White
	Inner cabinet	White painted Aluminium	White painted Aluminium	White painted Aluminium	White painted Aluminium	White painted Aluminium	White painted Aluminium	White painted Aluminium
	No. of doors	1	1	1	2	2	1	1
	Wheel	4	4	2	4	4	4	4
	Door Design	Glass Door	Glass Door	Glass Door	Glass Door	Glass Door	Glass Door	Glass Door
	Digital Thermostat	yes	yes	yes	yes	yes	yes	yes
	Handle	yes/recessed	yes/recessed	yes/recessed	yes/pull handle outside	yes/pull handle outside	yes/recessed	yes/recessed
	Lock	yes	yes	yes	yes	yes	yes	yes
	Cabinet inside fan	1	1	1	2	3	1	1
	Cooling system	Ventilated	Ventilated	Ventilated	Ventilated	Ventilated	Ventilated	Ventilated
	Defrosting	manual	manual	manual	manual	Automatic	manual	manual
	Refrigerant	R290	R290	R290	R290	R290	R290	R290
	Condenser	bottom	bottom	bottom	back	top	bottom	bottom
	Evaporator	Inside	Inside	Aluminum fin	Inside	Aluminum fin	Aluminum fin	Aluminum fin
Foam Blowing Agent	cyclopentane	cyclopentane	cyclopentane	cyclopentane	cyclopentane	cyclopentane	cyclopentane	
Chiller Compartment	Shelf (Material / No.)	wire/5	wire/5	wire/5	wire/5	wire/10	wire/5	wire/5
	Temp. Control	Mechanical	Mechanical	Mechanical	Mechanical	Electronical	Mechanical	Mechanical
Net	W*D*Hmm	390X465X1775	600 X 572 X 1915	610x724x2040	1050 X 660 X 1995	1220 X 720 X 2040	610x724x1845	700x730x1890
Packing	W*D*Hmm	450X530X1840	650X 610 X1980	660x775x2110	1100X 725 X 2050	1260X 760X 2040	660x775x1910	750x780x1950
Weight	Net / Gross /Kg	48/51	66/72	87/94	120/130	167/170	65/73	68/76
Load Capacity	40°C	141	76	51	32	27	69	45
MOQ	40°C	141	76	51	32	27	69	45

05/01/2024


LISTA DE PRECIOS - VISICOOLER WITHOUT LIGHT BOX

Photo	Model	Unit size (L*W*H mm)	Package size (L*W*H mm)	Capacity	Door	Temperature (°C)	Gas	Specification	40HQ Loading (pcs)
	GD-ALG620	620×635×1995	660×670×2095	387L	1	0°+10°C	Donper/ Husyi (R290)	1. External&internal material: painted steel; 2. Condensor with copper ends; 3. Copper evaporator with copper ends; 4. Voltage: 220V/60HZ; 5. Full glass door without heater ;	54
	GD-ALG1100	1120×635×1995	1160×670×2095	758L	2			6. Fan cooling with electronic Fan motor, automatic defrosting;	36
	GD-ALG1680	1680×635×1995	1720×670×2095	1173L	3			7. 3 pieces per door of PVC shelf, with price tag; 8. Vertical white led light;	20
	GD-ALG2240	2240×635×1995	2280×670×2095	1608L	4			9. Water tray: self-evaporation; 10. Switch for light and switch for on/off; 11. Digital temperature control; 12. Foam+crate pallet, with shipping label 13. Door automatic return. 14. Condenser on the down of the back	18

Remarks and conditions:

- 1) Price Term: FOB Nansha, MOQ: mixed 40'HQ.
- 2) Payment: T/T 30% deposit and pay off balance before shipment;
- 3) Delivery time: around 30 working days after receive the deposit and confirmed artwork
- 4) Warranty: 2 years for compressor, 1 year for rest parts . 1% free spare parts against container order qty.

05/01/2024

LISTA DE PRECIOS - VISICOOLER WITH LIGHT BOX									
Photo	Model	Unit size (L*W*H mm)	Package size (L*W*H mm)	Capacity	Door	Temperature (°C)	Gas	Specification	40HQ Loading (pcs)
	GD-DLG620	620×735×2090	660×775×2190	500L	1	0~+10°C	Donper/ Huayi (R290)	1. External&internal material: painted steel; 2. Web-type painted steel condensor with copper ends; 3. Copper evaporator with copper ends; 4. Voltage: 220V/60HZ; 5. Hollow glass door without heater , aluminum door frame; 6. Fan cooling with electronic Fan motoer,automatic defrosting; 7. 5 pieces per door of PVC shelf, with price tag; 8. Vertical white led light; 9. Water tray: self-evaporation; 10. Switch for light and switch for on/off; 11. Digital temperature control; 12. Foam+crate pallet, with shipping label; 13. Door automatic return. Condenser on the up of the back	34
	GD-DLG1250	1250×735×2090	1290×775×2190	1200L	2				27
	GD-DLG1880	1880×735×2090	1920×775×2190	1800L	3				14

Remarks and conditions:

- 1) Price Term: FOB Nansha, MOQ:mixed 40'HQ.
- 2) Payment: T/T 30% deposit and pay off balance before shipment;
- 3) Delivery time: around 30 working days after receive the deposit and confirmed artwork
- 4) Warranty: 2 years for compressor, 1 year for rest parts . 1% free spare parts against container order qty.

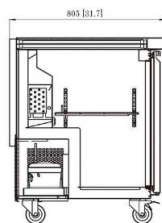
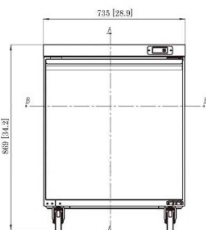


UNDER COUNTER

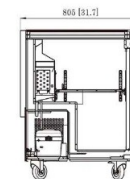
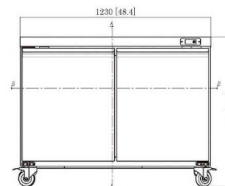
SOLID DOOR

Standard Features:

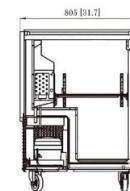
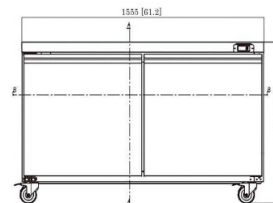
- Stainless steel interior and exterior, Floors and rounded cabinet corners for easy cleaning.
- Door lock and key standard for all refrigerators, door handle can be customized.
- Includes 1 adjustable and removable wire shelf per section, heavy duty shelves.
- Digital temperature controls with LED display for precise adjustment and automatic defrosting system.
- Reversible doors and automatically self close when less than 90° open.
- Magnetic sealing strip keeps the cold air inside. Easy to remove without use of tools.
- Ventilated system, down duct refrigeration to ensure even distribution of air.
- Embraco compressor units with environmentally friendly R290 refrigerant.



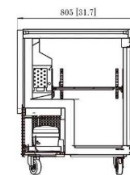
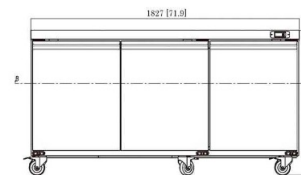
COT-29R



COT-48R



COT-60R



COT-72R

Model no	Product Dimensions WxDxH (inch)	Net Capacity (Cu.Ft.)	Voltage (V/Hz)	Temperature (°F)	Doors	Gross Weight (lb)	40°loading Quantity
COT-29R	29*31.7*34.2	6.7	115/60	+33→+41	1	172	60
COT-48R	48*31.7*34.2	11.1	115/60	+33→+41	2	231	44
COT-60R	61*31.7*34.2	14.1	115/60	+33→+41	2	265	28
COT-72R	72*31.7*34.2	16.6	115/60	+33→+41	3	315	26

Model no	Product Dimensions WxDxH (inch)	Net Capacity (Cu.Ft.)	Voltage (V/Hz)	Temperature (°F)	Doors	Gross Weight (lb)	40°loading Quantity
COT-29F	29*31.7*34.2	6.7	115/60	-10→+10	1	179	60
COT-48F	48*31.7*34.2	11.1	115/60	-10→+10	2	245	44
COT-60F	61*31.7*34.2	14.1	115/60	-10→+10	2	280	28
COT-72F	72*31.7*34.2	16.6	115/60	-10→+10	3	330	26

PIZZA PREP TABLE

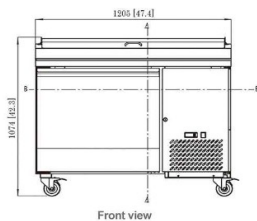
SOLID DOOR

Standard Features:

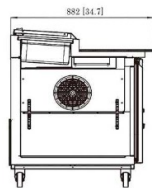
- American fashionable style Pizza table.
- Stainless steel interior and exterior.
- Reversible doors and automatically self close when less than 90° open.
- Inner box curved edges for easy cleaning.
- Magnetic sealing strip keeps the cold air inside. Easy to remove without use of tools.
- Door lock and key standard for all refrigerators, door handle can be customized.
- Digital thermostat Italian famous brand Dixell, Carel, Eliwell.
- High quality famous compressor: Embraco.

Optional:

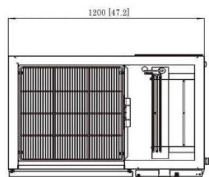
- Fans: Germany Well-known brand EBM fans.
- Automatic defrost cooling system.
- Adjustable stainless steel feet or lockable casters.



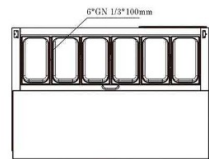
Front view



Side view

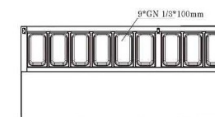
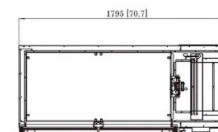
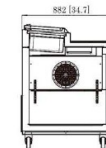



Back view

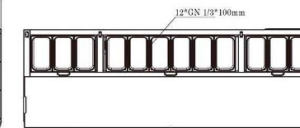
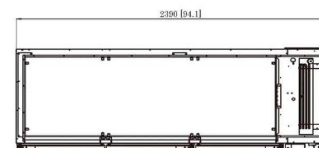
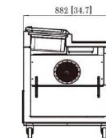
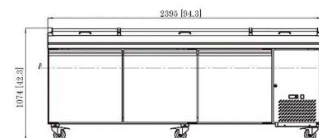


Top view

COT-47



COT-67



COT-94

Model no	Product Dimensions WxDxH (inch)	Net Capacity (Cu.Ft.)	Voltage (V/Hz)	Temperature (°F)	Doors	Gross Weight (lb)	40" loading Quantity
COT-47	47.4" x 34.7" x 42.3"	10.95	115/60	+33~+41	1	295	42
COT-67	70.9" x 34.7" x 42.3"	20.91	115/60	+33~+41	2	405	24
COT-94	94.3" x 34.7" x 42.3"	30.87	115/60	+33~+41	3	527	16

SALAD PREP TABLE

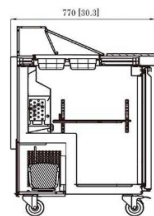
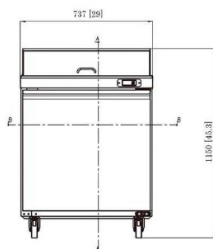
SOLID DOOR

Standard Features:

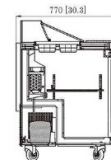
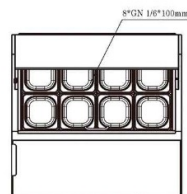
- American fashionable style Saladette.
- Stainless steel interior and exterior.
- Automatically self close when less than 90° open.
- Inner box curved edges for easy cleaning.
- Magnetic sealing strip keeps the cold air inside. Easy to remove without use of tools.
- Door lock and key standard for all refrigerators, door handle can be customized.
- Digital thermostat Italian famous brand Dixell, Carel, Eliwell.
- High quality famous compressor: Embraco.

Optional:

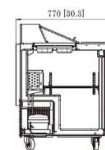
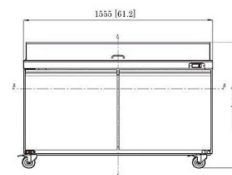
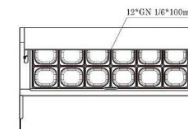
- Fans: Germany Well-known brand EBM fans.
- Automatic defrost cooling system.
- Adjustable stainless steel feet or lockable casters.



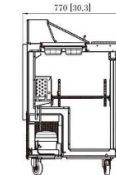
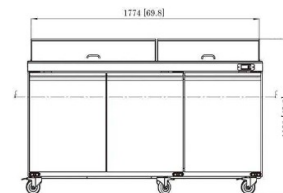
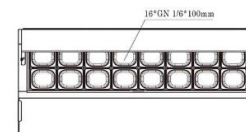
TSSU-29



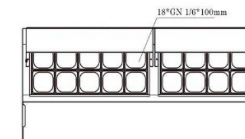
COT-48



COT-60



COT-72



Model no	Product Dimensions WxDxH (inch)	Net Capacity (Cu.Ft.)	Voltage (V/Hz)	Temperature (°F)	Doors	Gross Weight (lb)	40°loading Quantity
cot-29	29\"/>						
cot-48	48.5\"/>						
cot-60	61.2\"/>						
cot-72	69.8\"/>						

BACKBAR COUNTER

Standard Features:

- Exterior material: Black powder painted steel.
- Interior material of cabinet: Embossed aluminium.
- Interior material of drawer: SUS 201.
- Reversible self-closing door.
- Copper tube and aluminum finned evaporator.
- Digital thermostat.
- Ventilated cooling.
- Automatic defrost.



Optional:

- Adjustable feet or castors.
- With GN1/3, GN2/3, GN1/2 drawers.
- Interior lighting LED.



BACKBAR COUNTER GLASS DOOR



Standard Features:

- Exterior material: Black powder painted steel.
- Interior material of cabinet: Embossed aluminium.
- Reversible self-closing door.
- Copper tube and aluminum finned evaporator.
- Digital thermostat.
- Ventilated cooling.
- Automatic defrost.


Optional:

- Adjustable feet or castors.
- Interior lighting LED.
- Stainless steel shelf.
- Touch screen.



Glass Door

Model no	Dimensions (mm)	Net capacity (L)	Temperature (°C)	Compressor	Thermostat	Coolant	40°loading Quantity
DC210G	1465*520*840	280	2→8	Embraco	Carel	R290	54
DC310G	2025*520*840	425	2→8	Embraco	Carel	R290	43
DC410G	2545*520*840	600	2→8	Embraco	Carel	R290	34



BACKBAR WITH SLIDING DOOR

Standard Features:

- Automatic self-closing sliding door.
- Double layers tempered glass.
- Removable digital thermostat.
- 2 adjustable shelves per door.
- Interior LED light.
- Fan assisted cooling.
- Replaceable door gasket.
- Lock and key.



Sliding door with 84mm Height

Model no	Dimensions (mm)	Net capacity (L)	Temperature (°C)	Compressor	Thermostat	Coolant	40°loading Quantity
8BD-198S	900*520*840	198	0→8	ZEL	Carel	R600a	144
8BT-320S	1350*520*840	320	0→8	ZEL	Carel	R600a	99

Hinged door with 90mm Height

Model no	Dimensions (mm)	Net capacity (L)	Temperature (°C)	Compressor	Thermostat	Coolant	40°loading Quantity
8BD-230S	900*520*900	208	0→8	ZEL	Carel	R600a	96
8BT-350S	1350*520*900	330	0→8	ZEL	Carel	R600a	66



2 doors

Model no	Dimensions (mm)	Net capacity (L)	Temperature (°C)	Compressor	Thermostat	Coolant	40°loading Quantity
DC210	1465*520*840	280	2→8	Embraco	Carel	R290	54



1 door + 2 * GN1/2 drawers

Model no	Dimensions (mm)	Net capacity (L)	Temperature (°C)	Compressor	Thermostat	Coolant	40°loading Quantity
DC220	1465*520*840	280	2→8	Embraco	Carel	R290	54



COTTURA Price List for American Cooler 22V60Hz

UNDER-COUNTER

With ETL certificate



Can option this style of handle



Model No.	Picture	Description	Specification	Material
COT-29BRT		Under counter refrigerator with one door	Unit Dimension(W/D/H inch): 29*30.3*38.3 Packing Dimension: 31*33.9*40.7 Net Capacity: 6.7CFT Cooling system: Ventilated Refrigerant: R290 220V/60HZ Interior light: LED Digital thermostat: Carel Adjustable feet or four casters	Exterior: Aisi430, interior body: Aluminium, inside bottom: Aisi 304
COT-29BFT		Under counter freezer with one door	Unit Dimension(W/D/H inch): 29*30.3*38.3 Packing Dimension: 31*33.9*40.7 Net Capacity: 6.7CFT Cooling system: Ventilated Refrigerant: R290 220V/60HZ Interior light: LED Digital thermostat: Carel Adjustable feet or four casters	Exterior: Aisi430, interior body: Aluminium, inside bottom: Aisi 304
COT-48BRT		Under counter refrigerator with two doors	Unit Dimension(W/D/H inch): 48*30.3*38.3 Packing Dimension: 50*33.9*40.7 Net Capacity: 11.1CFT Cooling system: Ventilated Refrigerant: R290 220V/60HZ Interior light: LED Digital thermostat: Carel Adjustable feet or four casters	Exterior: Aisi430, interior body: Aluminium, inside bottom: Aisi 304
COT-48BF		Under counter freezer with two doors	Unit Dimension(W/D/H inch): 48*30.3*38.3 Packing Dimension: 50*33.9*40.7 Net Capacity: 11.1CFT Cooling system: Ventilated Compressor: Secop Refrigerant: R290 220V/60HZ Interior light: LED Digital thermostat: Carel Adjustable feet or four casters	Exterior: Aisi430, interior body: Aluminium, inside bottom: Aisi 304

COT-60BRT		Under counter refrigerator with two doors	Unit Dimension(W/D/H inch): 61*30.3*38.3 Packing Dimension: 63*33.9*40.7 Net Capacity: 14.1CFT Cooling system: Ventilated Compressor: Secop Refrigerant: R290 220V/60HZ Interior light: LED Digital thermostat: Carel Adjustable feet or four casters	Exterior: Aisi430, interior body: Aluminium, inside bottom: Aisi 304
COT-60BF		Under counter freezer with two doors	Unit Dimension(W/D/H inch): 61*30.3*38.3 Packing Dimension: 63*33.9*40.7 Net Capacity: 14.1CFT Cooling system: Ventilated Compressor: Secop Refrigerant: R290 220V/60HZ Interior light: LED Digital thermostat: Carel Adjustable feet or four casters	Exterior: Aisi430, interior body: Aluminium, inside bottom: Aisi 304
COT-72BRT		Under counter refrigerator with three doors	Unit Dimension(W/D/H inch): 72*30.3*38.3 Packing Dimension: 74*33.9*40.7 Net Capacity: 16*6CFT Cooling system: Ventilated Compressor: Secop Refrigerant: R290 220V/60HZ Interior light: LED Digital thermostat: Carel Adjustable feet or four casters	Exterior: Aisi430, interior body: Aluminium, inside bottom: Aisi 304
COT-72BFT		Under counter freezer with three doors	Unit Dimension(W/D/H inch): 72*30.3*38.3 Packing Dimension: 74*33.9*40.7 Net Capacity: 16.6CFT Cooling system: Ventilated Refrigerant: R290 220V/60HZ Interior light: LED Digital thermostat: Carel Adjustable feet or four casters	Exterior: Aisi430, interior body: Aluminium, inside bottom: Aisi 304

UNDER-COUNTER

23/01/2024

With ETL certificate



Model No.	Picture	Description	Specification	Material
COT-298R		Under counter refrigerator with one door	Unit Dimension(W/D/H inch): 29*30.3*38.3 Packing Dimension: 31*33.9*40.7 Net Capacity: 6.7CFT Cooling system: Ventilated Refrigerant: R290 115V/60HZ Interior light: LED Digital thermostat: Carel Adjustable feet or four casters	Exterior: Aisi430, interior: Aisi 201, inside bottom: Aisi 304
				Exterior: Aisi430, interior: Aisi 304
				Exterior: Aisi430, interior body: Aluminium, inside bottom: Aisi 304
COT-298F		Under counter freezer with one door	Unit Dimension(W/D/H inch): 29*30.3*38.3 Packing Dimension: 31*33.9*40.7 Net Capacity: 6.7CFT Cooling system: Ventilated Refrigerant: R290 115V/60HZ Interior light: LED Digital thermostat: Carel Adjustable feet or four casters	Exterior: Aisi430, interior: Aisi 201, inside bottom: Aisi 304
				Exterior: Aisi430, interior: Aisi 304
				Exterior: Aisi430, interior body: Aluminium, inside bottom: Aisi 304
COT-488R		Under counter refrigerator with two doors	Unit Dimension(W/D/H inch): 48*30.3*38.3 Packing Dimension: 50*33.9*40.7 Net Capacity: 11.1CFT Cooling system: Ventilated Refrigerant: R290 115V/60HZ Interior light: LED Digital thermostat: Carel Adjustable feet or four casters	Exterior: Aisi430, interior: Aisi 201, inside bottom: Aisi 304
				Exterior: Aisi430, interior: Aisi 304
				Exterior: Aisi430, interior body: Aluminium, inside bottom: Aisi 304
COT-488F		Under counter freezer with two doors	Unit Dimension(W/D/H inch): 48*30.3*38.3 Packing Dimension: 50*33.9*40.7 Net Capacity: 11.1CFT Cooling system: Ventilated Refrigerant: R290 115V/60HZ Interior light: LED Digital thermostat: Carel Adjustable feet or four casters	Exterior: Aisi430, interior: Aisi 201, inside bottom: Aisi 304
				Exterior: Aisi430, interior: Aisi 304
				Exterior: Aisi430, interior body: Aluminium, inside bottom: Aisi 304

COT-608R		Under counter refrigerator with two doors	Unit Dimension(W/D/H inch): 61*30.3*38.3 Packing Dimension: 63*33.9*40.7 Net Capacity: 14.1CFT Cooling system: Ventilated Refrigerant: R290 115V/60HZ Interior light: LED Digital thermostat: Carel Adjustable feet or four casters	Exterior: Aisi430, interior: Aisi 201, inside bottom: Aisi 304
				Exterior: Aisi430, interior: Aisi 304
				Exterior: Aisi430, interior body: Aluminium, inside bottom: Aisi 304
COT-608F		Under counter freezer with two doors	Unit Dimension(W/D/H inch): 61*30.3*38.3 Packing Dimension: 63*33.9*40.7 Net Capacity: 14.1CFT Cooling system: Ventilated Refrigerant: R290 115V/60HZ Interior light: LED Digital thermostat: Carel Adjustable feet or four casters	Exterior: Aisi430, interior: Aisi 201, inside bottom: Aisi 304
				Exterior: Aisi430, interior: Aisi 304
				Exterior: Aisi430, interior body: Aluminium, inside bottom: Aisi 304
COT-728RT		Under counter refrigerator with three doors	Unit Dimension(W/D/H inch): 72*30.3*38.3 Packing Dimension: 74*33.9*40.7 Net Capacity: 16*6CFT Cooling system: Ventilated Refrigerant: R290 115V/60HZ Interior light: LED Digital thermostat: Carel Adjustable feet or four casters	Exterior: Aisi430, interior: Aisi 201, inside bottom: Aisi 304
				Exterior: Aisi430, interior: Aisi 304
				Exterior: Aisi430, interior body: Aluminium, inside bottom: Aisi 304
COT-728FT		Under counter freezer with three doors	Unit Dimension(W/D/H inch): 72*30.3*38.3 Packing Dimension: 74*33.9*40.7 Net Capacity: 16.6CFT Cooling system: Ventilated Refrigerant: R290 115V/60HZ Interior light: LED Digital thermostat: Carel Adjustable feet or four casters	Exterior: Aisi430, interior: Aisi 201, inside bottom: Aisi 304
				Exterior: Aisi430, interior: Aisi 304
				Exterior: Aisi430, interior body: Aluminium, inside bottom: Aisi 304

COTTURA Price List for American Cooler 22V60Hz

PREP TABLE

With ETL certificate



Can option this style of handle



Model No.	Picture	Description	Specification	Material
COT-29T		Saladette with one door/Prep tables	Unit Dimension(W/D/H inch): 29*30.3*45.4 Packing Dimension: 31*33.9*47.8 Net Capacity: 7.6CFT GN Pans:8*1/6*100mm Cooling system: Ventilated Refrigerant: R290 220V/60HZ Interior light: LED Digital thermostat: Carel Adjustable feet or four casters	Exterior: Aisi430, interior body: Aluminium, inside bottom: Aisi 304
COT-48T		Saladette with two doors/Prep tables	Unit Dimension(W/D/H inch): 48*30.3*45.4 Packing Dimension: 50.4*33.9*47.8 Net Capacity: 13.8CFT GN Pans:12*1/6*100mm Cooling system: Ventilated Refrigerant: R290 220V/60HZ Interior light: LED Digital thermostat: Carel Adjustable feet or four casters	Exterior: Aisi430, interior body: Aluminium, inside bottom: Aisi 304
COT-60T		Saladette with two doors/Prep tables	Unit Dimension(W/D/H inch): 60*30.3*45.4 Packing Dimension: 63*33.9*47.8 Net Capacity: 17.8CFT GN Pans:16*1/6*100mm Cooling system: Ventilated Refrigerant: R290 220V/60HZ Interior light: LED Digital thermostat: Carel Adjustable feet or four casters	Exterior: Aisi430, interior body: Aluminium, inside bottom: Aisi 304
COT-72T		Saladette with three doors/Prep tables	Unit Dimension(W/D/H inch): 72*30.3*45.4 Packing Dimension: 74*33.9*47.8 Net Capacity: 21.22CFT GN Pans:18*1/6*100mm Cooling system: Ventilated Refrigerant: R290 220V/60HZ Interior light: LED Digital thermostat: Carel Adjustable feet or four casters	Exterior: Aisi430, interior body: Aluminium, inside bottom: Aisi 304



ITALIA

COTTURA

REFRIGERATION LINE



PREP TABLE

23/01/2024

With ETL certificate

Model No.	Picture	Description	Specification	Material
COT-47		Saladette with one door /Prep tables	Unit Dimension(W/D/H inch): 47*34.6*42 Packing Dimension: 48.4*38.2*44.4 Net Capacity: 11CFT Cooling system: Ventilated Refrigerant: R290 115V/60HZ Interior light: LED Digital thermostat: Carel Adjustable feet or four casters	Exterior: Aisi430, interior: Aisi 201, inside bottom: Aisi 304 Exterior: Aisi430, interior body: Aluminium, inside bottom: Aisi 304 Exterior: Aisi430, interior: Aisi 304
COT-67		Saladette with two door /Prep tables	Unit Dimension(W/D/H inch): 71*34.6*42 Packing Dimension: 73*38.2*44.4 Net Capacity: 21CFT Cooling system: Ventilated Refrigerant: R290 115V/60HZ Interior light: LED Digital thermostat: Carel Adjustable feet or four casters	Exterior: Aisi430, interior: Aisi 201, inside bottom: Aisi 304 Exterior: Aisi430, interior body: Aluminium, inside bottom: Aisi 304 Exterior: Aisi430, interior: Aisi 304
COT-94		Saladette with three door/Prep tables	Unit Dimension(W/D/H inch): 94*34.6*42 Packing Dimension: 96*38.2*44.4 Net Capacity: 31CFT Cooling system: Ventilated Refrigerant: R290 115V/60HZ Interior light: LED Digital thermostat: Carel Adjustable feet or four casters	Exterior: Aisi430, interior: Aisi 201, inside bottom: Aisi 304 Exterior: Aisi430, interior body: Aluminium, inside bottom: Aisi 304 Exterior: Aisi430, interior: Aisi 304
COT-29		Saladette with one door/Prep tables	Unit Dimension(W/D/H inch): 29*30.3*45.4 Packing Dimension: 31*33.9*47.8 Net Capacity: 7.6CFT Cooling system: Ventilated Refrigerant: R290 115V/60HZ Interior light: LED Digital thermostat: Carel Adjustable feet or four casters	Exterior: Aisi430, interior: Aisi 201, inside bottom: Aisi 304 Exterior: Aisi430, interior: Aisi 304 Exterior: Aisi430, interior body: Aluminium, inside bottom: Aisi 304
COT-48		Saladette with two doors/Prep tables	Unit Dimension(W/D/H inch): 48.4*30.3*45.4 Packing Dimension: 50.4*33.9*47.8 Net Capacity: 13.8CFT Cooling system: Ventilated Refrigerant: R290 115V/60HZ Interior light: LED Digital thermostat: Carel Adjustable feet or four casters	Exterior: Aisi430, interior: Aisi 201, inside bottom: Aisi 304 Exterior: Aisi430, interior: Aisi 304 Exterior: Aisi430, interior body: Aluminium, inside bottom: Aisi 304



COT-60		Saladette with two doors/Prep tables	Unit Dimension(W/D/H inch): 61.2*30.3*45.4 Packing Dimension: 63*33.9*47.8 Net Capacity: 17.8CFT Cooling system: Ventilated Refrigerant: R290 115V/60HZ Interior light: LED Digital thermostat: Carel Adjustable feet or four casters	Exterior: Aisi430, interior: Aisi 201, inside bottom: Aisi 304 Exterior: Aisi430, interior: Aisi 304 Exterior: Aisi430, interior body: Aluminium, inside bottom: Aisi 304
COT-72		Saladette with three doors/Prep tables	Unit Dimension(W/D/H inch): 72*30.3*45.4 Packing Dimension: 74*33.9*47.8 Net Capacity: 21.2CFT Cooling system: Ventilated Refrigerant: R290 115V/60HZ Interior light: LED Digital thermostat: Carel Adjustable feet or four casters	Exterior: Aisi430, interior: Aisi 201, inside bottom: Aisi 304 Exterior: Aisi430, interior: Aisi 304 Exterior: Aisi430, interior body: Aluminium, inside bottom: Aisi 304

CHEF BASES



Standard Features:

- Stainless steel exterior and interior.
- Carel digital controller.
- Heavy duty embraco controller with environmentally friendly R290 refrigerant.
- Maintains temperatures between 32°F - 41°F.
- Heavy duty stainless steel drawer slides and rollers.
- Magnetic drawer gaskets.
- Recessed door handles.
- Pre-installed casters.
- Gravity fed self closing drawers.
- Step design on the counter-top.

Optional:

- Stainless steel pan or PC pan.



Model no	Dimensions (inch)	Net capacity (L)	Temperature (°F)	Compressor	Thermostat	Coolant	40"loading Quantity
CB36TN	36.2"32.3"27	72	32-41	Embraco	Carel	R290	78
CB52TN	52.8"32.3"27	131	32-41	Embraco	Carel	R290	48
CB72TN	72.2"32.3"27	178	32-41	Embraco	Carel	R290	39



BEVERAGE COOLER

CLASSIC LINE



Standard Features:

- Self-evaporating water tray.
- LED vertical lighting + canopy LED light.
- Double glass and self-closing door.
- With lock and key.
- With black plastic handle and plastic door frame.
- Interior made of painted aluminium.

Optional:

- Additional wire shelf available.
- Promotional stickers/serigraphy available.
- Universal wheel with brake available.



GD-P160SH



GD-P338SH

Model no	Product Dimensions (mm)	Product Capacity (L)	Temp.Range (°C)	Shelf.No	Package Dimensions (mm)	40HQ load capacity
GD-P160SH	390*475*1980	160	0-10	4	450*530*1950	139
GD-P338SH	578*605*1980	338	0-10	4	624*630*2025	75
GD-P338VH	578*605*1980	338	0-10	4	624*630*2025	75



GD-P1000VS



GD-P1500VH

Model no	Product Dimensions (mm)	Product Capacity (L)	Temp.Range (°C)	Shelf.No	Package Dimensions (mm)	40HQ load capacity
GD-P1000VH	1130*700*2023	1000	0-10	8	1180*750*2100	30
GD-P1000VS	1130*720*2023	1000	0-10	8	1180*770*2100	30
GD-P1500VH	1710*720*2063	1500	0-10	15	1760*770*2140	15

JUICE DISPENSER



LSJ9LX1



LSJ9LX2



LSJ12LX1



LSJ12LX2



LSJ18LX1



LSJ18LX2



LSJ25L



LSJ25LS



LSJ9LX3



LSJ9LX4



LSJ12LX3



LSJ12LX4



LSJ18LX3



LSJ25LX2S

SLUSH MACHINE

Standard Features:

- 10 Liter machine guarantee the production and distribution of frozen drinks quickly at surprisingly low cost.
- These machine represent the best solution for slush, sher. bet, yogurt, cappuccino, and frozen drinks.

- Compact and luxurious in design.
- Frozen and liquid drinks 2 in 1 machine.
- Night mode to keep the drinks fresh over night.
- Two large 10 liter hoppers for optimum cooling and serving capacity.
- High quality in compressor and wonderful working performance.
- LED light in illumination on top of the machine, to make the drinks more attractive.
- R304 stainless steel and ABS body panel for your choice.
- Food-grade high density polycarbonate bowl, health and environmental protection.
- Bowl and faucet easy to disassemble for quick cleaning and utmost hygiene.



XRJ10L*1N



XRJ10L*2N



XRJ10L*3N



XRJ12L*1T



XRJ12L*2T



XRJ12L*3T

FOOD PROCESSING EQUIPMENT



COTTURA
FOOD PROCESSING EQUIPMENT

Blenders

FT-308		<ol style="list-style-type: none"> 1.High quality food grade Stainless steel blade with Japan NSK bearing and Taiwan oil seals 2.Jar material: High quality food grade transparent polycarbonate 3.Big size motor with 26000rpm 4.Over current protect switch Over heating motor protector 5.Motor power:1500W, 6.Strong clutch with stainless steel insert, longer using life 7.Jar Capacity:1.6liters
FTA-35MS		<ol style="list-style-type: none"> 1.High quality food grade Stainless steel blade with Japan NSK bearing and Taiwan oil seals 2.Jar material: High quality food grade transparent polycarbonate 3.Big size motor with 28000rpm 4.Strong clutch with stainless steel insert,more stronger and longer using life 5.Over current protect switch Over heating motor protector and safety switch 6.Motor power:1800W 7.Jar Capacity:2.0liters

Model No.	FT-901	FT-901D
Product Photo		
Colors available	Black/White	Black/White
Body Material with grade	ABS	ABS
Max Power	1800W	1800W
Voltage	220V-240V	220V-240V
frequency	50Hz-60Hz	50Hz-60Hz
Jar material	High quality food grade polycarbonate	High quality food grade polycarbonate
Jar capacity	1.6liters	1.6liters
Motor type AC/DC (Full Copper)	AC full copper with 28000rpm	AC full copper with 28000rpm
Control type	Mechanical control, 10speeds adjustor, and pulse function	Preset 4 funcitons:Smoothie,Juice, milkshake, soybean milk;you can DIY change preset functions" working time and speed" and can DIY set working time and speed as per your requirements.
Cut off for the over-heat protection Y/N	Yes	Yes
Blade material	SS 304	SS 304
Cord Length cm	1,2	1,2
VDE plug Y/N	Yes	Yes
Warranty	one year	one year
FOB port	ZHONGSHAN	ZHONGSHAN

PLANETARY MIXER



Notes:

- Please contact our sales team for further information and pricing on new products.
- We can also customize products according to customers' drawings.



C2



Standard Features:

- Gear hard drive.
- All parts in contact with food are made of stainless steel 304.
- Easy operation and convenience for repairing.
- Machine is designed to do planetary motion inside the bowl in order to make the food fully blend.
- Mixers are complete with 3 types of agitator.
- They can be used for flour mixing, stuff mixing, egg beating, powder and liquid food etc.



BH10

BH50

BH80

Gear Drive Line

Model no	Size (mm)	Bowl volume (L)	Voltage (v)	Power(kw)	Flour Kneading capacity (kg)	Mixing speeding (r/min)	N.W (kg)
BH10	450*360*606	10	220	0.45	2	110/178/300	56
BH15	474*372*676	15	220	0.5	1.5	110/178/300	58
BH20	515*440*820	20	220	0.75	5	105/182/408	80
BH30	545*488*925	30	220	1.1	6	110/200/420	90

Belt Drive Line

Model no	Size (mm)	Bowl volume (L)	Voltage (v)	Power(kw)	Max.Kneading capacity (kg)	Mixing speeding (r/min)	N.W (kg)
BH40	620*630*1011	40	220	1.1	8	80/160/288	150
BH50	690*622*1200	50	380	1.5	10	74/150/288	195
BH60	724*652*1300	60	380	2.5	12	74/150/288	230
BH80	1300*840*1750	80	380	3.4	40	75/111/220	820

MEAT SLICER



Standard Features:

- Belt inside the machine also from Italy.
- Every slicer has a blade sharpener which will extend the service life of the blade.
- The blade we use is made of carbon steel with chrome coated, from Italy.
- Cutting thickness: 1-12mm.
- Cutting height: 145mm.



GD-195



GD-220

Model no	Dimensions (mm)	Blade	Cutting length (mm)	Voltage (v)	Power (kw)	N.W (kg)
GD-195	384*232*280	195mm(7 inches) 430 r/min	180	220-240	150	11.7
GD-195L	384*232*280	430 r/min	180	220-240	150	11.7
GD-220	420*265*390	220mm(8 inches) 282 r/min	200	220-240	240	14.8
GD-220 L	420*265*390	282 r/min	200	220-240	240	14.8



Standard Features:

- Belt inside the machine also from Italy.
- Every slicer has a blade sharpener which will extend the service life of the blade.
- The blade we use is made of carbon steel with chrome coated, from Italy.
- Cutting thickness: 1-12mm.
- Cutting height: 145mm.



GD-250



GD-275



GD-300

Model no	Dimensions (mm)	Blade	Cutting length (mm)	Voltage (v)	Power (kw)	N.W (kg)
GD-250	420*265*390	250mm(10 inches) 282r/min	200	220-240	240	15.2
GD-250L	420*265*390	282r/min	200	220-240	240	15.2
GD-275	420*265*390	275mm(11 inches) 282r/min	200	220-240	240	16.8
GD-275L	420*265*390	282r/min	200	220-240	240	16.8
GD-300	600*490*480	300mm(12 inches) 280r/min	250	220-240	380	21.3
GD-300L	600*490*480	280r/min	250	220-240	380	21.3

ACCESSORIES



Italy carbon steel blade



Italy belt



Blade sharpener for free



L Style



VEGETABLE CUTTER

Standard Features:

- Versatile and efficient: you can quickly process food to achieve different results with an excellent finish.
- Utmost hygiene: the components are manufactured from materials suitable for food handling and can be easily removed for fast cleaning.
- Ventilated motor: powerful and low-noise can perform all processes effortlessly.
- Controls with low voltage (24V) switch.
- Machines conforming to CE hygiene and safety standards.
- Discs and blades for all kinds of processing.



5 standard discs included in every unit



Model no	Voltage	Power (w)	N.W (kg)
GDVC60MS	220-240 110-120	550	24.4

Model no	Voltage	Power (w)	N.W (kg)
GDVC65MS	220-240 110-120	750	24.9



MEAT MINCER-ALUMINUM BODY

Standard Features:

- body made by aluminum-magnesium alloy.
- anodic oxidation treatment.
- all parts contacted food are made of stainless steel.



GDHM120



GDHM220







Perforated disk GDMMS4.5
 Diameter perforation: 4.5mm



Perforated disk GDMMS8.0
 Diameter perforation: 8 mm

Model no	Dimensions (mm)	Output per hour(kg)	Voltage (v)	Power (w)	N.W (kg)
GDHM120	472*220*377	120	230 110	850	20.8
GDHM220	493*220*397	220	230 110	1100	23.2

Immersion Blender

Item	Photos	Description	Parameter	Cert.
IB450AF		450W Immersion Blender (Fixed Speed) Suggested Shafts:BLD350~450	Voltage:220V/50Hz Power:450W	CE
BLD300		300MM Blender Tube	Stick Length: 300MM; Net Weight: 1.3KGS	LFGB
IB450AF		450W Immersion Blender (Fixed Speed) Suggested Shafts:BLD350~450	Voltage:220V/50Hz Power:450W	CE
BLD450		450MM Blender Tube	Stick Length: 450MM; Net Weight: 1.48KGS	LFGB



Use for GDIB350CV / GDIB500LV only

OPTIONAL ATTACHMENTS



Support bracket for immersion blender

ITALIA

COTTURA

FOOD PROCESSING EQUIPMENT



03-04



VACUUM PACKAGING MACHINE

23/01/2024

09-10



Series	Photoes	Model No.
Table top vacuum packaging machine		ZD-260/PD
		DZ-260/O
		DZ-300/PJ
		DZ-350/M
		DZ-350/MS
		DZ-390/T
		DZ-400/GL
		DZ-430PT
		DZ-435/PJ
		DZ-450/A
DZ-500/T		

Dimension(mm)	Vacum Chamber(m2/h)	Power(Kw)	Production Cycie(times/min)	Gross Weight(kg)	Net Weight(kg)	Shipping Dimension(mm)	MOQ
480*385*375	10	0,3	1-2	39	53	560*410*410	6
480*385*400	10	0,37	1-2	43	35	560*410*435	6
480*370*450	10	0,37	1-2	45	39	560*420*490	6
560*450*400	20	0.75/0.9	1-2	64	54	610*490*435	6
560*450*490	20	0.75/0.9	1-2	68	58	610*490*530	6
610*500*495	20	0.75/0.9	1-2	77	65	670*530*550	6
555*440*485	20	0.75/0.9	1-2	71	60	610*530*540	6
560*450*400	20	0.75/0.9	1-2	68	57	610*490*435	6
460*360*440	10	0,37	1-2	55	44	570*530*490	6
560*450*490	20	0.75/0.9	1-2	74	64	610*570*540	6
675*540*510	20	0.75/0.9	1-2	106	87	750*660*560	6

COOKING EQUIPMENT



ITALIA
COTTURA
MODULAR LINE

SPEED OVEN - Touch Screen



Unit Price FOB 9.400,00 USD

Model	NT-ProSIT
Micro Computer	5in Touch Screen CTL
Product Size WxDxH	460 X 675 X 660 mm
Chamber Size WxDxH	305 X 305 X 185 mm
Capacity (Liter)	17 liters
Voltage & Frequency	208-240V~, 50/60Hz
Rated Power	3.5kw
Colour available	Black/stainless steel
Cooking stage	15
Stock Menu	1024
Cooking mode	Vertical hot air impingement,Microwave and convection
Microwave power	1.5kW
Hotair power	3 kW
Microwave output range	0-100%, in 10% increment
Blower speed	10 Grade
Max cooking temp	280°C
CATALYTIC CONVERTERS	Yes
USB Port	Yes
IP Rating	IPX3
Packing Dimension	770 x 565 x 740mm
N.W.(kg)	64
G.W.(kg)	84
Authentication type	CE



CHARCOAL OVEN







18/12/2023



ITALIA

COTTURA

MODULAR LINE

No.	Model	Picture	Product Description	Specification
1	GD-CG1		24" Charcoal oven	Dimensions: 622 x 660 x 1256mm Stainless steel structure 10mm cast iron chamber Up to 500°C Packing size:682*720*1346mm
2	GD-CG1-S		Charcoal oven stand	Dimensions:622 x 603 x 600 mm Packing size:682*663*690mm
3	GD-CG1L		30" Charcoal oven	Dimensions: 768 x 660 x 1256mm Stainless steel structure 10mm cast iron chamber Up to 500°C Packing size:828*720*1316mm
4	GD-CG1L-S		Charcoal oven stand	Dimensions:768 x 603 x 600 mm Packing size:728*663*690mm
5	GD-CG2		36" Charcoal oven	Dimensions: 908 x 660 x 1256mm Stainless steel structure 10mm cast iron chamber Up to 500°C Packing size:968*720*1316mm
6	GD-CG2-S		Charcoal oven stand	Dimensions:908 x 603 x 600 mm Packing size:968*663*690mm

ELECTRIC SALAMANDER



Standard Features:

- Stainless steel structure.
- Particular suitable for restaurnt, pub, snack bar etc.
- Chromed grid easy to clean.
- Ideal for grilling or heating up dishes or sandwiches.
- CE approved.



Counter Top electric salamander

Model no	Dimensions (mm)	Voltage (v)	Power (w)	N.W (kg)	G.W (kg)	Packing Size (mm)
SA-936	610*340*280	220-240	2000	13.5	15	670*360*310
SA-937	800*450*470	220-240	4000	29	31	860*500*460
SA-938	580*390*390	220-240	2200	19	20.5	640*440*390



Electric Lift-up salamander

Model no	Dimensions (mm)	Voltage (v)	Power (w)	N.W (kg)	G.W (kg)	Packing Size (mm)
SA-450S	450*480*500	220-240	2800	37	38.5	520*560*580
SA-600S	600*480*520	220-240	4000	47	48.5	670*560*580
SA-800S	800*480*520	220-240	5600	60	62	870*560*580

ELECTRIC CONTACT GRILL



Standard Features:

- Stainless steel frame.
- Grill plate made of cast iron for ideal heat transfer.
- Large grooved plates.
- Thermostat set up to a maximum of 300°C.
- Heating indicator light.
- Operating light on/off.



CG811
 Upper Plate Size:214 x 214mm
 Bottom Plate Size:235 x 225mm

Counter Top electric salamander

Model no	Dimensions (mm)	Voltage (v)	Power (w)	N.W (kg)	G.W (kg)	Packing Size (mm)
CG811	310*410*210	220-240	1800	13	14	385*420*245



Standard Features:

- Stainless steel frame.
- Non-stick grill plate.
- Thermostat set up to a maximum of 300°C.
- Heating indicator light.
- Operating light on/off.



Model no	Dimensions (mm)	Voltage (v)	Power (w)	N.W (kg)	G.W (kg)	Packing Size (mm)
CG-U320	280*220*560	220-240	1000	9	10.5	620*330*180



CG811E
 Upper Plate Size:338 x 235mm
 Bottom Plate Size:345 x 235mm



CG813
 Upper Plate Size:214 x 214mm
 Bottom Plate Size:485 x 235mm

Counter Top electric salamander

Model no	Dimensions (mm)	Voltage (v)	Power (w)	N.W (kg)	G.W (kg)	Packing Size (mm)
CG811E	435*100*210	220-240	2200	19	20	510*420*245

Counter Top electric salamander

Model no	Dimensions (mm)	Voltage (v)	Power (w)	N.W (kg)	G.W (kg)	Packing Size (mm)
CG813	570*410*210	220-240	3600	25.5	27	670*420*245



Model no	Dimensions (mm)	Voltage (v)	Power (w)	N.W (kg)	G.W (kg)	Packing Size (mm)
CG-353+U320	500*305*630	220-240	3200	23.5	25	560*355*460
CG-705+U320	605*500*630	220-240	6400	35.5	37	660*560*460

CONVEYOR TOASTER



Standard Features:

- Stainless steel.
- Heating indicator light.
- Adjustable thermostat.
- Adjustable speed belt control.
- From 180 up to 720 slices of toast per hour.



TS-150

Model no	Dimensions (mm)	Voltage (v)	Power (w)	N.W (kg)	G.W (kg)	Packing Size (mm)
TS-150	290*560*415	220-240	1300	12	14	360*510*380



TS-300



TS-450

Model no	Dimensions (mm)	Voltage (v)	Power (w)	N.W (kg)	G.W (kg)	Packing Size (mm)
TS-300	370*560*405	220-240	2200	13.2	16	440*510*380
TS-450	470*560*415	220-240	2600	30.5	33.5	540*510*380

WATER BOILER



Standard Features:

- Material: SS304/ single wall.
- ABS handle.
- Plastic water tap.
- Visual water gauge.
- On/off switch with silicone rubber cover.
- Heating and keep warm indicator light.
- Maintenance window in the middle of the plastic base.
- Skid-proof rubber feet.
- Automatic shut-off and keep warm features.
- Double over heat safety protection.



Model no	Dimensions (mm)	Capacity (L)	Voltage (v)	Power (w)	Packing Size (mm)
WB-50D-A1	Φ220*420 H	5	220-240	1500	290*290*450
WB-68D-A1	Φ220*430 H	6.8	220-240	1500	290*290*468
WB-88D-A1	Φ220*485 H	8.8	220-240	1500	290*290*502
WB-100D-A1	Φ220*490 H	10	220-240	1500	290*290*530
WB-150D-A1	Φ290*480 H	15	220-240	2500	350*350*515
WB-180D-A1	Φ290*500 H	18	220-240	2500	350*350*550
WB-220D-A1	Φ290*560 H	22	220-240	2500	350*350*610
WB-250D-A1	Φ290*620 H	25	220-240	2500	350*350*675



GAS RANGES

4, 6 & 8 BURNER MODELS

Range

- High quality stainless steel, corrosion resistant and easy cleaning.
- Heavy-duty 12" x 12" removable cast-iron grates.
- Stainless steel removable crumb drawer under burners.
- Selfing cleaning burners rated at 32000 BTU / burner.
- One pilot light for each burner.
- 6" Adjustable stainless steel legs.
- 3/4" NPT rear gas connection and regulator provided.
- Natural gas/LP conversion kit.

Oven-Standard

- 25000 BTU/h 24" oven and 35000 BTU/h 36" oven.
- Oven temperature range from 175 °F to 550 °F.
- Oven pilot with 100% safety shut off.
- The standard oven has one shelf and one baking tray.



GAS RANGES

WITH GRIDDLE TOPS

Griddle

- Stainless steel front, sides and splash guards.
- Fully welded griddle plate.
- Heavy duty, highly polished 3/4" griddle plate.
- Drip tray provided under burners to catch grease drippings.
- 18000 BTU /h griddle burners.
- 6" Adjustable stainless steel legs.
- 3/4" NPT rear gas connection and regulator provided.
- Natural gas/LP conversion kit.

Oven-Standard

- 25000 BTU/h 24" oven and 35000 BTU/h 36" oven.
- Oven temperature range from 175 °F to 550 °F.
- Oven pilot with 100% safety shut off.
- The standard oven has one shelf and one baking tray.



GR24-4



GR36-6



GR48-8

Model no	Product Dimensions WxDxH (inch)	Burners Name	Total BTU B.T.U./h	Number of Burners	Gas type	Intake-tube Pressure (in.W.C.)	Gross Weight (lb)	40HQ load capacity
GDGR24-4	24"34"59	Hot Plates	128000	4	NG	5	302	56
		Oven	25000	1	LP	10		
GDGR36-6	36"34"59	Hot Plates	192000	6	NG	5	362	44
		Oven	35000	1	LP	10		
GDGR48-8	48"34"59	Hot Plates	256000	8	NG	5	540	42
		Oven	50000	2	LP	10		



GDGR24-24G



GDGR36-36G

Model no	Product Dimensions WxDxH (inch)	Burners Name	Total BTU B.T.U./h	Number of Burners	Valve Types	Gross Weight (lb)	40HQ load capacity
GDGR24-24G	24"34"59	Griddle	36000	2	Pilot light	377	56
		Oven	25000	1			
GDGR36-36G	36"34"59	Griddle	54000	3	Pilot light	474	44
		Oven	35000	1			
GDGR48-48G	48"34"59	Griddle	72000	4	Pilot light	701	42
		Oven	50000	2			

GAS RANGES

24" AND 36" COMBINATION



Standard Features:

- Stainless steel front, sides, kick plate, back guard and over shelf.
- 24" combination ranges with 2 burners and a 12" griddle.
- 36" combination ranges with 2 burners and a 24" griddle or 4 burners and a 12" griddle.
- Heavy duty, highly polished 3/4" griddle plate.
- Stainless steel removable crumb drawer under burners.
- 32000 BTU / h top burners, 18000 BTU / h griddle & 25000 BTU/h 24" oven or 35000BTU/ h 36" oven.
- Oven temperature range from 175 °F to 550 °F.
- 6" Adjustable stainless steel legs.
- Standarding pilot for open top burners.
- Oven pilot with 100% safety shut off.
- Multiple position oven rack guides.
- The standard oven has one shelf and one baking tray.
- 3/4" NPT rear gas connection and regulator provided.
- Natural gas/LP conversion kit.



GDGR24-2-12G



GDGR36-2-24G

Model no	Product Dimensions WxDxH (inch)	Burners Name	Total BTU B.T.U./h	Number of Burners	Valve Types	Gross Weight (lb)	40HQ load capacity
GDGR24-2-12G	24"34"59	Hot plates	64000	2	Pilot light	331	56
		Griddle	18000	1			
		Oven	25000	1			
GDGR36-4-12G	36"34"59	Hot plates	128000	4	Pilot light	399	44
		Griddle	18000	1			
		Oven	35000	1			
GDGR36-2-24G	36"34"59	Hot plates	64000	2	Pilot light	437	44
		Griddle	36000	2			
		Oven	35000	1			

GAS RANGES

48" COMBINATION



Standard Features:

- Stainless steel front, sides, kick plate, back guard and over shelf.
- 48" combination ranges with 6 burners & a 12" griddle & two 24" ovens.
- 4 burners & a 24"griddle & two 24" ovens.
- 2 burners & a 36"griddle & two 24" ovens.
- Heavy duty, highly polished 3/4" griddle plate.
- Stainless steel removable crumb drawer under burners.
- 32000 BTU / h top burners, 18000 BTU / h griddle & 25000 BTU/h 24" oven.
- Oven temperature range from 175 °F to 550 °F.
- 6" Adjustable stainless steel legs.
- Standarding pilot for open top burners.
- Oven pilot with 100% safety shut off.
- Multiple position oven rack guides.
- The standard oven has one shelf and one baking tray.
- 3/4" NPT rear gas connection and regulator provided.
- Natural gas/LP conversion kit.



GDGR48-4-24G

Model no	Product Dimensions WxDxH (inch)	Burners Name	Total BTU B.T.U./h	Number of Burners	Valve Types	Gross Weight (lb)	40HQ load capacity
GDGR48-6-12G	48"34"59	Hot plates	192000	6	Pilot light	580	42
		Griddle	18000	1			
		Oven	50000	2			
GDGR48-4-24G	48"34"59	Hot plates	128000	4	Pilot light	620	42
		Griddle	36000	2			
		Oven	50000	2			
GDGR36-2-36G	48"34"59	Hot plates	64000	2	Pilot light	662	42
		Griddle	54000	3			
		Oven	50000	2			

GAS RANGES

60" COMBINATION



Standard Features:

- Stainless steel front, sides, kick plate, back guard and over shelf.
- 60" combination ranges with.
- 6 burners & a 24" griddle & one 24" oven+one 36" oven.
- 4 burners & a 36" griddle & one 24" oven+one 36" oven.
- 2 burners & a 48" griddle & one 24" oven+one 36" oven.
- Heavy duty, highly polished 3/4" griddle plate.
- Stainless steel removable crumb drawer under burners.
- 32000 BTU/h top burners, 18000 BTU/h griddle & 25000 BTU/h 24" oven or 35000BTU/h 36" oven.
- Oven temperature range from 175 °F to 550 °F.
- 6" Adjustable stainless steel legs.
- Standarding pilot for open top burners.
- Oven pilot with 100% safety shut off.
- Multiple position oven rack guides.
- The standard oven has one shelf and one baking tray.
- 3/4" NPT rear gas connection and regulator provided.
- Natural gas/LP conversion kit.



GDGR60-6-24G



GDGR60-4-36G

Model no	Product Dimensions WxDxH (inch)	Burners Name	Total BTU B.T.U./h	Number of Burners	Valve Types	Gross Weight (lb)	40HQ load capacity
GDGR60-6-24G	60"34"59"	Hot plates	192000	6	Pilot light	677	38
		Griddle	36000	2			
		Oven	60000	2			
GDGR60-4-36G	60"34"59"	Hot plates	128000	4	Pilot light	717	38
		Griddle	54000	3			
		Oven	60000	2			
GDGR60-2-48G	60"34"59"	Hot plates	64000	2	Pilot light	756	38
		Griddle	72000	4			
		Oven	60000	2			

GAS FRYER



Standard Features:

- High quality stainless steel, corrosion resistant and easy cleaning.
- Tank fully peened for easy cleaning and great cooking performance.
- Key componets have CSA / ETL certificate.
- 6" adjustable stainless steel legs can be removed when packing to reduce the transportation cost.
- Solid state control,200°F to 400°F.
- Natural gas /LP conversion kit included.
- Castors optional.
- Mounting type: freestanding.
- Usage scenrio: Kitchen, Outdoor.
- 3/4" NPT rear gas connection and regulator standard.
- Heavy duty cast-iron burners.



GDF5S

GDF4S

GDF3S

Model no	Product Dimensions WxDxH (inch)	Burners	Gas type	Intake-tube Pressure (n.W.C.)	Total BTU B.T.U./h	Fryer Baskets	Capacity (l)	Gross Weight (lb)	40HQ load capacity
GDF3S	15.9"31.3"45.3	3	NG	4	90000	2	18.5-23	126	210
			LP	10	90000				
GDF4S	15.9"31.3"45.3	4	NG	4	120000	2	21.3-25	139	210
			LP	10	120000				
GDF5S	21"35.3"45.3	5	NG	4	150000	2	31-37	183	168
			LP	10	150000				

Pasta Cooker

ITALIA



MODULAR LINE

ITEM #	PICTURE	ITEM CODE
1		GD-706C
2		GD-EPC2Y

DESCRIPTION	N.W (KG)	G.W (KG)	QUANTITY	NOTES
Gas Pasta Cooker with cabinet Int.& basket:SS304 Dimmension(mm):400*700*920 Square Basket:6pcs Power:12kw Packing Size(mm): 520*950*1080	48	59	1	1.With 6 pcs Square Basket 2.Delivery time is 10 days
Electric Pasta Cooker Int.& basket:SS304 380V/3/60Hz Dimmension(mm):400*680*370 Square Basket:2pcs Power:4.5kw Packing Size(mm): 720*450*520	18	19,5	2	1.With 2 pcs Square Basket 2.Delivery time is 10 days

SOUS VIDE COOKER



Standard Features:

- Can memory the working status before disconnecting and the last setting working temperature.
- Stainless steel body design: high-end quality , solid , durable and occupy only a little space of the conister.
- The lowest water level and the highest water level protection device , safe and reliable.
- Strong water circulation capacity and more balanced water temperature.
- Two temperture mode setting (°C/°F) for different usage habits.
- Touch buttons for easy operation.
- IPX7 waterproof , more secure.
- 100% anti-dry, high safety.
- Optional WIFI control, smarter.



GDSV130



GDSV340

Model no	Dimensions (mm)	Voltage (v)	Power (Kw)	Temperature (°C)	Suggest volume	N.W (kg)
GDSV130	71*145.4*340	110-120V~60Hz 220-240V~50Hz	1.5	5-99	≤ 20L ≤ 30L	1.3
GDSV340	173*142*328	110-120V~60Hz 220-240V~50Hz	2.3	5-95	≤ 60L ≤ 80L	3.1

ELECTRIC FRYER



Standard Features:

- Casing and oil container made of stainless steel.
- Ideally suited for restaurant, pub, snack bar etc.
- Removable oil container make it easier to clean.
- Heating indicator light.
- Frying basket and lid are dishwasher-safe.
- Overheat protection with reset.



GDEF4L



GDEF4L2

Model no	Dimensions (mm)	Voltage (v)	Power (Kw)	Capacity (L)	Temperature (°C)	N.W (kg)
GDEF4L	215*548*323	220-240	2	4	50-190	4.5
GDEF4L2	437*487*323	220-240	2 x 2	4+4	50-190	8.5
GDEF8L	263*658*349	220-240	2.85	8	50-190	6
GDEF8L2	540*658*349	220-240	2.85 x 2	8+8	50-190	11.5

INDUCTION COOKER



Standard Features:

- Stainless steel body.
- Glass hob/Schottlitt ceram hob / Eurokera France Hob.
- Touch control panel with safety lock.
- Electronic overheating protection.
- 1-10 temperature setting.
- Timer, LCD display (0-180 mins).



Model no	Dimensions (mm)	Voltage (v)	Power (w)	Temperature (°C)
IC-HBE35	340*432*125	220-240V 50-60Hz	500-3500	60-240
IC-E500F	390*490*140	380-400V 3N-50-60Hz	500-5000	60-240
IC-E800B	440*540*145	380-400V 3N-50-60Hz	500-8000	60-240

Standard Features:

- Stainless steel body.
- Wok induction.
- Touch control panel with safety lock.
- Half bridge technology.
- Electronic overheating protection.
- 1-10 temperature setting.
- Timer, LCD display (0-180 mins).



Model no	Dimensions (mm)	Voltage (v)	Power (w)	Temperature (°C)
IC-HBE35-1	340*432*125	220-240V 50-60Hz	500-3500	60-240

Standard Features:

- Stainless steel body.
- Wok induction.
- Touch control panel with safety lock.
- Half bridge technology.
- Electronic overheating protection.
- 1-10 temperature setting.
- Timer, LCD display (0-180 mins).



Model no	Dimensions (mm)	Voltage (v)	Power (w)	Temperature (°C)
IC-HBE35-1	340*432*125	220-240V 50-60Hz	500-3500	60-240



Standard Features:

- Stainless steel body.
- Glass hob/Schottlitt ceram hob / Eurokera France Hob.
- Temperature controlled by knob.
- Electronic overheating protection.



Model no	Dimensions (mm)	Voltage (v)	Power (w)	Temperature (°C)
IC-HBE35-1	340*432*125	220-240V 50-60Hz	500-3500	60-240

INDUCTION DEEP FRYER

Standard Features:

- Stainless steel body.
- Touch control.
- With cold zone.
- Electronic overheating protection.
- Timer, LCD display (0-120 mins).



Model no	Dimensions (mm)	Voltage (v)	Power (w)	Temperature (°C)
IC-HBE35-1	340*432*125	220-240V 50-60Hz	500-3500	60-240

INDUCTION WARMING PLATE

Standard Features:

- Glass hob.
- Stainless steel body with two stainless steel handles.
- Power regulation knob.
- Temperature display on the right corner of the glassplate.
- Electronic overheating protection.



Model no	Dimensions (mm)	Voltage (v)	Power (w)	Temperature (°C)
IC-HBE35	340*432*125	220-240V 50-60Hz	500-3500	60-240
IC-E500F	390*490*140	380-400V 3N-50-60Hz	500-5000	60-240
IC-E800B	440*540*145	380-400V 3N-50-60Hz	500-8000	60-240

COMMERCIAL INDUCTION STOVE



Standard Features:

- Large area heating area, can cook a variety of ingredients at the same time, no need to wait.
- Each burner has an independent controlling cassette mechanism to improve product heating efficiency.
- Easily control the power at any level, easy cooking.
- Strong exhausting fans, low noise design.
- IGBT imported from Germany.
- Suitable for various types of kitchen environment free combination.
- 304 Stainless steel material, 1.5 mm thickness, glass thickness: 6mm.
- Adjust the temperature and timer by knob.
- 0-180 minute timer.



Commercial Double Induction Stove

Model no	Dimensions (mm)	Voltage (v)	Power (w)	Temperature (°C)
ISG2-D-H7	400*700*(860-900)	380 V 3N~	5000 x 2	60-240
ISG4-D-H7-W1	800*700*(860-900)	380 V 3N~	5000 x 4	60-240

COMMERCIAL INDUCTION GRILL



Model no	Dimensions (mm)	Voltage (v)	Power (w)	Temperature (°C)
SIG-H7N	800*700*980	380 V 3N~	10000	60-300
SIG-H9N	800*900*980	380 V 3N~	10000	60-300
SIG-H7T	800*700*980	380 V 3N~	10000 x 2	60-300
SIG-H9T	800*900*980	380 V 3N~	10000 x 2	60-300

COMMERCIAL INDUCTION DEEP FRYER



Standard Features:

- Solid stainless steel body design.
- Clear LED display.
- Easy control panel.
- Overheat protection.
- Timer range from 0 to 120 mins.



Model no	Dimensions (mm)	Voltage (v)	Power (w)	Temperature (°C)	Capacity (L)
SIDF-H7	400*700*980	380 V 3N~	10000	60-190	30
SIDF-H9	400*900*980	380 V 3N~	10000	60-190	30
SIDF-H7x2	800*700*980	380 V 3N~	10000 x 2	60-190	30+30
SIDF-H9x2	800*900*980	380 V 3N~	10000 x 2	60-190	30+30

RICE COOKER

Standard Features:

- Easy use mechanical control.
- Cooking rice and keeping it warm automatically.
- Measuring cup, rice spoon included.
- Silicone non-stick pad included for 10L and 14L.
- Indicator light for cooking and keeping warm.



Commercial Double Induction Stove

Model no	Dimensions (mm)	Voltage (v)	Power (w)	Temperature (°C)
ISG2-D-H7	400*700*(860-900)	380 V 3N~	5000 x 2	60-240
ISG4-D-H7-W1	800*700*(860-900)	380 V 3N~	5000 x 4	60-240

TELESCOPIC FOOD WARMING LAMP

Standard Features:

- Telescopic design, can adjust from 600 to 1500mm.
- With 1 pcs 250w anti-explosion bulb.



Plating			
Model no	Voltage (v)	Power (kw)	Lamp dia (mm)
HL-A	220-240	0.25	175
HL-B	220-240	0.25	175
HL-C	220-240	0.25	270
HL-D	220-240	0.25	290
HL-E	220-240	0.25	290
HL-F	220-240	0.25	290


Electroplate			
Model no	Voltage (v)	Power (kw)	Lamp dia (mm)
HLE-A	220-240	0.25	175
HLE-B	220-240	0.25	175
HLE-C	220-240	0.25	270
HLE-D	220-240	0.25	290
HLE-E	220-240	0.25	290
HLE-F	220-240	0.25	290

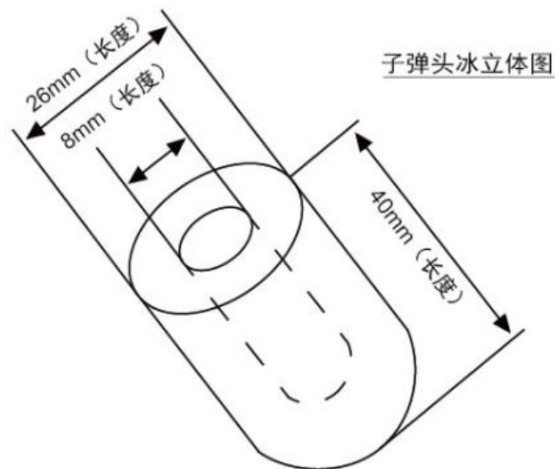

DISHWASHER MACHINE



MODEL	GD-W1	GD-W2	GD-W3	GD-W4
TYPE	ONVEYOR-TYPE	DIAGONAL PLUG	UNDERCOUNTER	UNCAPPED
			 GD-W3	

EXT.&Int. Material	SUS304	SUS304	SUS304	SUS304
Type of heating	Electrical heating	Electrical heating	Electrical heating	Electrical heating
DIMENSIONS(MM)	1100*730*1570	2300*780*1600	570*620*796	700*800*1450
POWER(kw)	28,8	40,9	7,4	15,8
Wash power(kw)	9	12	1	3
Rinse power(kw)	18	27	6	12
Power of the water pump	1,5	1,5	0,37	0,75
VOLTAGE	380V/50-60HZ/3P	380V/50-60HZ/3P	380V/50-60HZ/3P	380V/50-60HZ/3P
Wash temperature(°c)	55-60	55-65	55-65	55-65
Rinse temperature(°c)	82-90	82-90	80-90	82-90
Wash quantity	200basket/H	4000-5000EA/H	50basket/H	60basket/H
Water consumption (L)	300-350	350	2.3L/basket	2.3L/basket
Electrical cable(mm2)	16mm ² *3+10mm ² *2	16mm ² *3+10mm ² *2	4mm ² *3+2.5mm ² *2	6mm ² +4mm ² *2
Switch(A)	160	160	≥25	40
Inlet diameter (mm)	20	20	20	20
Outlet diameter(mm)	40	40	40	40
Water pressure(Mpa)	0.15-0.6	0.15-0.3	0.15-0.6	0.15-0.6
Inlet water temperature(°c)	10-60	10-60	10-60	10-60
Water Hardness(mg/L)	≤50	≤60	≤50	≤50

Model No.	ZB-20	ZB-30	ZB-50	ZB-50A	ZB-50B	ZB-60
Image						
Material	Ext.&Int. aisi304	Ext.&Int. aisi304	Ext.&Int. aisi304	Ext.&Int. aisi304	Ext.&Int. aisi304	Ext.&Int. aisi304
Base Electrical (Volts/Hz/Phase)	220/50/60 110V/60	220/50/60 110V/60	220/50/60 110V/60	220/50/60 110V/60	220/50/60 110V/60	220/50/60 110V/60
Refrigerant	R290	R290	R290	R290	R290	R290
Ice storage capacity(kg)	5	7	7	13	25	25
Ice-making capability(kg/24hrs)	24	28	50	50	50	60
N.W.(kg)	28	31	33	35	49	51
G.W.(kg)	32	35	37	38	54	56
Unit Dimension(mm)	330*503*607	398*542*682	398*542*682	398*542*820	500*612*900	500*612*900
Packing Dimension(mm)	407*581*665	465*615*732	465*621*720	465*585*875	570*685*965	570*685*965
Tariff Code	8418699020	8418699020	8418699020	8418699020	8418699020	8418699020
Loading quantity: 20' GP	168	135	135	90	64	64
Loading quantity: 40' HQ	464	285	285	190	136	136
MOQ	30	30	30	30	30	30



Ice Machine Quotation

Item No.	Photos	Detailed Specifications	
----------	--------	-------------------------	--

Cube Ice Machine (Classic Vertical Model)

SK-80P (Hot Sale)		Dimension(L*W*H)mm	500*450*803
		Output(lb/24hr)	80 lb=36 kg
		Bin Capacity (lb)	33lb=15kg
		Voltage (V/Hz)	220/50/60 110/60
		Power (W)	310
		Condenser Unit	Air
		Refrigerant	R290
		Net Weight (kg)	36
		Gross Weight (kg)	40
		Carton Dimension(L*W*H)mm	580*530*835
		Loading Qty (20GP/40GP)	88 / 176pcs
SK-80PT (Hot Sale)		Dimension(L*W*H)mm	500*450*840
		Output(lb/24hr)	80 lb=36 kg
		Bin Capacity (lb)	33lb=15kg
		Voltage (V/Hz)	220/50/60 110/60
		Power (W)	310
		Condenser Unit	Air
		Refrigerant	R290
		Net Weight (kg)	36
		Gross Weight (kg)	40
		Carton Dimension(L*W*H)mm	580*530*835
		Loading Qty (20GP/40GP)	88 / 176pcs
SK-120P (Hot Sale)		Dimension(L*W*H)mm	500*590*853
		Output(lb/24hr)	120 lb=55 kg
		Bin Capacity (lb)	40lb=18kg
		Voltage (V/Hz)	220/50/60 110/60
		Power (W)	460
		Condenser Unit	Air
		Refrigerant	R290
		Net Weight (kg)	45
		Gross Weight (kg)	50
		Carton Dimension(L*W*H)mm	580*670*835
		Loading Qty (20GP/40GP)	64 / 144pcs
SK120PT (Hot Sale)	Multifunctional 	Dimension(L*W*H)mm	500*590*890
		Output(lb/24hr)	120 lb=55 kg
		Bin Capacity (lb)	40lb=18kg
		Voltage (V/Hz)	220/50/60 110/60
		Power (W)	460
		Condenser Unit	Air
		Refrigerant	R290
		Net Weight (kg)	45
		Gross Weight (kg)	50
		Carton Dimension(L*W*H)mm	580*670*835
		Loading Qty (20GP/40GP)	64 / 144pcs

ITALIA




COTTURA

REFRIGERATION LINE

SK-160P		Dimension(L*W*H)mm	660*707*919
		Output(lb/24hr)	160 lb=73 kg
		Bin Capacity (lb)	80lb=36kg
		Voltage (V/Hz)	220/50/60 110/60
		Power (W)	480
		Condenser Unit	Air
		Refrigerant	R290
		Net Weight (kg)	55
		Gross Weight (kg)	65
		Carton Dimension(L*W*H)mm	780*745*900
		Loading Qty (20GP/40GP)	42 / 96pcs
SK-210P (Hot Sale)		Dimension(L*W*H)mm	660*707*919
		Output(lb/24hr)	210 lb=95 kg
		Bin Capacity (lb)	80lb=36kg
		Voltage (V/Hz)	220/50/60 110/60
		Power (W)	625
		Condenser Unit	Air
		Refrigerant	R290
		Net Weight (kg)	57
		Gross Weight (kg)	63
		Carton Dimension(L*W*H)mm	780*745*900
		Loading Qty (20GP/40GP)	42 / 96pcs
SK-280P (Hot Sale)		Dimension(L*W*H)mm	660*707*919
		Output(lb/24hr)	280 lb=127 kg
		Bin Capacity (lb)	80lb=36kg
		Voltage (V/Hz)	220/50/60 110/60
		Power (W)	730
		Condenser Unit	Air
		Refrigerant	R290
		Net Weight (kg)	60
		Gross Weight (kg)	67
		Carton Dimension(L*W*H)mm	780*745*900
		Loading Qty (20GP/40GP)	42 / 96pcs

Under-counter Cube Ice Machine (Model from SK-51B to SK-101B)

This type is designed specially for Bar and Kitchen Equipment

SK-51B		Dimension(L*W*H)mm	660*637*775
		Output(lb/24hr)	110lb=50kg
		Bin Capacity (lb)	66lb=30kg
		Voltage (V/Hz)	220/50/60 110/60
		Power (W)	465
		Condenser Unit	Air
		Refrigerant	R290
		Net Weight (kg)	45
		Gross Weight (kg)	50
		Carton Dimension(L*W*H)mm	740*720*820
Loading Qty (20GP/40GP)	72 / 144pcs		
SK-81B		Dimension(L*W*H)mm	660*637*775
		Output(lb/24hr)	176lb=80kg
		Bin Capacity (lb)	66lb=30kg
		Voltage (V/Hz)	220/50/60 110/60
		Power (W)	610
		Condenser Unit	Air
		Refrigerant	R290
		Net Weight (kg)	58
		Gross Weight (kg)	65
		Carton Dimension(L*W*H)mm	740*720*820
Loading Qty (20GP/40GP)	72 / 144pcs		
SK-101B		Dimension(L*W*H)mm	660*637*775
		Output(lb/24hr)	220lb=100kg
		Bin Capacity (lb)	66lb=30kg
		Voltage (V/Hz)	220/50/60 110/60
		Power (W)	640
		Condenser Unit	Air
		Refrigerant	R290
		Net Weight (kg)	60
		Gross Weight (kg)	67
		Carton Dimension(L*W*H)mm	740*720*820
Loading Qty (20GP/40GP)	72 / 144pcs		

Cube Ice Machine (New Modular Model)

SK-350P		Dimension(L*W*H)mm	605*832*1715
		Output(lb/24hr)	350 lb=159 kg
		Bin Capacity (lb)	125kg
		Voltage (V/Hz)	220/50/60 110/60
		Power (W)	760
		Condenser Unit	Air/Water
		Refrigerant	R290
		Net Weight of Main Machine(kg)	50
		Net Weight of Ice Bin(kg)	35
		Gross Weight of Main Machine(kg)	54
Gross Weight of Ice Bin(kg)	40		
Paking Dimension(L*W*H)mm of Main Machine	655*750*620		
Paking Dimension(L*W*H)mm of Ice bin	645*890*1055		
Loading Qty (20GP/40GP)	26 / 52pcs		
SK-420P		Dimension(L*W*H)mm	605*832*1715
		Output(lb/24hr)	420 lb=191 kg
		Bin Capacity (lb)	125kg
		Voltage (V/Hz)	220/50/60 110/60
		Power (W)	800
		Condenser Unit	Air/Water
		Refrigerant	R290
		Net Weight of Main Machine(kg)	52
		Net Weight of Ice Bin(kg)	35
		Gross Weight of Main Machine(kg)	56
Gross Weight of Ice Bin(kg)	40		
Paking Dimension(L*W*H)mm of Main Machine	655*750*620		
Paking Dimension(L*W*H)mm of Ice bin	645*890*1055		
Loading Qty (20GP/40GP)	26 / 52pcs		
SK-500P (Hot Sale)		Dimension(L*W*H)mm	803*832*1715
		Output(lb/24hr)	500 lb = 227 kg
		Bin Capacity (lb)	170kg
		Voltage (V/Hz)	220/50/60 110/60
		Power (W)	1050
		Condenser Unit	Air/Water
		Refrigerant	R290
		Net Weight of Main Machine(kg)	66
		Net Weight of Ice Bin(kg)	45
		Gross Weight of Main Machine(kg)	70
Gross Weight of Ice Bin(kg)	50		
Paking Dimension(L*W*H)mm of Main Machine	845*750*620		
Paking Dimension(L*W*H)mm of Ice bin	850*890*1055		
Loading Qty (20GP/40GP)	21 / 42pcs		
SK-700P (Hot Sale)		Dimension(L*W*H)mm	803*832*1715
		Output(lb/24hr)	700lb = 318kg
		Bin Capacity (lb)	170kg
		Voltage (V/Hz)	220/50/60
		Power (W)	1680
		Condenser Unit	Air/Water
		Refrigerant	R404A
		Net Weight of Main Machine(kg)	66
		Net Weight of Ice Bin(kg)	45
		Gross Weight of Main Machine(kg)	71
Gross Weight of Ice Bin(kg)	50		
Paking Dimension(L*W*H)mm of Main Machine	845*750*620		
Paking Dimension(L*W*H)mm of Ice bin	850*890*1055		
Loading Qty (20GP/40GP)	21 / 42pcs		

SK-1000P (Hot Sale)		Dimension(L*W*H)mm	803*832*1890
		Output(lb/24hr)	1000 lb=455 kg
		Bin Capacity (lb)	170kg
		Voltage (V/Hz)	220/50/60
		Power (W)	2400
		Condenser Unit	Air/Water
		Refrigerant	R404A
		Net Weight of Main Machine(kg)	85
		Net Weight of Ice Bin(kg)	45
		Gross Weight of Main Machine(kg)	90
		Gross Weight of Ice Bin(kg)	50
		Paking Dimension(L*W*H)mm of Main Machine	848x696x811
		Paking Dimension(L*W*H)mm of Ice bin	850*890*1055
Loading Qty (20GP/40GP)	18 / 36pcs		
SK-1500P (Hot Sale)		Dimension(L*W*H)mm	1262x965x1927
		Output(lb/24hr)	1500 lb =682kg
		Bin Capacity (lb)	350kg
		Voltage (V/Hz)	220/50/60
		Power (W)	3400
		Condenser Unit	Air/Water
		Refrigerant	R404A
		Net Weight of Main Machine(kg)	100
		Net Weight of Ice Bin(kg)	70
		Gross Weight of Main Machine(kg)	120
		Gross Weight of Ice Bin(kg)	100
		Paking Dimension(L*W*H)mm of Main Machine	1360*750*725
		Paking Dimension(L*W*H)mm of Ice bin	1035*1305*1290
Loading Qty (20GP/40GP)	10 / 20pcs		
SK-2000P (Hot Sale)		Dimension(L*W*H)mm	1262x965x2057
		Output(lb/24hr)	2000 lb =909kg
		Bin Capacity (lb)	350kg
		Voltage (V/Hz)	380V/50/60
		Power (W)	4000
		Condenser Unit	Air/Water
		Refrigerant	R404A
		Net Weight of Main Machine(kg)	150
		Net Weight of Ice Bin(kg)	70
		Gross Weight of Main Machine(kg)	170
		Gross Weight of Ice Bin(kg)	100
		Paking Dimension(L*W*H)mm of Main Machine	1360*765*865
		Paking Dimension(L*W*H)mm of Ice bin	1035*1305*1290
Loading Qty (20GP/40GP)	10 / 20pcs		



ITALIA


COTTURA

REFRIGERATION LINE

BULLET ICE MAKER PRICE LIST

Common Features

1. Housing material SUS304
2. Evaporator material: silver coated copper
3. Ice Type: Big bullet, $\varnothing 28 \times 40 \text{mm}$
4. Coolant: R290 or R134a
5. Certification: CE and UL



Model #	Production Capacity(kg/24hr)	Ice Bin Capacity	Power Supply(V/Hz)	Power(W)	N.W./G.W.	Unit Dimension(mm)	Packing Dimension(mm)	Loading Qty (20GP/40HQ)	Certification
BIM-20	28	5	110V/60Hz, 220/50-60Hz	220	28/32	330*503*607	407*581*665	168/464	CE UL
BIM-30	30	9	110V/60Hz, 220/50-60Hz	240	31/35	398*542*682	465*621*720	135/285	CE UL
BIM-50	50	9	110V/60Hz, 220/50-60Hz	380	33/37	398*542*682	465*621*720	135/285	CE UL

Commercial cube ice machine

*Testing standard: Ambient temperature 20°C and water temperature 10°C

*Complete 201# Stainless Steel .

* Coolant: R290 or R134a

*110V/60Hz, 220/50-60Hz

Photo	Model	Ice quantity/cycle	Kg/24h	Ice Bin	Power	Ice Photo	Machine size/mm	packing size/mm	N.W	G.W
	CIM-30	32pcs	30kg	10kg	150W		378*420*615	410*430*680	20kg	22kg
	CIM-40	40pcs	40kg	10kg	190W					
	CIM-50	45ps	50kg	15kg	285W		398*546*720	440*580*800	27kg	29kg
	CIM-60	55pcs	60kg	30kg	320W		500*620*880	525*640*915	41kg	45kg
	CIM-70	60pcs	70kg	30kg	380W					
	CIM-80	72pcs	80kg	30kg	420W					
	CIM-90	90pcs	90kg	60kg	460W		680*610*1005	695*640*1005	49kg	54kg
	CIM-110	108pcs	110kg	60kg	490W					
	CIM-130	126pcs	130kg	60kg	520W					

Ice Machine Quotation

Item No.	Photos	Detailed Specifications	
Bullet Ice Machine (New Exclusive Model)			
BIM-25C (Hot Sale)		Dimension(L*W*H)mm :	375*553*762
		Output(lb/24hr)	55lb= 25kg
		Bin Capacity (lb)	33lb=15kg
		Voltage (V/Hz)	220/50/60 110/60
		Power (W)	330
		Condenser Unit	Air
		Refrigerant	R290
		Net Weight (kg)	35
		Gross Weight (kg)	39
		Carton Dimension(L*W*H)mm	470*665*740
Loading Qty (20GP/40GP)	120 / 270pcs		
BIM-35C (Hot Sale)		Dimension(L*W*H)mm :	375*553*762
		Output(lb/24hr)	77 lb=35kg
		Bin Capacity (lb)	33lb=15kg
		Voltage (V/Hz)	220/50/60 110/60
		Power (W)	350
		Condenser Unit	Air
		Refrigerant	R290
		Net Weight (kg)	35
		Gross Weight (kg)	39
		Carton Dimension(L*W*H)mm	470*665*740
Loading Qty (20GP/40GP)	120 / 270pcs		
BIM-55C (Hot Sale)		Dimension(L*W*H)mm :	666*637*775
		Output(lb/24hr)	121 lb=55kg
		Bin Capacity (lb)	66lb=30kg
		Voltage (V/Hz)	220/50
		Power (W)	500
		Condenser Unit	Air
		Refrigerant	R290
		Net Weight (kg)	58
		Gross Weight (kg)	64
		Carton Dimension(L*W*H)mm	740*720*890
Loading Qty (20GP/40GP)	53 / 137pcs		
BIM-75C		Dimension(L*W*H)mm :	666*637*775
		Output(lb/24hr)	165 lb=75kg
		Bin Capacity (lb)	66lb=30kg
		Voltage (V/Hz)	220/50
		Power (W)	670
		Condenser Unit	Air
		Refrigerant	R290
		Net Weight (kg)	58
		Gross Weight (kg)	64
		Carton Dimension(L*W*H)mm	740*720*890
Loading Qty (20GP/40GP)	53 / 137pcs		

ITALIA

COTTURA
REFRIGERATION LINE


Cube Ice Machine (Classic Vertical Model)

BIM-80P (Hot Sale)		Dimension(L*W*H)mm	500*450*803
		Output(lb/24hr)	80 lb=36 kg
		Bin Capacity (lb)	33lb=15kg
		Voltage (V/Hz)	220/50/60 110/60
		Power (W)	310
		Condenser Unit	Air
		Refrigerant	R290
		Net Weight (kg)	36
		Gross Weight (kg)	40
		Carton Dimension(L*W*H)mm	580*530*835
		Loading Qty (20GP/40GP)	88 / 176pcs
BIM-80PT (Hot Sale)		Dimension(L*W*H)mm	500*450*840
		Output(lb/24hr)	80 lb=36 kg
		Bin Capacity (lb)	33lb=15kg
		Voltage (V/Hz)	220/50/60 110/60
		Power (W)	310
		Condenser Unit	Air
		Refrigerant	R290
		Net Weight (kg)	36
		Gross Weight (kg)	40
		Carton Dimension(L*W*H)mm	580*530*835
		Loading Qty (20GP/40GP)	88 / 176pcs
BIM-120P (Hot Sale)		Dimension(L*W*H)mm	500*590*853
		Output(lb/24hr)	120 lb=55 kg
		Bin Capacity (lb)	40lb=18kg
		Voltage (V/Hz)	220/50/60 110/60
		Power (W)	460
		Condenser Unit	Air
		Refrigerant	R290
		Net Weight (kg)	45
		Gross Weight (kg)	50
		Carton Dimension(L*W*H)mm	580*670*835
		Loading Qty (20GP/40GP)	64 / 144pcs
BIM-120PT (Hot Sale)	Multifunctional 	Dimension(L*W*H)mm	500*590*890
		Output(lb/24hr)	120 lb=55 kg
		Bin Capacity (lb)	40lb=18kg
		Voltage (V/Hz)	220/50/60 110/60
		Power (W)	460
		Condenser Unit	Air
		Refrigerant	R290
		Net Weight (kg)	45
		Gross Weight (kg)	50
		Carton Dimension(L*W*H)mm	580*670*835
		Loading Qty (20GP/40GP)	64 / 144pcs

ITALIA


COTTURA

REFRIGERATION LINE

BIM-160P		Dimension(L*W*H)mm	660*707*919
		Output(lb/24hr)	160 lb=73 kg
		Bin Capacity (lb)	80lb=36kg
		Voltage (V/Hz)	220/50/60 110/60
		Power (W)	480
		Condenser Unit	Air
		Refrigerant	R290
		Net Weight (kg)	55
		Gross Weight (kg)	65
		Carton Dimension(L*W*H)mm	780*745*900
		Loading Qty (20GP/40GP)	42 / 96pcs
BIM-210P (Hot Sale)		Dimension(L*W*H)mm	660*707*919
		Output(lb/24hr)	210 lb=95 kg
		Bin Capacity (lb)	80lb=36kg
		Voltage (V/Hz)	220/50/60 110/60
		Power (W)	625
		Condenser Unit	Air
		Refrigerant	R290
		Net Weight (kg)	57
		Gross Weight (kg)	63
		Carton Dimension(L*W*H)mm	780*745*900
		Loading Qty (20GP/40GP)	42 / 96pcs
BIM-280P (Hot Sale)		Dimension(L*W*H)mm	660*707*919
		Output(lb/24hr)	280 lb=127 kg
		Bin Capacity (lb)	80lb=36kg
		Voltage (V/Hz)	220/50/60 110/60
		Power (W)	730
		Condenser Unit	Air
		Refrigerant	R290
		Net Weight (kg)	60
		Gross Weight (kg)	67
		Carton Dimension(L*W*H)mm	780*745*900
		Loading Qty (20GP/40GP)	42 / 96pcs



Under-counter Cube Ice Machine (Model from BIM-51B to BIM-101B)

This type is designed specially for Bar and Kitchen Equipment

CIM-50B		Dimension(L*W*H)mm	660*637*775
		Output(lb/24hr)	110lb=50kg
		Bin Capacity (lb)	66lb=30kg
		Voltage (V/Hz)	220/50/60 110/60
		Power (W)	465
		Condenser Unit	Air
		Refrigerant	R290
		Net Weight (kg)	45
		Gross Weight (kg)	50
		Carton Dimension(L*W*H)mm	740*720*820
		Loading Qty (20GP/40GP)	72 / 144pcs

ITALIA

COTTURA
REFRIGERATION LINE

CIM-80B		Dimension(L*W*H)mm	660*637*775
		Output(lb/24hr)	176lb=80kg
		Bin Capacity (lb)	66lb=30kg
		Voltage (V/Hz)	220/50/60 110/60
		Power (W)	610
		Condenser Unit	Air
		Refrigerant	R290
		Net Weight (kg)	58
		Gross Weight (kg)	65
		Carton Dimension(L*W*H)mm	740*720*820
		Loading Qty (20GP/40GP)	72 / 144pcs
CIM-100B		Dimension(L*W*H)mm	660*637*775
		Output(lb/24hr)	220lb=100kg
		Bin Capacity (lb)	66lb=30kg
		Voltage (V/Hz)	220/50/60 110/60
		Power (W)	640
		Condenser Unit	Air
		Refrigerant	R290
		Net Weight (kg)	60
		Gross Weight (kg)	67
		Carton Dimension(L*W*H)mm	740*720*820
		Loading Qty (20GP/40GP)	72 / 144pcs

Cube Ice Machine (New Modular Model)


IM-350P		Dimension(L*W*H)mm	605*832*1715
		Output(lb/24hr)	350 lb=159 kg
		Bin Capacity (lb)	125kg
		Voltage (V/Hz)	220/50/60 110/60
		Power (W)	760
		Condenser Unit	Air/Water
		Refrigerant	R290
		Net Weight of Main Machine(kg)	50
		Net Weight of Ice Bin(kg)	35
		Gross Weight of Main Machine(kg)	54
		Gross Weight of Ice Bin(kg)	40
		Paking Dimension(L*W*H)mm of Main Machine	655*750*620
		Paking Dimension(L*W*H)mm of Ice bin	645*890*1055
		Loading Qty (20GP/40GP)	26 / 52pcs
IM-420P		Dimension(L*W*H)mm	605*832*1715
		Output(lb/24hr)	420 lb=191 kg
		Bin Capacity (lb)	125kg
		Voltage (V/Hz)	220/50/60 110/60
		Power (W)	800
		Condenser Unit	Air/Water
		Refrigerant	R290
		Net Weight of Main Machine(kg)	52
		Net Weight of Ice Bin(kg)	35
		Gross Weight of Main Machine(kg)	56
		Gross Weight of Ice Bin(kg)	40
		Paking Dimension(L*W*H)mm of Main Machine	655*750*620
		Paking Dimension(L*W*H)mm of Ice bin	645*890*1055
		Loading Qty (20GP/40GP)	26 / 52pcs

ITALIA

COTTURA

REFRIGERATION LINE

IM-500P (Hot Sale)		Dimension(L*W*H)mm	803*832*1715
		Output(lb/24hr)	500 lb = 227 kg
		Bin Capacity (lb)	170kg
		Voltage (V/Hz)	220/50/60 110/60
		Power (W)	1050
		Condenser Unit	Air/Water
		Refrigerant	R290
		Net Weight of Main Machine(kg)	66
		Net Weight of Ice Bin(kg)	45
		Gross Weight of Main Machine(kg)	70
		Gross Weight of Ice Bin(kg)	50
		Packing Dimension(L*W*H)mm of Main Machine	845*750*620
		Packing Dimension(L*W*H)mm of Ice bin	850*890*1055
Loading Qty (20GP/40GP)	21 / 42pcs		
IM-700P (Hot Sale)		Dimension(L*W*H)mm	803*832*1715
		Output(lb/24hr)	700lb = 318kg
		Bin Capacity (lb)	170kg
		Voltage (V/Hz)	220/50/60
		Power (W)	1680
		Condenser Unit	Air/Water
		Refrigerant	R404A
		Net Weight of Main Machine(kg)	66
		Net Weight of Ice Bin(kg)	45
		Gross Weight of Main Machine(kg)	71
		Gross Weight of Ice Bin(kg)	50
		Packing Dimension(L*W*H)mm of Main Machine	845*750*620
		Packing Dimension(L*W*H)mm of Ice bin	850*890*1055
Loading Qty (20GP/40GP)	21 / 42pcs		
IM-1000P (Hot Sale)		Dimension(L*W*H)mm	803*832*1890
		Output(lb/24hr)	1000 lb=455 kg
		Bin Capacity (lb)	170kg
		Voltage (V/Hz)	220/50/60
		Power (W)	2400
		Condenser Unit	Air/Water
		Refrigerant	R404A
		Net Weight of Main Machine(kg)	85
		Net Weight of Ice Bin(kg)	45
		Gross Weight of Main Machine(kg)	90
		Gross Weight of Ice Bin(kg)	50
		Packing Dimension(L*W*H)mm of Main Machine	848x696x811
		Packing Dimension(L*W*H)mm of Ice bin	850*890*1055
Loading Qty (20GP/40GP)	18 / 36pcs		
IM-1500P (Hot Sale)		Dimension(L*W*H)mm	1262x965x1927
		Output(lb/24hr)	1500 lb =682kg
		Bin Capacity (lb)	350kg
		Voltage (V/Hz)	220/50/60
		Power (W)	3400
		Condenser Unit	Air/Water
		Refrigerant	R404A
		Net Weight of Main Machine(kg)	100
		Net Weight of Ice Bin(kg)	70
		Gross Weight of Main Machine(kg)	120
		Gross Weight of Ice Bin(kg)	100
		Packing Dimension(L*W*H)mm of Main Machine	1360*750*725
		Packing Dimension(L*W*H)mm of Ice bin	1035*1305*1290
Loading Qty (20GP/40GP)	10 / 20pcs		

IM-2000P (Hot Sale)		Dimension(L*W*H)mm	1262x965x2057
		Output(lb/24hr)	2000 lb =909kg
		Bin Capacity (lb)	350kg
		Voltage (V/Hz)	380V/50/60
		Power (W)	4000
		Condenser Unit	Air/Water
		Refrigerant	R404A
		Net Weight of Main Machine(kg)	150
		Net Weight of Ice Bin(kg)	70
		Gross Weight of Main Machine(kg)	170
		Gross Weight of Ice Bin(kg)	100
		Packing Dimension(L*W*H)mm of Main Machine	1360*765*965
		Packing Dimension(L*W*H)mm of Ice bin	1035*1305*1290
Loading Qty (20GP/40GP)	10 / 20pcs		

ITALIA


COTTURA


REFRIGERATION LINE

Cube Ice Machine Quotation for North America Markets Based on Full Container Order

Item No.	Photos	Detailed Specifications
----------	--------	-------------------------

Cube Ice Machine (Classic Vertical Model)

IM-89S (Hot Sale)		Certification: Energy Star+DOE + ETL + ETL	
		Dimension(L*W*H)mm	500*450*850
		Output(lb/24hr)	80 lb=36 kg
		Bin Capacity (lb)	33lb=15kg
		Compressor	Cubigel
		Voltage (V/Hz)	115/60, 220V/50-60Hz
		Power (W)	350
		Condenser Unit	Air
		Refrigerant	R290
		Net Weight (kg)	36
		Gross Weight (kg)	40
		Carton Dimension(L*W*H)mm	580*530*835
		Loading Qty (20GP/40GP)	88 / 264pcs

IM-129S (Hot Sale)		Certification: Energy Star+DOE + ETL + ETL	
		Dimension(L*W*H)mm	500*590*900
		Output(lb/24hr)	120 lb=55 kg
		Bin Capacity (lb)	40lb=18kg
		Compressor	Secop
		Voltage (V/Hz)	115/60, 220V/50-60Hz
		Power (W)	446
		Condenser Unit	Air
		Refrigerant	R290
		Net Weight (kg)	45
		Gross Weight (kg)	50
		Carton Dimension(L*W*H)mm	580*670*835
		Loading Qty (20GP/40GP)	64 / 144pcs

IM-169S



Certification: Energy Star+DOE + ETL + ETL Sanitation (NSF)

Dimension(L*W*H)mm	660*685*970
Output(lb/24hr)	160 lb=73 kg
Bin Capacity (lb)	80lb=36kg
Voltage (V/Hz)	115/60, 220V/50-60Hz
Compressor	Secop
Power (W)	451
Condenser Unit	Air
Refrigerant	R290
Net Weight (kg)	55
Gross Weight (kg)	65
Carton Dimension(L*W*H)mm	780*745*900
Loading Qty (20GP/40GP)	42 / 96pcs

**IM-219S
 (Hot Sale)**



Certification: Energy Star+DOE + ETL + ETL Sanitation (NSF)

Dimension(L*W*H)mm	660*685*970
Output(lb/24hr)	210 lb=95 kg
Bin Capacity (lb)	80lb=36kg
Compressor	Cubigel
Voltage (V/Hz)	115/60, 220V/50-60Hz
Power (W)	526
Condenser Unit	Air
Refrigerant	R290
Net Weight (kg)	58
Gross Weight (kg)	66
Carton Dimension(L*W*H)mm	780*745*900
Loading Qty (20GP/40GP)	42 / 96pcs

**IM-289S
(Hot Sale)**



Certification: Energy Star+DOE + ETL + ETL Sanitation (NSF)	
Dimension(L*W*H)mm	660*685*970
Output(lb/24hr)	280 lb=127 kg
Bin Capacity (lb)	80lb=36kg
Compressor	Secop
Voltage (V/Hz)	115/60, 220V/50-60Hz
Power (W)	726
Condenser Unit	Air
Refrigerant	R290
Net Weight (kg)	60
Gross Weight (kg)	67
Carton Dimension(L*W*H)mm	780*745*900
Loading Qty (20GP/40GP)	42 / 96pcs

Cube Ice Machine (Modular Model)

IM-329 (Hot Sale)



Certification: DOE +Energy Star+ ETL+ETL Sanitation (NSF)	
Dimension(L*W*H)mm	560*830*1718 (with ice bin & feet)
Ice Maker Head (L*W*H)mm	560*618*568 mm
Ice Bin (L*W*H)mm	560*830*1150mm
Output(lb/24hr)	350 lb=160kg/day
Bin Capacity (lb)	275 lb=125kg
Compressor	Secop
Voltage (V/Hz)	115/60, 220V/50-60Hz
Power (W)	790
Condenser Unit	Air
Refrigerant	R290
Net Weight of Main Machine(kg)	50
Net Weight of Ice Bin(kg)	35
Gross Weight of Main Machine(kg)	54
Gross Weight of Ice Bin(kg)	40
Paking Dimension(L*W*H)mm of Main Machine	655*750*620
Paking Dimension(L*W*H)mm of Ice bin	645*890*1055
Loading Qty (20GP/40GP)	26 / 52pcs

ITALIA

COTTURA

REFRIGERATION LINE

IM-529 (Hot Sale)



Certification: DOE +Energy Star+ ETL+ETL Sanitation (NSF)	
Dimension(L*W*H)mm	760*830*1718 (with ice bin & feet)
Ice Maker Head (L*W*H)mm	760*618*568
Ice Bin (L*W*H)mm	760*830*1150
Output(lb/24hr)	500 lb = 225kg/day
Bin Capacity (lb)	375 lb=170kg
Compressor	Secop
Voltage (V/Hz)	115/60, 220V/50-60Hz
Power (W)	1113
Condenser Unit	Air
Refrigerant	R290
Net Weight of Main Machine(kg)	65
Net Weight of Ice Bin(kg)	45
Gross Weight of Main Machine(kg)	70
Gross Weight of Ice Bin(kg)	50
Paking Dimension(L*W*H)mm of Main Machine	845*750*620
Paking Dimension(L*W*H)mm of Ice bin	850*890*1055
Loading Qty (20GP/40GP)	21 / 42pcs

ICE&WATER DISPENSER

Picture	Model No.
	GDZBY25

Shape of ice	Size of ice	Qty of ice per tray	N.W. per ice	Capacity (KG/24h)	Storing capacity (KG)	Power (W)	Net size (mm)	Packed size (mm)	N. W. /G. W. (KG)	Refrigerant	Voltage/frequency
crescent	28*28*10mm	60	5-7g	25KG/24h	3	320W	350*532*686	430*585*735	31/36	R290	110V/60HZ 220V/50-60Hz

GN TRAYS(SS201)

The colors marked are best-sellers

01/02/2024

ITALIA

COTTURA

MODULAR LINE

NO.	Description	Model	Picture	Dimension(m m)	Packing Dimension(m m)
1	GN PAN OF 2/1	821-20		650x530x20	670x550x90
2		821-40		650x530x40	670x550x90
3		821-2		650x530x65	670x550x130
4		821-4		650x530x100	670x550x250
5		821-6		650x530x150	670x550x310
6		821-8		650x530x200	670x550x360
7	LID OF 2/1	821-L		650x530	670x550x160
8	GN PAN OF 1/1	811-20		530x325x20	550x345x60
9		811-40		530x325x40	550x345x90
10		811-2		530x325x65	550x345x145
11		811-4		530x325x100	550x345x220
12		811-6		530x325x150	550x345x270
13		811-8		530x325x200	550x345x320
14	LID OF 1/1	811-L		530x325	550x345x155
15	GN PAN OF 1/2	812-20		325x265x20	560x350x60
16		812-40		325x265x40	560x350x110
17		812-2		325x265x65	560x350x180
18		812-4		325x265x100	560x350x270
19		812-6		325x265x150	560x350x295
20	812-8	325x265x200	560x350x350		
21	LID OF 1/2	812-L		325x265	560x350x125
22	GN PAN OF 1/3	813-20		325x176x20	560x350x60
23		813-40		325x176x40	560x350x95
24		813-2		325x176x65	560x350x180
25		813-4		325x176x100	560x350x235
26		813-6		325x176x150	560x350x285
27		813-8		325x176x200	560x350x345
28	LID OF 1/3	813-L		325x176	560x350x130

NO.	Description	Model	Picture	Dimension(m m)	Packing Dimension(m m)
29	GN PAN OF 2/3	823-20		353x325x20	680x380x90
30		823-40		353x325x40	680x380x110
31		823-2		353x325x65	680x380x125
32		823-4		353x325x100	680x380x215
33		823-6		353x325x150	680x380x290
34		823-8		353x325x200	680x380x340
35	LID OF 2/3	823-L		353x325	680x380x175
36	GN PAN OF 1/4	814-20		265x162x20	560x350x90
37		814-40		265x162x40	560x350x95
38		814-2		265x162x65	560x350x165
39		814-4		265x162x100	560x350x235
40		814-6		265x162x150	560x350x295
41	814-8	265x162x200	560x350x345		
42	LID OF 1/4	814-L		265x162	560x350x135
43	GN PAN OF 1/6	816-2		176x162x65	560x350x195
44		816-4		176x162x100	560x350x240
45		816-6		176x162x150	560x350x300
46	816-8	176x162x200	560x350x335		
47	LID OF 1/6	816-L		176x162	560x350x130
48	GN PAN OF 1/9	819-2		176x108x65	475x375x185
49		819-4		176x108x100	475x375x235
50		819-6		176x108x150	475x375x300
51	LID OF 1/9	819-L		176x108	475x375x140
52	Silicone cover	811-LS		530x325	550x345x155
53		812-LS		325x265	560x350x125
54		813-LS		325x176	560x350x130
55		814-LS		265x162	560x350x135
56		816-LS		176x162	560x350x130
57	819-LS		176x108	475x375x140	
58	SEPARATOR BAR	FGT-11		525x325x10	545x150x170
59		FGT-12		325x25x10	335x150x170
60	Stainless steel Drain shelf	GSB-11		460x270x15	
61		GSB-12		270x210x15	

Remarkd 1.The materil is SUS 201
 2.Add handle,USD0.8/PC
 3.Punched hole : 2/1 series USD1.5/PC , 1/1 series USD0.9/PC , 2/3, 1/2, 1/3 series USD0.70/PC
 4.Punched hole for lid : USD0.2/PC
 5.0.6mm actual is 0.55MM, 0.7MM actual is 0.65MM,0.8MM actual is 0.75MM

GN TRAYS (SS304)

01/02/2024

NO.	Description	Model	Picture	Dimension (mm)	Packing Dimension (mm)
1	GN PAN OF 2/1	821-20		650x530x20	670x550x90
2		821-40		650x530x40	670x550x90
3		821-2		650x530x65	670x550x130
4		821-4		650x530x100	670x550x250
5		821-6		650x530x150	670x550x310
6		821-8		650x530x200	670x550x360
7	LID OF 2/1	821-L		650x530	670x550x160
8	GN PAN OF 1/1	811-20		530x325x20	550x345x60
9		811-40		530x325x40	550x345x90
10		811-2		530x325x65	550x345x145
11		811-4		530x325x100	550x345x220
12		811-6		530x325x150	550x345x270
13	811-8	530x325x200	550x345x320		
14	LID OF 1/1	811-L		530x325	550x345x155
15	GN PAN OF 1/2	812-20		325x265x20	560x350x60
16		812-40		325x265x40	560x350x110
17		812-2		325x265x65	560x350x180
18		812-4		325x265x100	560x350x270
19		812-6		325x265x150	560x350x295
20	812-8	325x265x200	560x350x350		
21	LID OF 1/2	812-L		325x265	560x350x125
22	GN PAN OF 1/3	813-20		325x176x20	560x350x60
23		813-40		325x176x40	560x350x95
24		813-2		325x176x65	560x350x180
25		813-4		325x176x100	560x350x235
26		813-6		325x176x150	560x350x285
27	813-8	325x176x200	560x350x345		
28	LID OF 1/3	813-L		325x176	560x350x130

NO.	Description	Model	Picture	Dimension (mm)	Packing Dimension (mm)
29	GN PAN OF 2/3	823-20		353x325x20	680x380x90
30		823-40		353x325x40	680x380x110
31		823-2		353x325x65	680x380x125
32		823-4		353x325x100	680x380x215
33		823-6		353x325x150	680x380x290
34		823-8		353x325x200	680x380x340
35	LID OF 2/3	823-L		353x325	680x380x175
36	GN PAN OF 1/4	814-20		265x162x20	560x350x90
37		814-40		265x162x40	560x350x95
38		814-2		265x162x65	560x350x165
39		814-4		265x162x100	560x350x235
40		814-6		265x162x150	560x350x295
41	814-8	265x162x200	560x350x345		
42	LID OF 1/4	814-L		265x162	560x350x135
43	GN PAN OF 1/6	816-2		176x162x65	560x350x195
44		816-4		176x162x100	560x350x240
45		816-6		176x162x150	560x350x300
46		816-8		176x162x200	560x350x335
47	LID OF 1/6	816-L		176x162	560x350x130
48	GN PAN OF 1/9	819-2		176x108x65	475x375x185
49		819-4		176x108x100	475x375x235
50		819-6		176x108x150	475x375x300
51	LID OF 1/9	819-L		176x108	475x375x140

Remark 1. The material is SUS 304

2. Add handle, USD0.8/PC

3. Punched hole : 2/1 series USD1.5/PC , 1/1 series USD0.9/PC , 2/3, 1/2, 1/3 series USD0.70/PC

4. Punched hole for lid : USD0.2/PC

5. 0.6mm actual is 0.55MM, 0.7MM actual is 0.65MM, 0.8MM actual is 0.75MM