

ST PATRICKS DAY

HANDPRINT ART




HAPPY
ST. PATRICK'S DAY!



LUCKY HANDPRINT CLOVER

Paint your child's palm and fingers green. Have them press their hand down four times in a circle to create a four-leaf clover.



HAPPY ST. PATRICK'S DAY!

HAPPY
ST. PATRICK'S DAY!



*Feeling Extra
Lucky Today*

RAINBOW HANDPRINT WITH POT OF GOLD

Paint each hand a different rainbow color.




*Feeling Extra
Lucky Today*

MY LITTLE LUCKY CHARM



SHAMROCK HANDPRINT

Use three green handprints, placing them in a triangle shape to form a shamrock.



MY LITTLE LUCKY CHARM

Leprechauns Made Me Do It



LEPRECHAUN HANDPRINT

Paint the palm and fingers skin-tone. Press onto paper and let dry.



Leprechauns Made Me Do It

***Luck is Believing
You're Lucky***



POT OF GOLD HANDPRINT

Paint the palm black (for the pot) and the fingers yellow/gold (for the coins).




***Luck is Believing
You're Lucky***

HAPPY
ST. PATRICK'S DAY!



HANDPRINT OF LUCK

Paint the child's hand yellow and press it onto the paper.



CUTEST CLOVER IN THE PATCH




LUCKY LITTLE HANDS

Paint the child's hand green and press it onto the paper
with fingers spread out



HAPPY
ST. PATRICK'S DAY!



Flying High with Luck!

HANDPRINT BALLOON

Paint the child's hand in shades of green, yellow, and orange. Press the handprint onto the paper with fingers pointing up to resemble a balloon shape.



"Flying High with Luck!"