

# Quest



**Quest**



# Wirral Consortium 11+ Assessment 2026

A guide for parents and carers

# This guide had been produced by Quest Assessments and The Wirral Consortium to provide families with clear information and practical support for the Wirral 11+ Assessment.

Inside, you will find key dates, an overview of what the test involves, free resources to help your child get comfortable with the format of their assessment, and details of free learning support available to eligible families.

Key Dates	
Registration closes	Sunday 31st May 2026
Test date	Tuesday 15th September 2026
Results day	Mid October 2026
Secondary school application deadline	31st October 2026
National Offer Day	1st March 2027

## Quick details

Your child will sit two papers:

- **Paper one:** assesses verbal reasoning
- **Paper two:** assesses mathematics and non-verbal reasoning

Both papers will be sat in the same session, and your child will have a short break between them. Each paper will last approximately 50 minutes.

# How to prepare for the Wirral 11+ Assessment

The Wirral 11+ Assessment assesses mathematics, verbal reasoning and non-verbal reasoning.

The best preparation is a strong grounding in what your child is already learning at school, combined with wide reading and the ability to apply their knowledge to new contexts.

The test is built to assess genuine understanding of the curriculum: the most valuable thing your child can do is keep learning steadily and confidently in school.


<b>From now</b>	<ul style="list-style-type: none"><li>• Encourage your child to read widely and for pleasure.</li><li>• Build healthy habits. Short, regular learning is more effective than long sessions.</li><li>• Encourage your child to work hard in school and focus in class.</li><li>• Work through the familiarisation booklets at a relaxed pace.</li></ul>
<b>The night before</b>	<ul style="list-style-type: none"><li>• Remind your child to read each question carefully, and that it's fine to move on if they're stuck.</li><li>• Pack pencils and a good eraser.</li><li>• Go to bed on time and make sure your child gets a good night's sleep.</li></ul>
<b>The morning of the test</b>	<ul style="list-style-type: none"><li>• Ensure your child eats a proper breakfast.</li><li>• Keep the morning calm and positive.</li><li>• Allow plenty of time for the journey.</li></ul>

# Free resources


We've created a set of free resources to help your child understand what the test looks and feels like, and to build confidence across all subjects ahead of exam day.

## Familiarisation Booklets

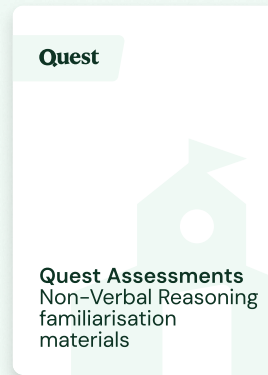
These booklets provide sample questions so your child can become familiar with the question format and filling in an OMR answer sheet.



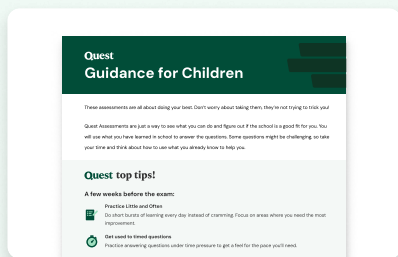
OPEN



OPEN

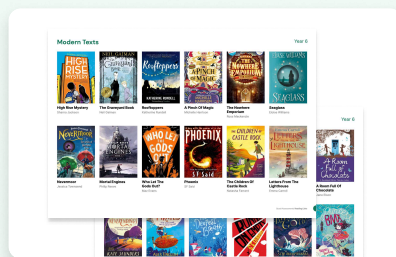


OPEN



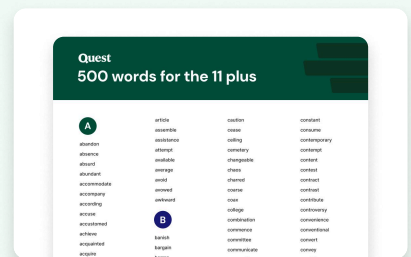
**Quest 11+ Guidance for Children**  
Written for children, this guide includes what the test is, how to handle nerves, what to do if they get stuck, and what to expect on the day.

OPEN



**Reading Lists**  
Age-appropriate reading recommendations for Years 3–6.

OPEN



**Vocabulary List**  
A list of words your child may find useful to know, designed to support their broader vocabulary development.

OPEN

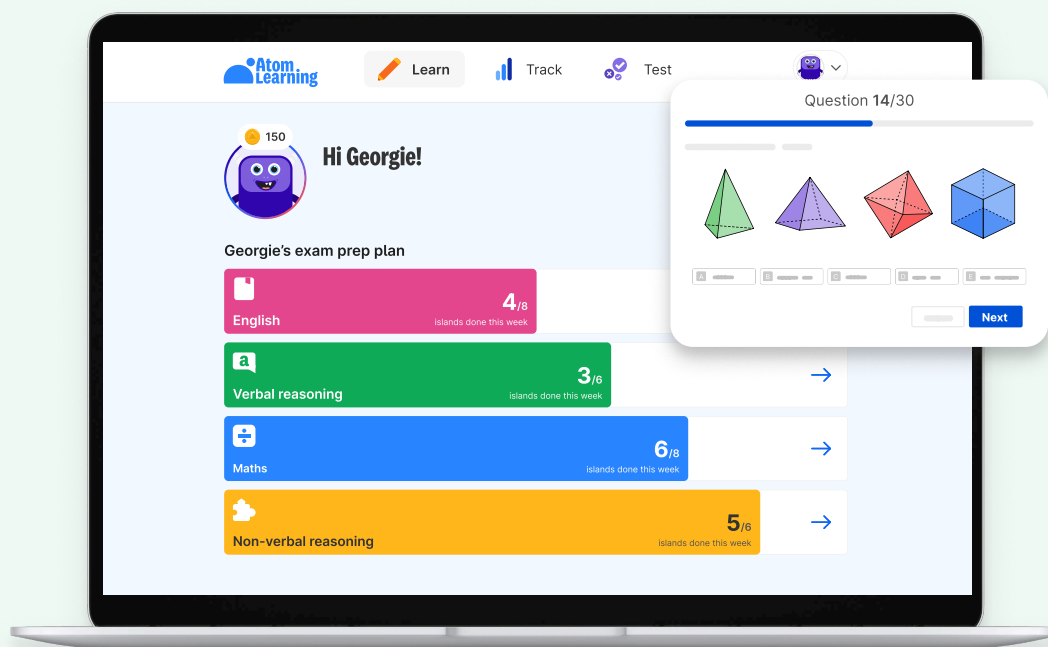
# Free learning support for eligible families

The Wirral Consortium and Quest have worked together to ensure every child has access to high-quality preparation materials, regardless of their family's circumstances.

In partnership with Atom Learning, they are offering free access to Atom Home for all pupil premium eligible candidates through the Atom Learning Pupil Premium Support Programme.

Atom Home provides structured practice and KS2 learning across all subjects, with questions, progress tracking, and subject-specific learning paths your child can work through at home.

If your child is eligible for pupil premium (for example, if they receive free school meals), you can request access using the link below. Eligibility will be verified by your child's primary school.



REQUEST FREE ATOM HOME ACCOUNT

# What to expect on the day

Your child will sit the test at one of the four Wirral grammar schools.

The Wirral 11+ Assessment consists of two booklets, both sat in the same session with a short supervised break between them. Each paper lasts approximately 50 minutes, plus time for instructions. Your child will remain in the test environment during the break.

An invigilator will read instructions before, during, and after each paper. Your child will be given a question booklet and a separate answer sheet for each subject. They may also receive a reading booklet.

If your child can't hear the instructions or has a question, they should put their hand up.

The total time in the test centre, including settling in, instructions, papers, and breaks, is typically around two to three hours.

## What to bring

- ✓ Two sharp HB pencils
- ✓ An eraser
- ✓ A pencil sharpener in a clear bag or case
- ✓ A small snack for the break (no products containing nuts)
- ✓ A bottle of water

**No phones, smart watches, calculators, or electronic devices are allowed.**

# How is the test completed?

The Wirral 11+ Assessment is a paper test. All questions in the assessment are multiple choice. Your child selects from a set of options (usually five: A, B, C, D or E).

The Wirral 11+ papers use an OMR (Optical Mark Recognition) answer sheet. This means, instead of writing out answers, your child will draw a clear horizontal line through a box next to their chosen answer (see example below).

The familiarisation materials include a practice OMR answer sheet to help your child get comfortable with the format before test day. Download this so your child can practice drawing lines through their chosen answer box.

**Correct**

**Incorrect**

## Tips for OMR

Marking correctly	Practise before the day	If your child makes a mistake
<ul style="list-style-type: none"> <li>• Draw a clear, solid horizontal line through the chosen box.</li> <li>• Mark one answer per question unless the question specifically tells you there is more than one answer.</li> </ul>	<p>The familiarisation booklets include a sample OMR answer sheet.</p> <p>Working through a few questions, practising marking answers, rubbing out, and checking question numbers match helps your child get familiar with how to complete an OMR sheet.</p>	<p>They should rub it out fully with a clean eraser, then mark their new answer.</p> <p>A good eraser matters as much as a good pencil!</p>

## Still have questions?

Please note that Quest Assessments is not able to respond to individual enquiries from parents or carers. All queries about the Wirral 11+ Assessment (including questions about registration, results, venues, and special arrangements) should be directed to the Wirral Consortium.

**We wish your child every success.**

