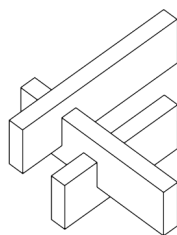



FOR
YOUR
SPACE

A K  K Y A [®]

www.fitoutz.com



**TIMBER IN
ARCHITECTURE
& SOLUTIONS
FIT  UTZ GROUP**

PERGOLAS & GAZEBOS


AKAKYA[®]




Introducing our Glulam Timber Trusses – the perfect fusion of strength, beauty, and sustainability. Sustainably and locally sourced, these timber trusses are engineered for heavy-duty structural applications, such as columns, beams, rafters, and purlins.

Our glulam timber trusses are an architect's dream. Their versatility makes them the perfect complement to a wide array of designs, from traditional to contemporary. Whether you're crafting a cozy gazebo, an inviting pergola, a lively brewery, a charming bar, or a picturesque restaurant, our trusses will enhance the aesthetic while providing a robust foundation.

Imagine your space adorned with the rich, grainy textures of wood, basking in its natural glow. Picture a structure that not only stands strong against the elements but also embodies the essence of nature in every line and curve.







AKAKYA PLUS Series – ‘Elegance Meets Security in Every Detail’

Experience the ultimate combination of aesthetic appeal and safety with the AKAKYA PLUS Series. Our premium lift-slide TIMBER doors, crafted from the finest timber selections, bring unparalleled luxury and adaptability to your abode. Redefine your space with our exquisite range designed for both grand and cozy environments.

Product Features:

Premium Material Quality: Each door is meticulously carved from top-grade timber, ensuring a natural and elegant appearance.

Size Versatility: With options ranging from 2 to 11 feet in width, AKAKYA PLUS doors accommodate any space, large or small.

Heavy-Duty Performance: Designed to support up to 500 kilograms, these doors withstand substantial weight without compromising on style.

Ergonomic Handle Placement: Choose from various handle heights for a door that not only looks good but feels right.

Advanced Functionality:

Self-Cleaning Rollers & Adjustable Bogie Wheels: Guaranteeing smooth operation time after time.

Soft Close Function: No more slamming doors, just smooth, silent closure.

Night Vents: Enjoy a gentle breeze with our easy-to-use night vents.

AEROMAT flex System: For superior indoor air quality without compromising security.

Security Feature: Lockable handles on both inside and outside, providing extra safety and control.


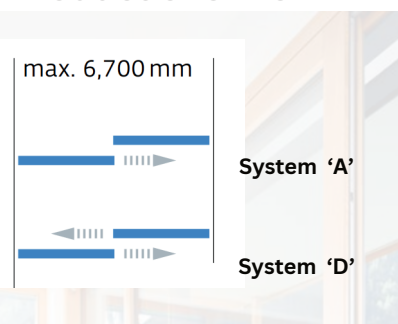
AKAKYA PLUS doors are more than an entrance; they're a statement. Our doors are designed for seamless integration into your smart home ecosystem, allowing you to control access with the push of a button. The advanced technology ensures that your home stays well-insulated from noise and weather, while offering an elegant, natural look that elevates the overall design of any room.

Embrace the future with doors that blend form and function. The AKAKYA PLUS series isn't just about opening and closing; it's about inviting luxury into your home and securing it for years to come.

LIFT & SLIDE TIMBER SYSTEMS

AKAKYA[®]

Product overview.



Opening type	Lift-Slide
Profile	Timber
Sash width in mm	650 - 3335
Sash height in mm	1175 - 3325
Sash weight in kg maximum	150, 250, 400 & 500
Handle position	Variable
SOFT CLOSE function	Available
Night vent	Available
AEROMAT flex	Available
Motorised drives	Available except 150 Kgs

TILT & TURN TIMBER SYSTEMS

AKAKYA[®]

Elevate the essence of modern architectural design with **AKAKYA Tilt & Turn** Window Systems. Our sophisticated solutions upgrade the conventional concept of windows by combining timeless timber with innovative functionality. AKAKYA systems bring unparalleled room comfort to timber tilt and turn windows, ensuring resilience, user-friendly operation, and all-around protection.

Product Features:

Security: Featuring robust locking points for heightened protection against forced entry, your home's safety is significantly enhanced.

Energy Efficiency: Expertly engineered sealing technology keeps warmth inside, augmenting your home's comfort and energy conservation.

Ease of Operation: Our advanced mechanisms, ensure consistently smooth operation with automatic adjustments for a perfect seal every time.

Elegant Design: AKAKYA systems offer a refined aesthetic with hardware that seamlessly integrates into the timber profiles, maintaining the beauty of your windows.

Smart Home Integration: Ready for the future, our systems are compatible with smart home technology, allowing for app-based monitoring and effortless fingertip control.

Longevity: Built to last, the robust construction of our systems is suited for heavy-duty use, ensuring that your timber windows remain a lasting feature of your home.

Select **AKAKYA Tilt & Turn** Window Systems for your timber windows to infuse your living space with elegance, advanced functionality, and fortified security, all while championing environmental consciousness.

Product overview

Countless possibilities with Tilt & Turn



Single-sash
windows




Double-sash
windows




Round arch
windows



Pitched
windows





Windows with
special dimensions



A K ^ K Y A [®]

www.fitoutz.com



+91 98 86 70 00 75, sk@fitoutz.com, Bangalore, KA, INDIA