


Braille

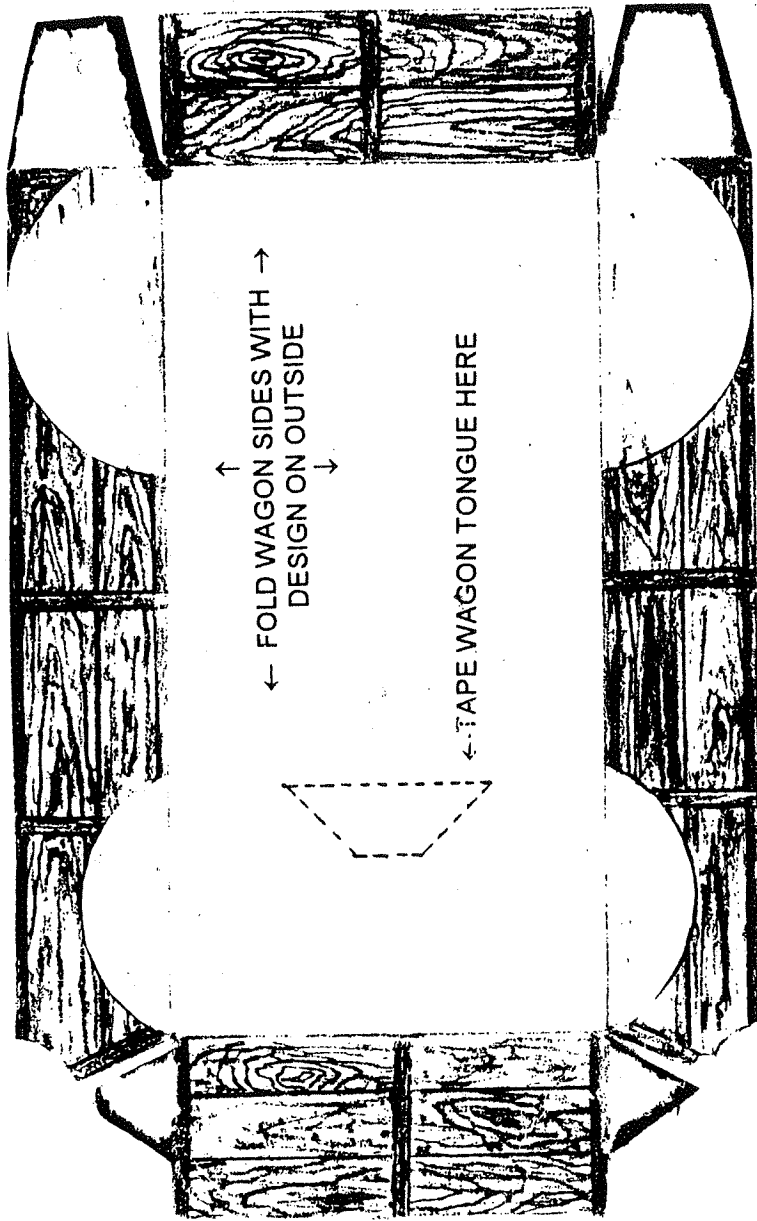
Learn to Read and Write Braille like Mary!

a	b	c	d	e	f	g
h	i	j	k	l	m	n
o	p	q	r	s	t	u
v	w	x	y	z		






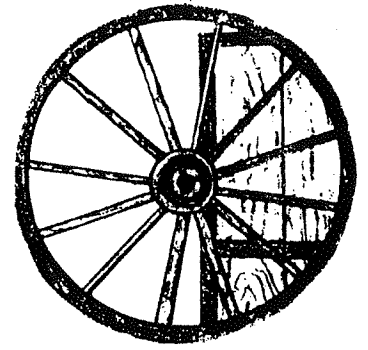

○	○	○	○	○	○	○	○	○	○	○	○	○	○	○	○	○	○	○	○	○
○	○	○	○	○	○	○	○	○	○	○	○	○	○	○	○	○	○	○	○	○

1. Print your first name neatly in the top row of boxes. Put one letter in each box.
2. Look at the Braille alphabet. Then, use your pencil to lightly color in the correct dots below each letter to spell your name in Braille.
3. Glue the split peas to each circle you have colored in with pencil.



↑
← FOLD WAGON SIDES WITH
DESIGN ON OUTSIDE
↓

← TAPE WAGON TONGUE HERE



COMPLIMENTS OF
Laura Ingalls Wilder Memorial Society
De Smet, SD 57231
1-800-880-3383
www.discoverlaura.org

