

EXTRA HEAVY DUTY KNITTED SHADECLOTH

A superior Fire Rated Knitted HDPE shade fabric designed for large tension membrane structures and architectural shade sails.

Comtex®




NEW Café Series



Cappuccino NEW




Café Noir NEW




Aquamarine



Black



Bronze



Claret



Midnight Green



Navy Blue



Porcelain



Rust



Sage




Sandstone



Silver



Slate Gray



Yellow

